



SAYVILLE UNION FREE SCHOOL DISTRICT

**FINANCIAL STATEMENTS AND
SUPPLEMENTARY INFORMATION
IN CONNECTION WITH THE UNIFORM GUIDANCE**

AS OF AND FOR THE YEAR ENDED JUNE 30, 2023

**SAYVILLE UNION FREE SCHOOL DISTRICT
TABLE OF CONTENTS**

	<u>PAGE</u>
Independent Auditor's Report	1
Required Supplementary Information: Management's Discussion And Analysis ("MD&A")	4
Basic Financial Statements:	
District-Wide Financial Statements -	
Statement Of Net Position	16
Statement Of Activities	17
Fund Financial Statements -	
Balance Sheet - Governmental Funds	18
Reconciliation Of Governmental Funds Balance Sheet To The Statement Of Net Position	19
Fund Financial Statements -	
Statement Of Revenues, Expenditures And Changes In Fund Balance - Governmental Funds	20
Reconciliation Of Governmental Funds Statement Of Revenues, Expenditures And Changes In Fund Balance To The Statement Of Activities	21
Fund Financial Statements -	
Statement Of Fiduciary Net Position - Fiduciary Funds	22
Statement Of Changes in Fiduciary Net Position - Fiduciary Funds	22
Notes To Financial Statements	23
Required Supplementary Information Other Than MD&A:	
General Fund -	
Schedule Of Revenues, Expenditures And Changes In Fund Balance - Budget And Actual	55
Schedule Of Changes In The District's Total OPEB Liability And Related Ratios	56
Schedule Of District's Proportionate Share Of The Net Pension Asset/(Liability) - NYSERS & NYSTRS	57
Schedule Of District Pension Contributions - NYSERS & NYSTRS	58
Other Supplementary Information (Required by the New York State Education Department):	
General Fund -	
Schedule Of Change From Adopted Budget To Final Budget And The Real Property Tax Limit	59
Schedule Of Project Expenditures And Financing Sources -	
Capital Projects Fund	60
Net Investment In Capital Assets	61
Federal Award Program Information:	
Schedule Of Expenditures Of Federal Awards	62
Notes To Schedule Of Expenditures Of Federal Awards	63
Independent Auditor's Report On Internal Control Over Financial Reporting And On Compliance And Other Matters Based On An Audit Of Financial Statements Performed In Accordance With <i>Government Auditing Standards</i>	64
Independent Auditor's Report On Compliance For Each Major Program And On Internal Control Over Compliance Required By The Uniform Guidance	66
Schedule Of Findings And Questioned Costs	69
Summary Schedule Of Prior Audit Findings	70
Schedule Of Findings And Recommendations	71



NawrockiSmith

CERTIFIED PUBLIC ACCOUNTANTS

INDEPENDENT AUDITOR'S REPORT

To the Board of Education of the
Sayville Union Free School District
Sayville, New York:

Report on the Audit of the Financial Statements

Opinions

We have audited the accompanying financial statements of the governmental activities and each major fund of the Sayville Union Free School District (the "District"), as of and for the year ended June 30, 2023, and the related notes to financial statements, which collectively comprise the District's basic financial statements as listed in the table of contents.

In our opinion, the financial statements referred to above present fairly, in all material respects, the respective financial position of the governmental activities and each major fund of the Sayville Union Free School District, as of June 30, 2023, and the respective changes in financial position for the year then ended in accordance with accounting principles generally accepted in the United States of America.

Basis for Opinions

We conducted our audit in accordance with auditing standards generally accepted in the United States of America and the standards applicable to financial audits contained in *Government Auditing Standards*, issued by the Comptroller General of the United States. Our responsibilities under those standards are further described in the Auditor's Responsibilities for the Audit of the Financial Statements section of our report. We are required to be independent of the District and to meet our other ethical responsibilities, in accordance with the relevant ethical requirements relating to our audit. We believe that the audit evidence we have obtained is sufficient and appropriate to provide a basis for our audit opinions.

Responsibilities of Management for the Financial Statements

Management is responsible for the preparation and fair presentation of these financial statements in accordance with accounting principles generally accepted in the United States of America; this includes the design, implementation, and maintenance of internal control relevant to the preparation and fair presentation of financial statements that are free from material misstatement, whether due to fraud or error.

In preparing the financial statements, management is required to evaluate whether there are conditions or events, considered in the aggregate, that raise substantial doubt about the District's ability to continue as a going concern for twelve months beyond the financial statement date, including any currently known information that may raise substantial doubt shortly thereafter.

NawrockiSmith

Auditor's Responsibilities for the Audit of the Financial Statements

Our objectives are to obtain reasonable assurance about whether the financial statements as a whole are free from material misstatement, whether due to fraud or error, and to issue an auditor's report that includes our opinions. Reasonable assurance is a high level of assurance but is not absolute assurance and therefore is not a guarantee that an audit conducted in accordance with generally accepted auditing standards and *Government Auditing Standards* will always detect a material misstatement when it exists. The risk of not detecting a material misstatement resulting from fraud is higher than for one resulting from error, as fraud may involve collusion, forgery, intentional omissions, misrepresentations, or the override of internal control. Misstatements are considered material if there is a substantial likelihood that, individually or in the aggregate, they would influence the judgment made by a reasonable user based on the financial statements.

In performing an audit in accordance with generally accepted auditing standards and *Government Auditing Standards*, we

- Exercise professional judgment and maintain professional skepticism throughout the audit.
- Identify and assess the risks of material misstatement of the financial statements, whether due to fraud or error, and design and perform audit procedures responsive to those risks. Such procedures include examining, on a test basis, evidence regarding the amounts and disclosures in the financial statements.
- Obtain an understanding of internal control relevant to the audit in order to design audit procedures that are appropriate in the circumstances, but not for the purpose of expressing an opinion on the effectiveness of the District's internal control. Accordingly, no such opinion is expressed.
- Evaluate the appropriateness of accounting policies used and the reasonableness of significant accounting estimates made by management, as well as evaluate the overall presentation of the financial statements.
- Conclude whether, in our judgment, there are conditions or events, considered in the aggregate, that raise substantial doubt about the District's ability to continue as a going concern for a reasonable period of time.

We are required to communicate with those charged with governance regarding, among other matters, the planned scope and timing of the audit, significant audit findings, and certain internal control-related matters that we identified during the audit.

Changes in Accounting Principles

As described in Note 3 to the financial statements, in fiscal 2023 the District adopted new accounting guidance, Governmental Accounting Standards Board (GASB) Statement No. 96, *Subscription-Based Information Technology Agreements*. The effect of GASB Statement No. 96 did not require a restatement to the financial statements and was handled prospectively. Our opinion is not modified with respect to this matter.

NawrockiSmith

Required Supplementary Information

Accounting principles generally accepted in the United States of America require that the management's discussion and analysis and required supplementary information, on pages 4-15 and 55-58, respectively, be presented to supplement the basic financial statements. Such information, although not a part of the basic financial statements, is required by the Governmental Accounting Standards Board who considers it to be an essential part of financial reporting for placing the basic financial statements in an appropriate operational, economic, or historical context. We have applied certain limited procedures to the required supplementary information in accordance with auditing standards generally accepted in the United States of America, which consisted of inquiries of management about the methods of preparing the information and comparing the information for consistency with management's responses to our inquiries, the basic financial statements, and other knowledge we obtained during our audit of the basic financial statements. We do not express an opinion or provide any assurance on the information because the limited procedures do not provide us with sufficient evidence to express an opinion or provide any assurance.

Supplementary Information

Our audit was conducted for the purpose of forming opinions on the financial statements that collectively comprise the District's basic financial statements. The accompanying other supplementary information and schedule of expenditures of federal awards, as required by the New York State Education Department and by Title 2 U.S. *Code of Federal Regulations* Part 200, *Uniform Administrative Requirements, Cost Principles, and Audit Requirements for Federal Awards*, are presented for purposes of additional analysis and are not a required part of the basic financial statements. Such information is the responsibility of management and was derived from and relates directly to the underlying accounting and other records used to prepare the basic financial statements. The information has been subjected to the auditing procedures applied in the audit of the basic financial statements and certain additional procedures, including comparing and reconciling such information directly to the underlying accounting and other records used to prepare the basic financial statements or to the basic financial statements themselves, and other additional procedures in accordance with auditing standards generally accepted in the United States of America. In our opinion, the other supplementary information and the schedule of expenditures of federal awards are fairly stated, in all material respects, in relation to the basic financial statements as a whole.

Other Reporting Required by Government Auditing Standards

In accordance with Government Auditing Standards, we have also issued our report dated October 11, 2023, on our consideration of the District's internal control over financial reporting and on our tests of its compliance with certain provisions of laws, regulations, contracts, and grant agreements and other matters. The purpose of that report is solely to describe the scope of our testing of internal control over financial reporting and compliance and the results of that testing, and not to provide an opinion on the effectiveness of the District's internal control over financial reporting or on compliance. That report is an integral part of an audit performed in accordance with *Government Auditing Standards* in considering the District's internal control over financial reporting and compliance.

Hauppauge, New York
October 11, 2023

Nawrocki Smith LLP

**SAYVILLE UNION FREE SCHOOL DISTRICT
MANAGEMENT'S DISCUSSION AND ANALYSIS
AS OF AND FOR THE YEAR ENDED JUNE 30, 2023**

The following is a discussion and analysis of the Sayville Union Free School District's (the "District") financial performance for the fiscal year ended June 30, 2023. This section is a summary of the District's financial activities based on currently known facts, decisions or conditions. It is also based on both the District-wide and fund based financial statements. The results of the current year are discussed in comparison with the prior year, with an emphasis placed on the current year. This section is only an introduction and should be read in conjunction with the District's financial statements, which immediately follow this section.

OVERVIEW OF THE FINANCIAL STATEMENTS

This annual report consists of three parts: required supplementary information including management's discussion and analysis (this section), the basic financial statements, and other supplementary information. The basic financial statements include two kinds of financial statements that present different views of the District:

- The first two financial statements are *District-wide financial statements* that provide both *short-term* and *long-term* information about the District's *overall* financial status.
- The remaining financial statements are *governmental fund financial statements* that focus on *individual parts* of the District, reporting the operations in *more detail* than the District-wide financial statements. The *governmental fund financial statements* tell how basic services such as regular and special education were financed in the *short term* as well as what remains for future spending. *Fiduciary funds statements* provide information about the financial relationships in which the District acts solely as a trustee or agent for the benefit of others.

The financial statements also include notes that explain some of the information in the financial statements and provide more detailed data. The financial statements are followed by a section of required and other supplementary information that further explains and supports the financial statements including a comparison of the District's General Fund budget and actual results for the year.

Table A-1 summarizes the major features of the District's financial statements, including the portion of the District's activities they cover and the types of information they contain. The remainder of this overview section of management's discussion and analysis highlights the structure and contents of each of the financial statements.

**SAYVILLE UNION FREE SCHOOL DISTRICT
MANAGEMENT'S DISCUSSION AND ANALYSIS
AS OF AND FOR THE YEAR ENDED JUNE 30, 2023 (CONTINUED)**

Table A-1: Major Features of the District-wide and Fund Financial Statements			
	District-wide Financial Statements	Fund Financial Statements	
		Governmental Funds	Fiduciary Funds
Scope	Entire District (except fiduciary funds)	The activities of the District that are not proprietary or fiduciary, such as special education and building maintenance	Instances in which the District administers resources on behalf of someone else, such as scholarship programs and student activity monies
Required financial statements	<ul style="list-style-type: none"> • Statement of Net Position • Statement of Activities 	<ul style="list-style-type: none"> • Balance Sheet • Statement of Revenues, Expenditures and Changes in Fund Balance 	<ul style="list-style-type: none"> • Statement of Fiduciary Net Position • Statement of Changes in Fiduciary Net Position
Accounting basis and measurement focus	Accrual accounting and economic resources focus	Modified accrual accounting and current financial focus	Accrual accounting and economic resources focus
Type of asset/deferred outflows of resources/liability/deferred inflows of resources information	All assets, deferred outflows of resources, liabilities, and deferred inflows of resources both financial and capital, short-term and long-term	Generally, assets and deferred outflows of resources expected to be used up and liabilities and deferred inflows of resources that come due or available during the year or soon thereafter; no capital assets or long-term liabilities included	All assets, deferred outflows of resources (if any), liabilities, and deferred inflows of resources (if any) both short-term and long-term; funds do not currently contain capital assets, although they can
Type of inflow/outflow information	All revenues and expenses during year, regardless of when cash is received or paid	Revenues for which cash is received during or soon after the end of the year; expenditures when goods or services have been received and the related liability is due and payable	All additions and deductions during the year, regardless of when cash is received or paid

District-wide Financial Statements

The District-wide financial statements report information about the District as a whole using accounting methods similar to those used by private-sector companies. The Statement of Net Position includes all of the District's assets, deferred outflows of resources, liabilities and deferred inflows of resources. All of the current year's revenues and expenses are accounted for in the Statement of Activities regardless of when cash is received or paid.

**SAYVILLE UNION FREE SCHOOL DISTRICT
MANAGEMENT'S DISCUSSION AND ANALYSIS
AS OF AND FOR THE YEAR ENDED JUNE 30, 2023 (CONTINUED)**

The two District-wide financial statements report the District's *net position* and how it has changed. Net position, the difference between the District's assets, deferred outflows of resources, liabilities and deferred inflows of resources, is one way to measure the District's financial health or *position*.

- Over time, increases or decreases in the District's net position are an indicator of whether its financial position is improving or deteriorating, respectively.
- To assess the District's overall health, you need to consider additional non-financial factors such as changes in the District's property tax base and the condition of school buildings and other facilities.

In the District-wide financial statements, the District's activities are shown as *governmental activities*. Most of the District's basic services are included here, such as regular and special education, transportation and administration. Property taxes and State formula aid finance most of these activities.

Fund Financial Statements

The fund financial statements provide more detailed information about the District's funds, focusing on its most significant or "major" funds - not the District as a whole. Funds are accounting devices the District uses to keep track of specific sources of funding and spending on particular programs:

- Some funds are required by State law and by bond covenants.
- The District establishes other funds to control and to manage money for particular purposes (such as repaying its long-term debts) or to show that it is properly using certain revenues (such as federal grants).

The District's governmental funds are described as follows:

- Governmental funds: Most of the District's basic services are included in governmental funds, which generally focus on (1) how cash and other financial assets that can readily be converted to cash flow in and out and (2) the balances left at year-end that are available for spending. Consequently, the fund financial statements provide a detailed short-term view that helps you determine whether there are more or fewer financial resources that can be spent in the near future to finance the District's programs. Because this information does not encompass the additional long-term focus of the District-wide financial statements, reconciliations of the District-wide and fund financial statements are provided which explain the relationship (or differences) between them.
- Fiduciary funds are used to account for assets held by the District in its capacity as custodian or trustee and utilize the accrual basis of accounting. All of the District's fiduciary activities are reported in separate statements. The fiduciary activities have been excluded from the District's District-wide financial statements because the District cannot use these assets to finance its operations.

FINANCIAL HIGHLIGHTS

- On the District-wide financial statements, the liabilities and deferred inflows of resources of the District exceeded assets and deferred outflows of resources at the close of its most recent fiscal year by \$98,786,514. The District's total net position increased by \$1,411,142 for the year ended June 30, 2023. The unrestricted portion of net position as of June 30, 2023 was a deficit of \$156,150,380, as a result of the effect of the continued recognition of the District's total other post-employment benefits liability under the provisions of GASB Statement No. 75.

**SAYVILLE UNION FREE SCHOOL DISTRICT
MANAGEMENT'S DISCUSSION AND ANALYSIS
AS OF AND FOR THE YEAR ENDED JUNE 30, 2023 (CONTINUED)**

- Principal paid down on outstanding serial bond debt amounted to \$2,460,000.
- The District continued to offer all programs, without reducing services.
- The District's residents authorized the proposed 2023-24 budget in the amount of \$102,048,891 in accordance with the New York State Tax Levy Limit.

FINANCIAL ANALYSIS OF THE DISTRICT AS A WHOLE

Net Position

The District's net position increased by 1.4% from the year before to a net deficit position balance of \$98,786,514 as detailed in Tables A-2 and A-3.

The restricted net position balance of \$21,395,710 represents assets that are restricted by external sources, imposed by laws through constitutional provisions or enabling legislation.

As of June 30, 2023, the District has an unrestricted net deficit of \$156,150,380. This deficit is driven by the District's recognition of the total other post-employment benefit ("OPEB") liability of \$157,252,777 as required by GASB Statement No. 75.

Table A-2: Condensed Statements of Net Position - Governmental Activities

	<u>6/30/23</u>	<u>6/30/22</u>	<u>\$ Change</u>	<u>% Change</u>
Current assets	\$ 26,549,711	\$ 20,650,732	\$ 5,898,979	28.6
Noncurrent assets	22,395,710	64,242,562	(41,846,852)	(65.1)
Capital assets, net	<u>63,466,171</u>	<u>62,603,871</u>	<u>862,300</u>	1.4
Total assets	<u>112,411,592</u>	<u>147,497,165</u>	<u>(35,085,573)</u>	(23.8)
Deferred outflows of resources	<u>35,937,422</u>	<u>30,404,259</u>	<u>5,533,163</u>	18.2
Current liabilities	18,596,404	10,860,743	7,735,661	71.2
Long-term liabilities	<u>199,781,873</u>	<u>179,623,779</u>	<u>20,158,094</u>	11.2
Total liabilities	<u>218,378,277</u>	<u>190,484,522</u>	<u>27,893,755</u>	14.6
Deferred inflows of resources	<u>28,757,251</u>	<u>87,614,558</u>	<u>(58,857,307)</u>	(67.2)
Net position:				
Net investment in capital assets	35,968,156	32,802,754	3,165,402	9.6
Restricted	21,395,710	22,935,196	(1,539,486)	(6.7)
Unrestricted (deficit)	<u>(156,150,380)</u>	<u>(155,935,606)</u>	<u>(214,774)</u>	(0.1)
Total net position (deficit)	<u>\$ (98,786,514)</u>	<u>\$ (100,197,656)</u>	<u>\$ 1,411,142</u>	1.4

As of June 30, 2023, the District had a working capital of \$7,953,307 as compared to \$9,789,989 as of June 30, 2022.

As of June 30, 2023, the District had a net investment in capital assets of \$35,968,156 as compared to \$32,802,754 as of June 30, 2022. The increase is due to additions in construction-in-progress related to capital projects and leases executed during the fiscal year.

**SAYVILLE UNION FREE SCHOOL DISTRICT
MANAGEMENT'S DISCUSSION AND ANALYSIS
AS OF AND FOR THE YEAR ENDED JUNE 30, 2023 (CONTINUED)**

Changes in Net Position

The District's fiscal year 2023 revenues totaled \$101,656,607 (See Table A-3). Property and other taxes and State sources accounted for most of the District's revenues (88.5%) (See Table A-4). The remainder came from charges for services, operating grants, capital grants, sale of property and compensation for loss, miscellaneous sources, use of money and property and federal sources.

Revenues increased 5.3% or \$5,070,903, primarily as a direct result of an increase in use of money and property, real property taxes, capital grants, state sources and charges for services.

The District's fiscal year 2023 expenses totaled \$100,245,465 (See Table A-3). These expenses (93.6%) are predominantly related to instruction and general support (See Table A-6).

	<u>6/30/23</u>	<u>6/30/22</u>	<u>\$ Change</u>	<u>% Change</u>
Revenues				
Program revenues:				
Charges for services	\$ 1,925,121	\$ 1,381,778	\$ 543,343	39.3
Operating grants	4,132,033	4,064,439	67,594	1.7
Capital grants	732,050	-	732,050	100.0
General revenues:				
Real property taxes	57,861,038	56,643,889	1,217,149	2.1
Other real property tax items	4,699,883	4,780,309	(80,426)	(1.7)
Use of money and property	3,702,647	1,934,806	1,767,841	91.4
Sale of property and compensation for loss	83,355	17,917	65,438	365.2
State sources	27,426,854	26,817,721	609,133	2.3
Federal sources	164,432	166,954	(2,522)	(1.5)
Miscellaneous	929,194	777,891	151,303	19.5
Total revenues	<u>101,656,607</u>	<u>96,585,704</u>	<u>5,070,903</u>	5.3
Expenses				
General support	15,967,021	13,469,661	2,497,360	18.5
Instruction	77,911,634	64,631,205	13,280,429	20.6
Pupil transportation	3,914,322	3,702,881	211,441	5.7
Community services	125,812	103,867	21,945	21.1
Debt service - interest	1,116,061	900,548	215,513	23.9
School lunch program	1,210,615	1,159,820	50,795	4.4
Total expenses	<u>100,245,465</u>	<u>83,967,982</u>	<u>16,277,483</u>	19.4
Change in net position	1,411,142	12,617,722	(11,206,580)	88.8
Net position (deficit), beginning of year	<u>(100,197,656)</u>	<u>(112,815,378)</u>	<u>12,617,722</u>	11.2
Net position (deficit), end of year	<u>\$ (98,786,514)</u>	<u>\$ (100,197,656)</u>	<u>\$ 1,411,142</u>	1.4

**SAYVILLE UNION FREE SCHOOL DISTRICT
MANAGEMENT'S DISCUSSION AND ANALYSIS
AS OF AND FOR THE YEAR ENDED JUNE 30, 2023 (CONTINUED)**

Table A-4: Sources of Revenues for Fiscal Year 2023

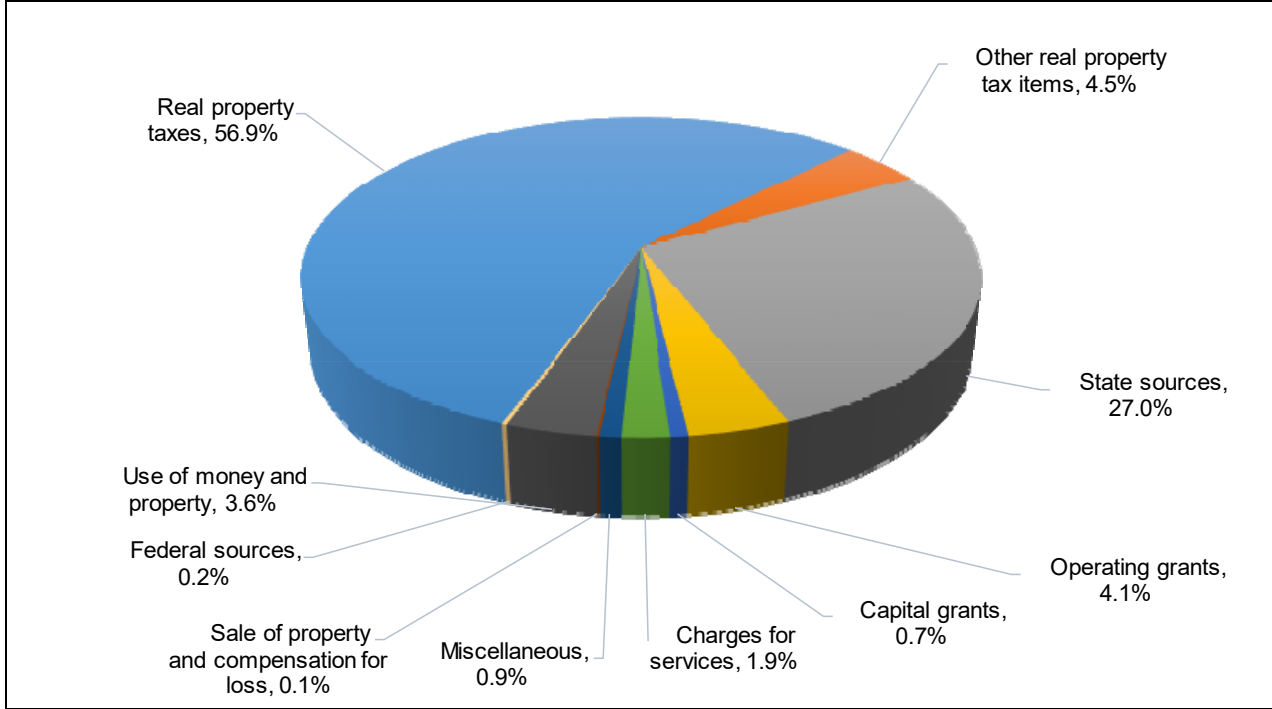
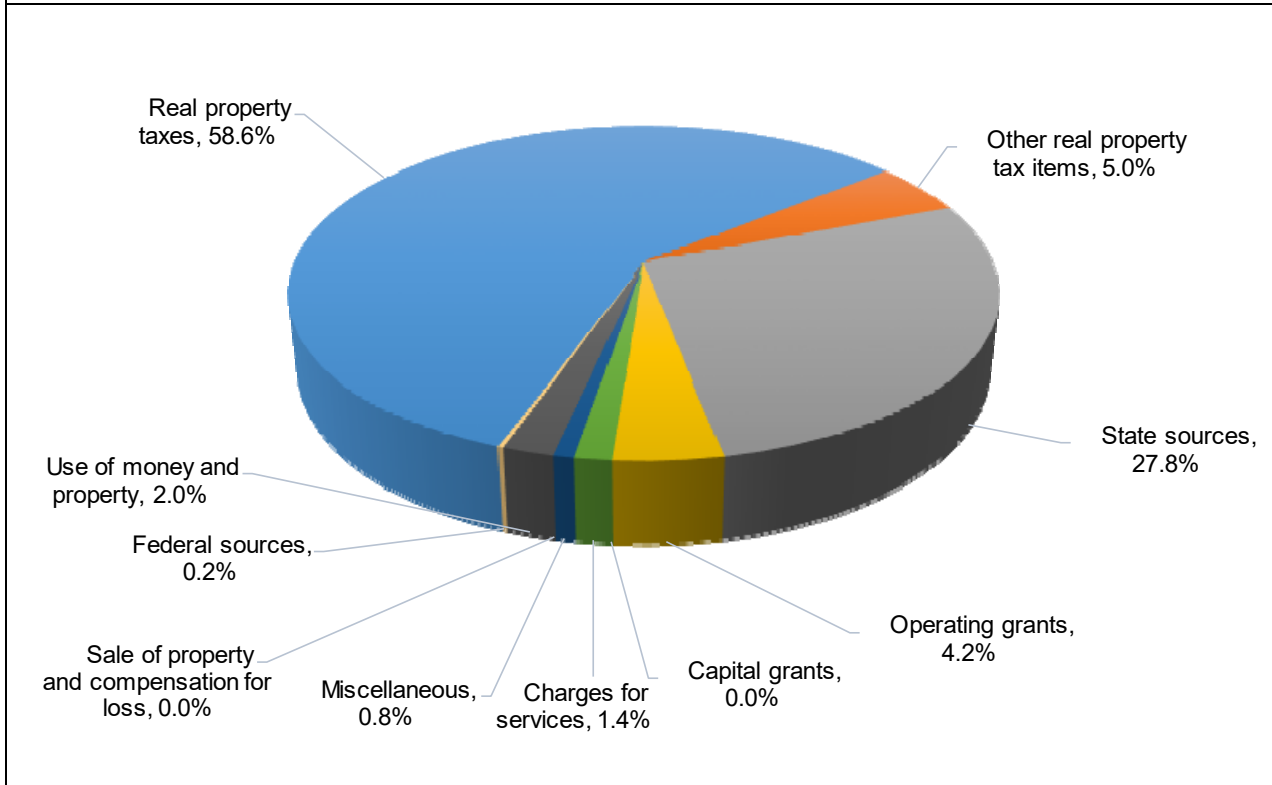


Table A-5: Sources of Revenues for Fiscal Year 2022



**SAYVILLE UNION FREE SCHOOL DISTRICT
MANAGEMENT'S DISCUSSION AND ANALYSIS
AS OF AND FOR THE YEAR ENDED JUNE 30, 2023 (CONTINUED)**

Table A-6: Sources of Expenses for Fiscal Year 2023

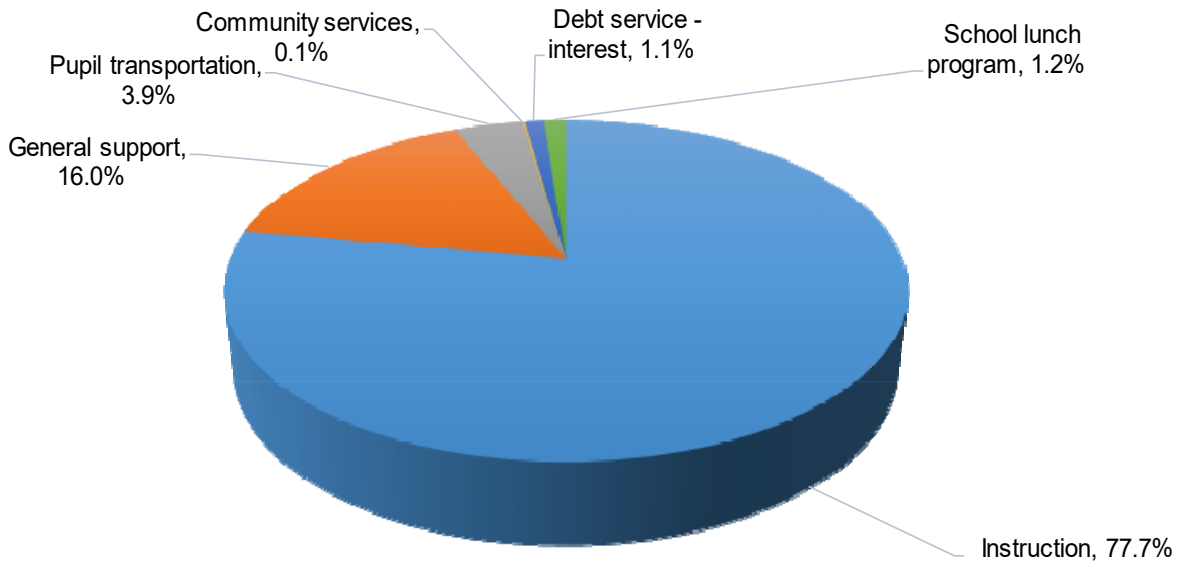
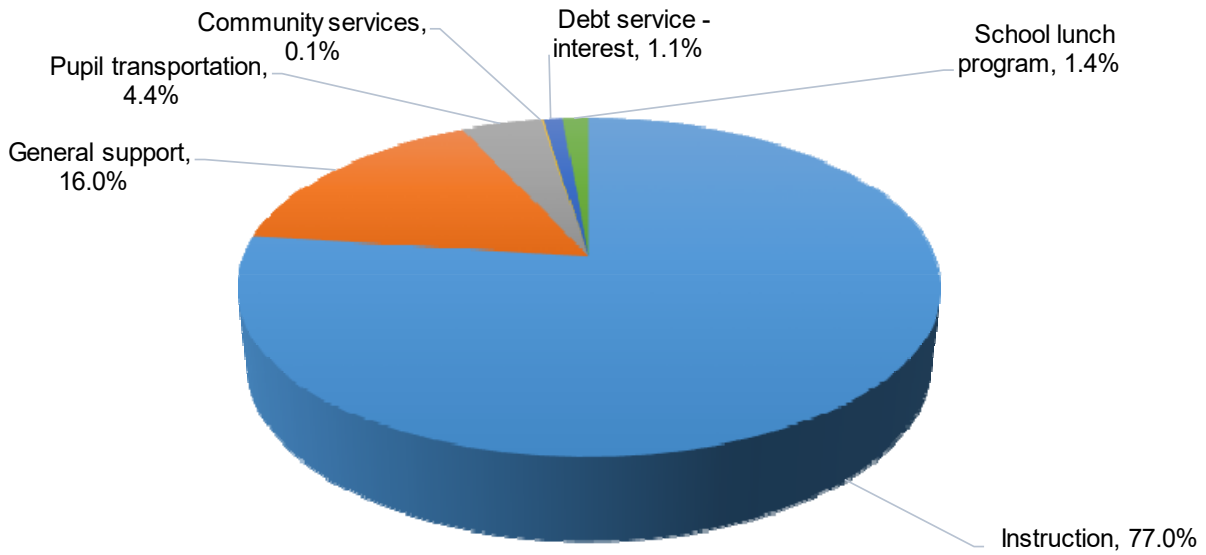


Table A-7: Sources of Expenses for Fiscal Year 2022



**SAYVILLE UNION FREE SCHOOL DISTRICT
MANAGEMENT'S DISCUSSION AND ANALYSIS
AS OF AND FOR THE YEAR ENDED JUNE 30, 2023 (CONTINUED)**

Governmental Activities

Revenues for the District's governmental activities totaled \$101,656,607 while total expenses equaled \$100,245,465. The overall sound financial condition of the District, as a whole, can be credited to:

- Continued leadership of the District's Board and Administration;
- The Community's continued approval and support of the District's annual budgets;
- Long-range fiscal strategies that have effectively utilized the District's available resources to provide for fiscal stability and tax rate stabilization;
- Favorable debt costs due to a high Moody's Investors Service rating;
- Continued funding of reserves to stabilize the impact of cost increases; and
- Strategic use of services from the Eastern Suffolk BOCES and other cooperative bidding alternatives.

The major changes in revenues and expenses are as follows:

Revenues:

- Real property taxes increased by \$1,217,149. This increase was within the tax cap and reflects a modest tax increase to residents that allows for the continued stabilization of the District's comprehensive educational program opportunities.
- Use of money and property increased by \$1,767,841 based on the increasing interest rates as a result of economy changes.
- Capital grants increased by \$732,050 based on an increase in state source grants for capital projects.

Expenses:

- Instruction related expenses increased by \$13,280,429 primarily due to increases related to other post-employment benefits and pension costs expenses related to the transition of the District's share of pension asset to a liability based on the current valuation.

FINANCIAL ANALYSIS OF THE DISTRICT'S FUNDS

Variances between years for the governmental fund financial statements are not the same as variances between years for the District-wide financial statements. The District's governmental funds are presented on the current financial resources measurement focus and the modified accrual basis of accounting. Based on this presentation, governmental funds do not include long-term liabilities for the funds' projects and capital assets purchased by the funds. Governmental funds will include the proceeds received from the issuance of debt, the current payments for capital assets, and the current payments for debt.

As of June 30, 2023, the District's combined governmental funds reported a total fund balance of \$32,121,192 which is an decrease of \$1,702,625 from the prior year.

**SAYVILLE UNION FREE SCHOOL DISTRICT
MANAGEMENT'S DISCUSSION AND ANALYSIS
AS OF AND FOR THE YEAR ENDED JUNE 30, 2023 (CONTINUED)**

Fund balances for the District's governmental funds for the past two years were distributed as follows:

Table A-8: Fund Balances - Governmental Funds

	<u>6/30/23</u>	<u>6/30/22</u>	<u>\$ Change</u>	<u>% Change</u>
General Fund				
Nonspendable:				
Leases	\$ 85,976	\$ 72,921	\$ 13,055	17.9
Restricted:				
Retirement Contributions	9,249,691	10,363,072	(1,113,381)	(10.7)
Workers' Compensation	1,445,191	1,770,191	(325,000)	(18.4)
Unemployment Insurance	1,658,350	1,667,912	(9,562)	(0.6)
Employee Benefit Accrued Liability	7,814,711	7,860,536	(45,825)	(0.6)
Bonded Debt	519,433	575,323	(55,890)	(9.7)
Capital Reserve	1,000,000	-	1,000,000	100.0
Assigned:				
Appropriated for subsequent year's expenditures	2,963,841	2,889,401	74,440	2.6
Encumbrances	3,224,711	1,873,389	1,351,322	72.1
Committed:				
Health Insurance	834,000	1,300,000	(466,000)	(35.8)
Unassigned	<u>2,868,558</u>	<u>3,875,990</u>	<u>(1,007,432)</u>	<u>(26.0)</u>
Total General Fund	<u>31,664,462</u>	<u>32,248,735</u>	<u>(584,273)</u>	<u>(1.8)</u>
School Lunch Fund				
Nonspendable:				
Inventory	46,737	38,624	8,113	21.0
Assigned:				
Food service program	<u>460,374</u>	<u>354,134</u>	<u>106,240</u>	<u>30.0</u>
Total School Lunch Fund	<u>507,111</u>	<u>392,758</u>	<u>114,353</u>	<u>29.1</u>
Other Miscellaneous Special Revenue Fund				
Restricted:				
Scholarships	708,334	698,162	10,172	1.5
Committed:				
Extraclassroom activity funds	239,698	198,806	40,892	20.6
Assigned:				
Student activities	<u>101,853</u>	<u>101,001</u>	<u>852</u>	<u>0.8</u>
Total Other Miscellaneous Special Revenue Fund	<u>1,049,885</u>	<u>997,969</u>	<u>51,916</u>	<u>5.2</u>
Capital Projects Fund				
Assigned:				
District improvements	-	184,355	(184,355)	(100.0)
Unassigned:				
	<u>(1,100,266)</u>	<u>-</u>	<u>(1,100,266)</u>	<u>(100.0)</u>
Total Capital Projects Fund	<u>(1,100,266)</u>	<u>184,355</u>	<u>(1,284,621)</u>	<u>(696.8)</u>
Total fund balance	<u>\$ 32,121,192</u>	<u>\$ 33,823,817</u>	<u>\$ (1,702,625)</u>	<u>(5.0)</u>

**SAYVILLE UNION FREE SCHOOL DISTRICT
MANAGEMENT'S DISCUSSION AND ANALYSIS
AS OF AND FOR THE YEAR ENDED JUNE 30, 2023 (CONTINUED)**

General Fund

The General Fund reported a decrease in fund balance of \$584,273 for fiscal 2023, as compared to a decrease of \$712,381 for fiscal 2022. Revenues increased \$3,630,380 mainly as a result higher interest return. Expenditures increased \$4,661,233 primarily as a result of instruction and employee benefits. As a result of expenditures being greater than revenues, the District reported an decrease in the change in fund balance.

General Fund Budgetary Highlights

As of June 30, 2023, the District's unassigned and committed fund balance was \$3,702,558 which was within the allowable 4% of the subsequent year's original budget \$102,048,891 as promulgated by New York State (see page 59). The following is a reconciliation of the General Fund's unassigned and committed fund balance for the year ended June 30, 2023:

Unassigned fund balance, beginning of year	\$ 5,175,990
Add:	
Prior-year encumbrances	1,873,389
Prior-year appropriated fund balance	2,889,401
Prior-year nonspendable fund balance	72,921
Board approved use of Retirement Contributions Reserve	2,150,000
Board approved use of Workers' Compensation Reserve	325,000
Board approved use of Unemployment Reserve	9,562
Board approved use of Bonded Debt Reserve	59,078
Board approved use of Employee Benefit Accrued Liability Reserve	421,358
Less:	
Current-year encumbrances	(3,224,711)
Current-year appropriated fund balance	(2,963,841)
Current-year nonspendable fund balance	(85,976)
Transfer to Retirement Contribution Reserves (including allocated interest)	(1,036,618)
Transfer to Capital Reserve	(1,000,000)
Transfer to Bonded Debt Reserves (including allocated interest)	(3,189)
Transfer to Employee Benefit Accrued Liability Reserve (including allocated interest)	(375,533)
Net change in fund balance	(584,273)
Unassigned and committed fund balance, end of year	\$ 3,702,558

**SAYVILLE UNION FREE SCHOOL DISTRICT
MANAGEMENT'S DISCUSSION AND ANALYSIS
AS OF AND FOR THE YEAR ENDED JUNE 30, 2023 (CONTINUED)**

CAPITAL ASSETS AND DEBT ADMINISTRATION

Capital Assets

By the end of 2023, the District had invested \$63,466,171 net of depreciation, in a broad range of capital assets, including land, school buildings, buildings and improvements, construction-in-progress, furniture, machinery, equipment and vehicles.

	<u>6/30/23</u>	<u>6/30/22</u>	<u>\$ Change</u>	<u>% Change</u>
Land	\$ 303,740	\$ 303,740	\$ -	-
Construction-in-progress	2,897,065	2,299,589	597,476	26.0
Buildings and building improvements	53,108,761	53,975,145	(866,384)	(1.6)
Machinery and equipment	2,276,942	2,205,446	71,496	3.2
Vehicles	167,866	163,549	4,317	2.6
Site improvements	3,423,407	3,656,402	(232,995)	(6.4)
Right-of-use assets	1,288,390	794,941	493,449	62.1
Totals	<u>\$ 63,466,171</u>	<u>\$ 63,398,812</u>	<u>\$ 67,359</u>	0.1

Long-Term Liabilities

At year-end, the District had \$192,839,224 in general obligation bonds and other long-term liabilities.

	<u>6/30/23</u>	<u>6/30/22</u>	<u>\$ Change</u>	<u>% Change</u>
Bonds payable, net	\$ 19,380,871	\$ 22,051,103	\$ (2,670,232)	(12.1)
Installment purchase debt payable	7,123,471	8,064,915	(941,444)	(11.7)
Lease liabilities	1,267,394	801,010	466,384	58.2
Other post-employment benefits	157,252,777	144,718,952	12,533,825	8.7
Compensated absences	7,814,711	7,860,536	(45,825)	(0.6)
Totals	<u>\$ 192,839,224</u>	<u>\$ 183,496,516</u>	<u>\$ 9,342,708</u>	5.1

FACTORS BEARING ON THE DISTRICT'S FUTURE

At the time these financial statements were prepared and audited, the District was aware of the following existing circumstances that could significantly affect its financial status in the future:

- New York State imposed a maximum tax levy increase of the lesser of 2% or the CPI for the fiscal year 2023-2024 budget, subject to certain exclusions. Based on the value of obligatory contractual increases and continued increases in the State's unfunded mandates, it is expected that reductions may be necessary. The District will continue to evaluate and consolidate services to maintain its high standards. If the downward economic trend continues, and State mandates and legal requirements continue to escalate, there will be an inevitable negative impact on District programs.
- The General Fund budget for the 2023-2024 school year was approved by the voters in the amount of \$102,048,891. This is an increase of 2.8% over the previous year's budget.

**SAYVILLE UNION FREE SCHOOL DISTRICT
MANAGEMENT'S DISCUSSION AND ANALYSIS
AS OF AND FOR THE YEAR ENDED JUNE 30, 2023 (CONTINUED)**

- The 2023-2024 budget is impacted by certain trends affecting school districts. These include increases in health insurance costs, retirement costs, workers' compensation judgments, and potential unemployment insurance claims, which are beyond the District's control.
- Continued fiscal burden for local school districts to fund additional Federal, State, and local unfunded mandates.

CONTACTING THE DISTRICT'S FINANCIAL MANAGEMENT

This financial report is designed to provide citizens, taxpayers, customers, investors and creditors with a general overview of the finances of the District and to demonstrate its accountability for the money it receives. If you have any questions about this report or need additional financial information, contact:

Sayville Union Free School District
Mrs. Rhonda L. Meserole, CPA
Assistant Superintendent for Business
99 Greeley Avenue
Sayville, New York 11782

**SAYVILLE UNION FREE SCHOOL DISTRICT
STATEMENT OF NET POSITION
JUNE 30, 2023**

ASSETS	
Unrestricted cash	\$ 19,680,499
Receivables:	
State and federal aid	3,701,156
Other	699,781
Leases receivable	2,421,538
Inventories	46,737
Restricted cash	22,395,710
Capital assets:	
Non-depreciable/amortized	3,200,805
Depreciable/amortizable, net of accumulated depreciation of \$80,235,076	60,265,366
Total assets	<u>112,411,592</u>
DEFERRED OUTFLOWS OF RESOURCES	
Deferred charges on bond refunding	273,721
Deferred outflows from pensions	26,826,539
Deferred outflows from OPEB	8,837,162
Total deferred outflows of resources	<u>35,937,422</u>
LIABILITIES	
Accounts payable	1,608,208
Accrued liabilities	984,612
Bond Anticipation Note payable	7,000,000
Due to other governments	20
Accrued interest payable	97,431
Due to teachers' retirement system	4,184,846
Due to employees' retirement system	357,584
Unearned revenue	57,591
Long-term liabilities, due within one year:	
Bonds payable, net	2,665,232
Energy performance contract payable	970,553
Lease liabilities	374,521
Compensated absences	295,806
Long-term liabilities, due after one year:	
Bonds payable, net	16,715,639
Energy performance contract payable	6,152,918
Lease liabilities	892,873
Compensated absences	7,814,711
Proportionate share of net pension liability - NYSTRS	10,952,955
Other postemployment benefits obligation	157,252,777
Total liabilities	<u>218,378,277</u>
DEFERRED INFLOWS OF RESOURCES	
Leases	2,335,562
Deferred inflows from pensions	2,352,363
Deferred inflows from OPEB	24,069,326
Total deferred inflows of resources	<u>28,757,251</u>
NET POSITION	
Net investment in capital assets	35,968,156
Restricted:	
Retirement Contributions	9,249,691
Workers' Compensation	1,445,191
Unemployment Insurance	1,658,350
Employee Benefit Accrued Liability	7,814,711
Bonded debt	519,433
Scholarships	708,334
Unrestricted (deficit)	<u>(156,150,380)</u>
Total net position (deficit)	<u>\$ (98,786,514)</u>

The accompanying notes to the basic financial statements are an
integral part of this statement.

**SAYVILLE UNION FREE SCHOOL DISTRICT
STATEMENT OF ACTIVITIES
FOR THE YEAR ENDED JUNE 30, 2023**

	Expenses	Program Revenues		Capital Grants	Net (Expense) Revenue and Changes in Net Position
		Charges for Services	Operating Grants		
Functions and programs:					
General support	\$ 15,967,021	\$ -	\$ -	\$ -	\$ (15,967,021)
Instruction	77,911,634	1,039,939	3,693,474	732,050	(72,446,171)
Pupil transportation	3,914,322	-	-	-	(3,914,322)
Community services	125,812	-	-	-	(125,812)
Debt service - interest	1,116,061	-	-	-	(1,116,061)
School lunch program	1,210,615	885,182	438,559	-	113,126
Total functions and programs	<u>\$ 100,245,465</u>	<u>\$ 1,925,121</u>	<u>\$ 4,132,033</u>	<u>\$ 732,050</u>	<u>(93,456,261)</u>
General revenues:					
Real property taxes					57,861,038
Other tax items					4,699,883
Use of money and property					3,702,647
Sale of property and compensation for loss					83,355
State sources					27,426,854
Federal sources					164,432
Miscellaneous					929,194
Total general revenues					<u>94,867,403</u>
Change in net position					1,411,142
Total net position, beginning of year					<u>(100,197,656)</u>
Total net position, end of year					<u>\$ (98,786,514)</u>

The accompanying notes to the basic financial statements are an integral part of this statement.

**SAYVILLE UNION FREE SCHOOL DISTRICT
BALANCE SHEET - GOVERNMENTAL FUNDS
JUNE 30, 2023**

	Major Funds					Total Governmental Funds
	General	Special Revenue			Capital Projects	
		Special Aid	School Lunch	Other Miscellaneous Special Revenue		
ASSETS						
Unrestricted cash	\$ 12,460,856	\$ 371,776	\$ 503,049	\$ 341,551	\$ 6,003,267	\$ 19,680,499
Receivables:						
State and federal aid	1,120,978	1,767,671	18,618	-	793,889	3,701,156
Due from other funds	2,463,427	-	-	-	-	2,463,427
Other	693,507	-	6,274	-	-	699,781
Leases receivable	2,421,538	-	-	-	-	2,421,538
Inventories	-	-	46,737	-	-	46,737
Restricted cash	21,687,376	-	-	708,334	-	22,395,710
Total assets	\$ 40,847,682	\$ 2,139,447	\$ 574,678	\$ 1,049,885	\$ 6,797,156	\$ 51,408,848
LIABILITIES						
Payables:						
Accounts payable	\$ 1,045,797	\$ 98,124	\$ -	\$ -	\$ 464,287	\$ 1,608,208
Accrued liabilities	941,545	10,845	32,222	-	-	984,612
Bond Anticipation Note payable	-	-	-	-	7,000,000	7,000,000
Due to other governments	-	-	20	-	-	20
Due to other funds	-	2,030,292	-	-	433,135	2,463,427
Due to teachers' retirement system	4,184,846	-	-	-	-	4,184,846
Due to employees' retirement system	357,584	-	-	-	-	357,584
Compensated absences	295,806	-	-	-	-	295,806
Unearned revenues	22,080	186	35,325	-	-	57,591
Total liabilities	6,847,658	2,139,447	67,567	-	7,897,422	16,952,094
DEFERRED INFLOWS OF RESOURCES						
Leases	2,335,562	-	-	-	-	2,335,562
Total deferred inflows of resources	2,335,562	-	-	-	-	2,335,562
FUND BALANCE						
Nonspendable	85,976	-	46,737	-	-	132,713
Restricted	21,687,376	-	-	708,334	-	22,395,710
Committed	834,000	-	-	239,698	-	1,073,698
Assigned	6,188,552	-	460,374	101,853	-	6,750,779
Unassigned	2,868,558	-	-	-	(1,100,266)	1,768,292
Total fund balance	31,664,462	-	507,111	1,049,885	(1,100,266)	32,121,192
Total liabilities and fund balance	\$ 40,847,682	\$ 2,139,447	\$ 574,678	\$ 1,049,885	\$ 6,797,156	\$ 51,408,848

The accompanying notes to the basic financial statements are an integral part of this statement.

**SAYVILLE UNION FREE SCHOOL DISTRICT
RECONCILIATION OF GOVERNMENTAL FUNDS BALANCE SHEET
TO THE STATEMENT OF NET POSITION
JUNE 30, 2023**

Total Fund Balance - Governmental Funds \$ 32,121,192

Amounts reported for governmental activities in the Statement of Net Position are different due to the following:

Capital assets less accumulated depreciation are included in the Statement of Net Position:

Capital assets:

Non-depreciable/amortizable	\$ 3,200,805	
Depreciable/amortizable	140,500,442	
Accumulated depreciation/amortization	<u>(80,235,076)</u>	63,466,171

Deferred charges on advance refunding of bonds are not reported on the Balance Sheet, but are reflected on the Statement of Net Position and amortized over the life of the related bonds. 273,721

Proportionate share of long-term asset and liability, and deferred outflows of resources and deferred inflows of resources associated with participation in the State retirement systems are not current financial resources or obligations and are not reported in the governmental funds:

Deferred outflows of resources - pension related	26,826,539	
Proportionate share of net pension liability	(10,952,955)	
Deferred inflows of resources - pension related	<u>(2,352,363)</u>	13,521,221

Total OPEB liability, deferred outflows of resources and deferred inflows of resources associated with the total OPEB liability are not current financial resources or obligations and are not reported in the fund financial statements.

Deferred inflows of resources - OPEB related	(24,069,326)	
Deferred outflows of resources - OPEB related	8,837,162	
Total OPEB liability	<u>(157,252,777)</u>	(172,484,941)

Long-term liabilities applicable to the District's governmental activities are not due and payable in the current period and accordingly are not reported in the fund financial statements. However, these liabilities are included in the Statement of Net Position:

Bonds payable, net	(19,380,871)	
Installment purchase debt payable	(7,123,471)	
Lease liabilities, net	(1,267,394)	
Compensated absences payable	<u>(7,814,711)</u>	(35,586,447)

Interest payable applicable to the District's activities are not due and payable in the current period and accordingly are not reported in the fund financial statements. However, these liabilities are included in the Statement of Net Position. (97,431)

Net Position - Governmental Activities \$ (98,786,514)

The accompanying notes to the basic financial statements are an integral part of this statement.

SAYVILLE UNION FREE SCHOOL DISTRICT
STATEMENT OF REVENUES, EXPENDITURES AND CHANGES IN FUND BALANCE - GOVERNMENTAL FUNDS
FOR THE YEAR ENDED JUNE 30, 2023

	Major Funds					Total Governmental Funds
	General	Special Revenue			Capital Projects	
		Special Aid	School Lunch	Other Miscellaneous Special Revenue		
REVENUES						
Real property taxes	\$ 57,861,038	\$ -	\$ -	\$ -	\$ -	\$ 57,861,038
Other real property tax items	4,699,883	-	-	-	-	4,699,883
Charges for services	1,039,939	-	-	-	-	1,039,939
Use of money and property	3,648,655	-	16,109	37,883	-	3,702,647
Sale of property and compensation for loss	83,355	-	-	-	-	83,355
State sources	27,426,854	705,659	11,375	-	732,050	28,875,938
Federal sources	164,432	2,987,815	427,184	-	-	3,579,431
Sales	-	-	885,182	-	-	885,182
Miscellaneous	347,048	4,500	19,527	552,119	-	923,194
Total revenues	<u>95,271,204</u>	<u>3,697,974</u>	<u>1,359,377</u>	<u>590,002</u>	<u>732,050</u>	<u>101,650,607</u>
EXPENDITURES						
Current -						
General support	12,665,498	-	-	-	-	12,665,498
Instruction	52,248,898	2,712,749	-	538,086	-	55,499,733
Pupil transportation	3,745,257	130,491	-	-	-	3,875,748
Community services	87,238	-	-	-	-	87,238
Employee benefits	22,588,638	156,200	85,617	-	-	22,830,455
Cost of sales	-	-	1,159,407	-	-	1,159,407
Capital outlay	-	-	-	-	3,016,671	3,016,671
Debt service -						
Principal	3,746,777	-	-	-	-	3,746,777
Interest	1,283,422	-	-	-	-	1,283,422
Total expenditures	<u>96,365,728</u>	<u>2,999,440</u>	<u>1,245,024</u>	<u>538,086</u>	<u>3,016,671</u>	<u>104,164,949</u>
Excess (deficiency) of revenues over (under) expenditures	<u>(1,094,524)</u>	<u>698,534</u>	<u>114,353</u>	<u>51,916</u>	<u>(2,284,621)</u>	<u>(2,514,342)</u>
OTHER FINANCING SOURCES (USES)						
Issuance of leases	811,717	-	-	-	-	811,717
Transfers in	820,328	121,794	-	-	1,000,000	1,942,122
Transfers out	(1,121,794)	(820,328)	-	-	-	(1,942,122)
Total other financing sources (uses)	<u>510,251</u>	<u>(698,534)</u>	<u>-</u>	<u>-</u>	<u>1,000,000</u>	<u>811,717</u>
Change in fund balance	(584,273)	-	114,353	51,916	(1,284,621)	(1,702,625)
Fund balance, beginning of year	<u>32,248,735</u>	<u>-</u>	<u>392,758</u>	<u>997,969</u>	<u>184,355</u>	<u>33,823,817</u>
Fund balance, end of year	<u>\$ 31,664,462</u>	<u>\$ -</u>	<u>\$ 507,111</u>	<u>\$ 1,049,885</u>	<u>\$ (1,100,266)</u>	<u>\$ 32,121,192</u>

The accompanying notes to the basic financial statements are an integral part of this statement.

**SAYVILLE UNION FREE SCHOOL DISTRICT
RECONCILIATION OF GOVERNMENTAL FUNDS STATEMENT OF REVENUES, EXPENDITURES
AND CHANGES IN FUND BALANCE TO THE STATEMENT OF ACTIVITIES
FOR THE YEAR ENDED JUNE 30, 2023**

Net Change in Fund Balance - Governmental Funds		\$ (1,702,625)
<p>Governmental funds report capital outlays as expenditures. However, in the Statement of Activities, the cost of those assets is allocated over their estimated useful lives and reported as depreciation expense. The amount by which depreciation exceeds capital outlay in the current period is:</p>		
Capital outlay, net	\$ 4,014,442	
Depreciation/amortization expense	<u>(3,947,083)</u>	67,359
<p>Amortization of bond premiums and deferred charges on bond refundings do not affect the governmental funds, but are recorded in the Statement of Activities.</p>		
Amortization of bond premiums	210,232	
Amortization of deferred charges	<u>(47,249)</u>	162,983
<p>The issuance of long-term debt provides current financial resources to governmental funds, while the repayment of the principal of long-term debt consumes the current financial resources of governmental funds. Neither transaction has any effect on net position.</p>		
Issuance of leases	(811,717)	
Repayment of bond principal	2,460,000	
Repayment of installment purchase debt payable	941,444	
Principal payments on lease liabilities	<u>345,333</u>	2,935,060
<p>Some expenses reported in the Statement of Activities do not require the use of current financial resources and, therefore, are not reported as expenditures in governmental funds:</p>		
Compensated absences payable	45,825	
Accrued interest costs	<u>4,378</u>	50,203
<p>Changes in the total OPEB liability, deferred outflows of resources and deferred inflows of resources reported in the Statement of Activities do not provide for or require the use of current financial resources and therefore are not reported as revenues or expenditures in the governmental funds.</p>		
Deferred outflows of resources from OPEB	4,873,210	
Total OPEB liability	(12,533,825)	
Deferred inflows of resources from OPEB	<u>10,037,735</u>	2,377,120
<p>Changes in the proportionate share of the collective pension expense of the State retirement plans reported in the Statement of Activities do not provide for or require the use of current financial resources and therefore are not reported as revenues or expenditures in the governmental funds.</p>		
Proportionate share of net pension liability	(50,165,379)	
Deferred outflows of resources from pensions	707,202	
Deferred inflows of resources from pensions	<u>46,979,219</u>	<u>(2,478,958)</u>
Change in Net Position - Governmental Activities		<u>\$ 1,411,142</u>

The accompanying notes to the basic financial statements are an integral part of this statement.

**SAYVILLE UNION FREE SCHOOL DISTRICT
STATEMENT OF FIDUCIARY NET POSITION - FIDUCIARY FUND
JUNE 30, 2023**

	Custodial
ASSETS	
Cash and cash equivalents	\$ -
NET POSITION	
Restricted for individuals, organizations and other governments	\$ -

**SAYVILLE UNION FREE SCHOOL DISTRICT
STATEMENT OF CHANGES IN FIDUCIARY NET POSITION - FIDUCIARY FUND
FOR THE YEAR ENDED JUNE 30, 2023**

	Custodial
ADDITIONS	
Real property taxes collected for the library	\$ 4,151,872
Real property taxes collected for Sayville Historical Society	54,000
Total	4,205,872
DEDUCTIONS	
Real property taxes collected for the library	4,151,872
Real property taxes collected for Sayville Historical Society	54,000
Total	4,205,872
Change in net position	-
Net position, beginning of year	-
New position, end of year	\$ -

The accompanying notes to the basic financial statements are an integral part of this statement.

**SAYVILLE UNION FREE SCHOOL DISTRICT
NOTES TO FINANCIAL STATEMENTS
AS OF AND FOR THE YEAR ENDED JUNE 30, 2023**

1. SUMMARY OF SIGNIFICANT ACCOUNTING POLICIES

The financial statements of the Sayville Union Free School District (the “District”) have been prepared in conformity with generally accepted accounting principles (“GAAP”) as applied to government units. Those principles are prescribed by the Governmental Accounting Standards Board (“GASB”), which is the accepted standard-setting body for establishing governmental accounting and financial reporting principles. Significant accounting principles and policies used by the District are described below:

A. Reporting entity

The District is governed by the laws of New York State. The District is an independent entity governed by an elected Board of Education consisting of seven members. The President of the Board serves as the chief fiscal officer and the Superintendent is the chief executive officer. The Board is responsible for, and controls all activities related to public school education within the District. Board members have authority to make decisions, power to appoint management and primary accountability for all fiscal matters.

The reporting entity of the District is upon criteria set forth by GASB. The financial reporting entity consists of the primary government, organizations for which the primary government is financially accountable and other organizations for which the nature and significance of their relationship with the primary government are such that exclusion would cause the reporting entity’s financial statements to be misleading or incomplete.

The accompanying financial statements present the activities of the District. The District is not a component unit of another reporting entity. The decision to include a potential component unit in the District’s reporting entity is based on several criteria including legal standing, fiscal dependency, and financial accountability. Based on such criteria the District has determined there are no component units to be included within their reporting entity.

B. Joint venture

The District is a component district in the Eastern Suffolk Board of Cooperative Educational Services (“BOCES”). A BOCES is a voluntary, cooperative association of school districts in a geographic area that shares planning, services and programs that provide educational and support activities. There is no authority or process by which a school district can terminate its status as a BOCES component.

BOCES are organized under §1950 of the New York State Education Law. A BOCES Board is considered a corporate body. Members of a BOCES Board are nominated and elected by their component member boards in accordance with provisions of §1950 of the New York State Education Law. All BOCES property is held by the BOCES Board as a corporation (§1950(6)). In addition, BOCES Boards also are considered municipal corporations to permit them to contract with other municipalities on a cooperative basis under §119-n(a) of the New York State General Municipal Law.

A BOCES’ budget is comprised of separate budgets for administrative, program and capital costs. Each component district’s share of administrative and capital cost is determined by resident public school district enrollment, as defined in the New York State Education Law, §1950(4)(b)(7). In addition, component districts pay tuition or a service fee for programs in which its students participate.

**SAYVILLE UNION FREE SCHOOL DISTRICT
NOTES TO FINANCIAL STATEMENTS
AS OF AND FOR THE YEAR ENDED JUNE 30, 2023 (CONTINUED)**

During the year, the District was billed \$5,602,170 for BOCES administrative and program costs.

The District's share of BOCES aid amounted to \$1,371,438.

Financial statements for the BOCES are available from the BOCES administrative office.

C. Basis of presentation

1. District-wide financial statements

The Statement of Net Position and the Statement of Activities present financial information about the District's governmental activities. These financial statements include the financial activities of the overall government in its entirety. Eliminations have been made to minimize the double counting of internal transactions. Governmental activities generally are financed through taxes, State aid, intergovernmental revenues, and other exchange and nonexchange transactions. Operating grants include operating-specific and discretionary (either operating or capital) grants, while the capital grants column reflects capital-specific grants.

The Statement of Activities presents a comparison between program expenses and revenues for each function of the District's governmental activities. Direct expenses are those that are specifically associated with and are clearly identifiable to a particular function. Indirect expenses, principally employee benefits and depreciation and amortization, are allocated to functional areas in proportion to the payroll expended for those areas. Program revenues include charges paid by the recipients of goods or services offered by the programs, and grants and contributions that are restricted to meeting the operational or capital requirements of a particular program. Revenues that are not classified as program revenues, including all taxes, are presented as general revenues.

2. Fund financial statements

The fund financial statements provide information about the District's funds. The emphasis of fund financial statements is on major governmental funds, each displayed in a separate column.

The District reports the following major governmental funds:

General Fund: This is the District's primary operating fund. It accounts for all financial transactions that are not required to be accounted for in another fund.

Special Revenue Funds: These funds account for the proceeds of specific revenue sources (other than major capital projects) that are legally restricted to expenditures for specified purposes. Special revenue funds include the following:

Special Aid Fund: Used to account for proceeds received from State and federal grants that are restricted for educational programs.

School Lunch Fund: Used to account for and report transactions of the school food service program.

**SAYVILLE UNION FREE SCHOOL DISTRICT
NOTES TO FINANCIAL STATEMENTS
AS OF AND FOR THE YEAR ENDED JUNE 30, 2023 (CONTINUED)**

Other Miscellaneous Special Revenue Fund: Used to account for the activities of student groups, extraclassroom activity funds and scholarships for students.

Capital Projects Funds: These funds are used to account for the financial resources used for acquisition, construction major repair of capital facilities, leasing and other capital assets.

D. Measurement focus and basis of accounting

Accounting and financial reporting treatment is determined by the applicable measurement focus and basis of accounting. Measurement focus indicates the type of resources being measured such as current financial resources or economic resources. The basis of accounting indicates the timing of transactions or events for recognition in the financial statements.

The District-wide financial statements are reported using the economic resources measurement focus and the accrual basis of accounting. Revenues are recorded when earned and expenses are recorded at the time liabilities are incurred, regardless of when the related cash transaction takes place. Nonexchange transactions, in which the District gives or receives value without directly receiving or giving equal value in exchange, include property taxes, State aid, grants and donations. On an accrual basis, revenue from property taxes is recognized in the fiscal year for which the taxes are levied. Revenue from grants and donations is recognized in the fiscal year in which all eligibility requirements have been satisfied.

The fund financial statements are reported using the current financial resources measurement focus and the modified accrual basis of accounting. Under this method, revenues are recognized when measurable and available. The District considers all revenues reported in the governmental funds to be available if the revenues are collected within 90 days after the end of the fiscal year, except for real property taxes, which are considered to be available if they are collected within 60 days after the end of the fiscal year.

Expenditures generally are recorded when a liability is incurred, as under accrual accounting. However, debt service principal and interest expenditures on general long-term debt, including lease liabilities, as well as expenditures related to compensated absences, claims and judgements and postemployment benefits are recognized later based on specific accounting rules applicable to each, generally when payment is due. General capital asset acquisitions, including entering into contracts giving the District the right to use leased assets, are reported as expenditures in governmental funds. Issuance of long-term debt and financing through leases are reported as other financing sources.

E. Property taxes

Real property taxes are levied annually by the Board of Education no later than November 1st, and become a lien on December 1st. Taxes are collected by the Town of Islip and remitted to the District. Uncollected real property taxes are subsequently enforced by Suffolk County.

**SAYVILLE UNION FREE SCHOOL DISTRICT
NOTES TO FINANCIAL STATEMENTS
AS OF AND FOR THE YEAR ENDED JUNE 30, 2023 (CONTINUED)**

F. Restricted resources

When an expense is incurred for purposes for which both restricted and unrestricted net position are available, the District's policy concerning which to apply first varies with the intended use, and with associated legal requirements, many of which are described elsewhere in these Notes.

G. Interfund transactions

The operations of the District include transactions between funds. These transactions may be temporary in nature, such as with interfund borrowings. The District typically loans resources between funds for the purpose of providing cash flow. These interfund receivables and payables are expected to be repaid within one year. Permanent transfers of funds include the transfer of expenditures and revenues to provide financing or other services.

Advances to/from other funds represent loans to other funds which are not expected to be repaid within the subsequent year. The advances are offset by nonspendable fund balance in the fund financial statements, which indicates that the funds are not "available" for appropriation and are not expendable available financial resources.

In the District-wide financial statements, the amounts reported on the Statement of Net Position for interfund receivables and payables represent amounts due between different fund types (governmental activities and fiduciary funds). Eliminations have been made for all interfund receivables and payables between the funds.

The governmental funds report all interfund transactions as originally recorded. Interfund receivables and payables may be netted on the accompanying governmental funds Balance Sheet when it is the District's practice to settle these amounts at a net balance based upon the right of legal offset.

Refer to Note 12 for a detailed disclosure by individual fund for interfund receivables, payables, expenditures and revenues activity.

H. Estimates

The preparation of financial statements in conformity with accounting principles generally accepted in the United States of America requires management to make estimates and assumptions that affect the reported amount of assets, deferred outflows of resources, liabilities, and deferred inflows of resources, and disclosure of contingent assets and liabilities at the date of the financial statements and the reported revenues and expenses during the reporting period. Actual results could differ from those estimates. Estimates and assumptions are made in a variety of areas, including computation of encumbrances, compensated absences, potential contingent liabilities, useful lives of long-lived assets, computation of the expected lease payments or receipts to present value, the proportionate share of net pension assets and liabilities, and the total OPEB liability.

**SAYVILLE UNION FREE SCHOOL DISTRICT
NOTES TO FINANCIAL STATEMENTS
AS OF AND FOR THE YEAR ENDED JUNE 30, 2023 (CONTINUED)**

I. Cash and cash equivalents

The District's cash and cash equivalents consist of cash on hand, demand deposits, and short-term investments with original maturities of three months or less from date of acquisition.

New York State law governs the District's investment policies. Resources must be deposited in Federal Deposit Insurance Corporation ("FDIC") insured commercial banks or trust companies located within the State. Permissible investments include obligations of the United States Treasury, United States Agencies, repurchase agreements and obligations of New York State or its localities.

Collateral is required for demand and time deposits and certificates of deposit not covered by FDIC insurance. Obligations that may be pledged as collateral are obligations of the United States and its agencies; obligations of the State and its municipalities and school districts and obligations issued by other than New York State rated in one of the three highest rating categories by at least one nationally recognized statistical rating organizations (if permitted by the District's policy).

J. Accounts receivable

Accounts receivable are shown gross, with uncollectible amounts recognized under the direct write-off method. No allowance for uncollectible accounts has been provided since it is believed that such allowance would not be material.

K. Lease receivable

The District's lease receivable is measured at the present value of the lease payments expected to be received during the lease term.

A deferred inflow of resources is recorded for the lease. The deferred inflow of resources is recorded at the initiation of the lease in the amount equal to the initial recording of the lease receivable. The deferred inflow of resources is amortized on a straight-line basis over the term of the lease.

L. Inventories and prepaid items

Inventories of food in the School Lunch Fund are recorded at cost on a first-in, first-out basis, or in the case of surplus food, at stated value which approximates market. Purchases of inventorable items in other funds are recorded as expenditures at the time of purchase, and are considered immaterial in amount.

Prepaid items represent payments made by the District for which benefits extend beyond year-end. These payments to vendors reflect costs applicable to future accounting periods and may be recorded as prepaid items in both the District-wide and fund financial statements. These items are reported as assets on the Statement of Net Position or Balance Sheet using the consumption method. A current asset for the prepaid amounts is recorded at the time of purchase and an expense/expenditure is reported in the year the goods or services are consumed.

A portion of the fund balance in the amount of these non-liquid assets (inventories and prepaid items) has been identified as not available for other subsequent expenditures (nonspendable).

**SAYVILLE UNION FREE SCHOOL DISTRICT
NOTES TO FINANCIAL STATEMENTS
AS OF AND FOR THE YEAR ENDED JUNE 30, 2023 (CONTINUED)**

M. Other assets/restricted assets

Certain proceeds from serial bonds and bond anticipation notes, as well as resources set aside for their repayment are classified as restricted assets in the District-wide financial statements as their use is limited by applicable bond covenants.

In the District-wide financial statements, bond discounts and premiums, and any prepaid bond issuance costs are deferred and amortized over the life of the debt issue. Bond issuance costs are recognized as an expense in the period incurred.

N. Capital assets

Capital assets are reported at actual cost for acquisitions subsequent to June 30, 1975. For assets acquired prior to June 30, 1975, estimated historical costs, based on appraisals conducted by independent third-party professionals were used. Donated assets are reported at estimated fair market value at the time received. Land and construction-in-progress are not depreciated. Capitalization thresholds (the dollar value above which asset acquisitions are added to the capital asset accounts), depreciation methods, and estimated useful lives of capital assets reported in the District-wide financial statements are as follows:

	<u>Capitalization Threshold</u>	<u>Depreciation Method</u>	<u>Estimated Useful Life</u>
Buildings and building improvements	\$ 1,000	Straight-line	15-50 years
Site improvements	\$ 1,000	Straight-line	20 years
Equipment and vehicles	\$ 1,000	Straight-line	5-20 years

O. Right-to-use assets

The District has recorded right-to-use lease assets as a result of implementing GASB Statement No. 87. The right-to-use assets are initially measured at an amount equal to the initial measurement of the related lease liability plus any lease payments made prior to the lease term and ancillary charges necessary to place the lease into service, less lease incentives. The right-to-use assets is amortized on a straight-line basis over the life of the related lease. Right-to-use lease assets are included in capital assets on the Statement of Net Position.

P. Deferred outflows of resources

In addition to assets, the Statement of Net Position or Balance Sheet will sometimes report a separate section for deferred outflows of resources. This separate financial statement element, deferred outflows of resources, represents a consumption of net assets that applies to a future period and so will not be recognized as an outflow of resources (expense/expenditure) until then. The District may have four items that qualify for reporting in this category. First is the deferred charge on refunding reported in the Statement of Net Position. A deferred charge on refunding results from the difference in the carrying value of refunded debt and its reacquisition price. This amount is deferred and amortized over the shorter of the life of the refunded or refunding debt. The second item is related to pensions reported in the Statement of Net Position. This represents the effect of the net change in the District's proportion of the collective net pension asset or liability and difference during the measurement period between the District's contributions and its proportion share of total contributions to the pension systems not included in pension expense. The third item is the District contributions to the pension systems (NYSTRS and NYSERS Systems) and OPEB subsequent to the measurement date. The fourth item relates to OPEB reporting in the Statement of Net Position. This represents the effect of the net change in the actual and expected experience.

**SAYVILLE UNION FREE SCHOOL DISTRICT
NOTES TO FINANCIAL STATEMENTS
AS OF AND FOR THE YEAR ENDED JUNE 30, 2023 (CONTINUED)**

Q. Deferred inflows of resources

In addition to liabilities, the Statement of Net Position or Balance Sheet will sometimes report a separate section for deferred inflows of resources. This separate financial statement element, deferred inflows of resources, represents an acquisition of net position or fund balance that applies to a future period(s) and so will not be recognized as an inflow of resources (revenue) until that time. The District may have five items that qualify for reporting in this category. The first arises only under a modified accrual basis of accounting and is reported as unavailable revenue - property taxes. The second item is related to pensions reported in the Statement of Net Position. This represents the effect of the net change in the District's proportion of the collective net pension asset or liability (NYSTRS and NYSERS System) and difference during the measurement periods between the District's contributions and its proportion share of total contributions to the pension systems not included in pension expense. The third item is revenues from grants received that have met all other eligibility requirements except those related to time restrictions. The fourth item is related to OPEB reported in the Statement of Net Position. This represents the effect of the net changes of assumptions or other inputs. The fifth item is related to leases which are recorded at the initiation of the lease in an amount equal to the initial recording of the lease receivable and are amortized on a straight-line basis over the term of the lease.

R. Unearned revenue

The District reports unearned revenues on its Statement of Net Position and its Balance Sheet. On the Statement of Net Position, unearned revenue arises when resources are received by the District before it has legal claim to them, as when grant monies are received prior to incurrence of qualifying expenditures. In subsequent periods, when the District has legal claim to resources, the liability for unearned revenue is removed and revenue is recognized.

S. Vested employee benefits - compensated absences

Select District employees are granted vacation in varying amounts, based primarily on length of service and service position. Some earned benefits may be forfeited if not taken within varying time periods.

Sick leave eligibility and accumulation is specified in negotiated labor contracts, and in individual employment contracts. Sick leave use is based on last-in first-out (LIFO) basis.

Upon retirement, resignation or death, employees may receive a payment based on unused accumulated sick leave, based on contractual provisions.

Consistent with GASB Pronouncements, the liability has been calculated using the vesting/termination method and an accrual for that liability is included in the financial statements. The compensated absences liability is calculated based on the pay rates in effect at year-end.

In the fund financial statements only, the amount of matured liabilities is accrued within the General Fund based upon expendable and available financial resources. These amounts are expensed on a pay-as-you go basis.

T. Other benefits

Eligible District employees participate in the New York State and Local Employees' Retirement System and the New York State Teachers' Retirement System.

**SAYVILLE UNION FREE SCHOOL DISTRICT
NOTES TO FINANCIAL STATEMENTS
AS OF AND FOR THE YEAR ENDED JUNE 30, 2023 (CONTINUED)**

In addition to providing pension benefits, the District provides post-employment health insurance coverage and survivor benefits to retired employees and their survivors in accordance with the provisions of various employment contracts in effect at the time of retirement. Substantially all of the District's employees may become eligible for these benefits if they reach normal retirement age while working for the District. Health care benefits are provided through plans whose premiums are based on the benefits paid during the year. The cost of providing post-retirement benefits is shared between the District and the retired employee. The District recognizes the cost of providing health insurance by recording its share of insurance premiums as an expenditure.

U. Short-term debt

The District may issue Revenue Anticipation Notes ("RAN") and Tax Anticipation Notes ("TAN"), in anticipation of the receipt of revenues. These notes are recorded as a liability of the fund that will actually receive the proceeds from the issuance of the notes. The RAN's and TAN's represent a liability that will be extinguished by the use of expendable, available resources of the fund.

The District may issue budget notes up to an amount not to exceed 5% of the amount of the annual budget during any fiscal year for expenditures for which there is an insufficient or no provision made in the annual budget. The budget note must be repaid no later than the close of the second fiscal year succeeding the year in which the note was issued.

The District may issue Bond Anticipation Notes ("BAN"), in anticipation of proceeds from the subsequent sale of bonds. These notes are recorded as current liabilities of the funds that will actually receive the proceeds from the issuance of bonds. State law requires that BAN's issued for capital purposes to be converted to long-term financing within seven years after the original issue date. The District may issue deficiency notes up to an amount not to exceed 5% of the amount of that same year's annual budget in any fund or funds arising from revenues being less than the amount estimated in the budget for that fiscal year. The deficiency notes may mature no later than the close of the fiscal year following the fiscal year in which they were issued. However, they may mature no later than the close of the second fiscal year after the fiscal year in which they were issued, if the notes were authorized and issued after the adoption of the budget for the fiscal year following the year in which they were issued.

V. Accrued liabilities and long-term obligations

Payables, accrued liabilities and long-term obligations are reported in the District-wide financial statements. In the governmental funds, payables and accrued liabilities are paid in a timely manner and in full from current financial resources. Claims and judgments, other postemployment benefits payable and compensated absences that will be paid from governmental funds, are reported as a liability in the fund financial statements only to the extent they are due for payment in the current year. Bonds and other long-term obligations that will be paid from governmental funds are recognized as a liability in the fund financial statements when due.

Long-term obligations represent the District's future obligations or future economic outflows. The liabilities are reported as due in one year or due within more than one year in the Statement of Net Position.

**SAYVILLE UNION FREE SCHOOL DISTRICT
NOTES TO FINANCIAL STATEMENTS
AS OF AND FOR THE YEAR ENDED JUNE 30, 2023 (CONTINUED)**

W. Leases payable

The District is a lessee for a noncancellable leases for equipment. The District recognizes a lease liability and an intangible right-to-use lease asset in the District-wide financial statements.

At the commencement of the lease, the District initially measures the lease liability at the present value of payments expected to be made during the lease term. Subsequently, the lease liability is reduced by the principal portion of lease payments made. The lease asset is initially measured at the initial amount of the lease liability, adjusted for lease payments made at or before the lease commencement date, plus certain initial direct costs. Subsequently, the lease asset is amortized on a straight-line basis over its useful life.

Key estimates and judgements related to leases include how the District determines (1) the discount rate it uses to discount the expected lease payments to present value (2) lease term, and (3) lease payments.

1. The District uses the interest rate charged by the lessor at the discount rate. When the interest rate charged by the lessor is not provided, the District generally uses its estimated incremental borrowing rate as the discount rate for leases.
2. The lease term includes the noncancellable period of the lease. Lease payments included in the measurement of the lease liability are composed of fixed payments and purchase option price that the District is reasonable certain to exercise.

The District monitors changes in circumstances that would require a remeasurement of its lease and will remeasure the lease asset and liability if certain changes occur that are expected to significantly affect the amount of the lease liability.

Right-to-use lease assets are reported with other capital assets and lease liabilities are reported with long-term debt on the Statement of Net Position.

X. Equity classifications

District-wide financial statements

In the District-wide financial statements there are three classes of net position:

1. Net investment in capital assets: Consists of capital assets (cost less accumulated depreciation) reduced by outstanding balances of related debt obligations from the acquisition, construction or improvements of those assets.
2. Restricted net position: Reports net position when constraints placed on the assets or deferred outflows of resources are either externally imposed by creditors (such as through debt covenants), grantors, contributors, or laws or regulations of other governments; or imposed by law through constitutional provisions or enabling legislation.
3. Unrestricted net position: Reports the balance of net position that does not meet the definition of the above two classifications and is deemed to be available for general use by the District.

**SAYVILLE UNION FREE SCHOOL DISTRICT
NOTES TO FINANCIAL STATEMENTS
AS OF AND FOR THE YEAR ENDED JUNE 30, 2023 (CONTINUED)**

Fund financial statements

In the fund financial statements there are five classifications of fund balance:

1. Nonspendable - Includes amounts that cannot be spent because they are either not in spendable form or legally or contractually required to be maintained intact. Nonspendable fund balance includes the difference between the lease receivable and deferred inflows of resources for leases of \$85,976 and the inventory recorded in the School Lunch Fund of \$46,737.
2. Restricted - Includes amounts with constraints placed on the use of resources either externally imposed by creditors, grantors, contributors, or laws or regulations of other governments; or imposed by law through constitutional provisions or enabling legislation. The District has established the following restricted fund balances:

Workers' Compensation

According to General Municipal Law §6-j, must be used to pay for compensation benefits and other expenses authorized by Article 2 of the Workers' Compensation Law, and for payment of expenses of administering this self-insurance program. The reserve may be established by Board action, and is funded by budgetary appropriations and such other funds as may be legally appropriated. Within sixty days after the end of any fiscal year, excess amounts may either be transferred to another reserve or the excess applied to the appropriations of the next succeeding fiscal year's budget.

Unemployment Insurance

According to General Municipal Law §6-m, must be used to pay the cost of reimbursement to the State Unemployment Insurance Fund for payments made to claimants where the employer has elected to use the benefit reimbursement method. The reserve may be established by Board action and is funded by budgetary appropriations and such other funds as may be legally appropriated. Within sixty days after the end of any fiscal year, excess amounts may either be transferred to another reserve or the excess applied to the appropriations of the next succeeding fiscal year's budget. If the District elects to convert to the tax (contribution) basis, excess resources in the fund over the sum sufficient to pay pending claims may be transferred to any other reserve fund.

Retirement Contributions

According to General Municipal Law §6-r, must be used for financing retirement contributions. The reserve must be accounted for separate and apart from all other funds and a detailed report of the operation and condition of the fund must be provided to the Board. The sub-fund for contributions to the New York State Teachers' Retirement System is included in this reserve, but is separately administered and complies with all existing provisions of General Municipal Law §6-r.

**SAYVILLE UNION FREE SCHOOL DISTRICT
NOTES TO FINANCIAL STATEMENTS
AS OF AND FOR THE YEAR ENDED JUNE 30, 2023 (CONTINUED)**

Employee Benefit Accrued Liability

According to General Municipal Law §6-p, must be used for the payment of accrued employee benefit due an employee upon termination of the employee's service. This reserve may be established by a majority vote of the Board, and is funded by budgetary appropriations and such other reserves and funds that may be legally appropriated.

Bonded debt

Unspent long-term bond proceeds are recorded as restricted fund balance because they are subject to external constraints contained in the debt agreement.

Capital Reserve

The Capital Reserve is used to pay the cost of any object or purpose for which bonds may be issued. The creation of a capital reserve fund requires authorization by a majority of the people at any special or annual meeting. Such authorization is further required for payments from the capital reserve. The form of the required legal notice for the vote on establishing and funding the reserve and the form of the proposition to be placed on the ballot are set forth in Section 3651 of Education Law.

3. Committed - Includes amounts that can only be used for the specific purposes pursuant to constraints imposed by formal action of the District's highest level of decision making authority, i.e., the Board of Education.
4. Assigned - Includes amounts that are constrained by the District's intent to be used for specific purposes, but are neither restricted nor committed. The purpose of the constraint must be narrower than the purpose of the General Fund, and in funds other than the General Fund, assigned fund balance represents the residual amount of fund balance. Assigned fund balance also includes an amount appropriated to partially fund the subsequent year's budget, as well as encumbrances not classified as restricted at the end of the fiscal year.
5. Unassigned - Includes all other General Fund fund balance that does not meet the definition of the above four classifications and is deemed to be available for general use by the District and could report a surplus or deficit. In funds other than the General Fund, the unassigned classification is used to report a deficit fund balance resulting from overspending for specific purposes for which amounts have been restricted or assigned.

**SAYVILLE UNION FREE SCHOOL DISTRICT
NOTES TO FINANCIAL STATEMENTS
AS OF AND FOR THE YEAR ENDED JUNE 30, 2023 (CONTINUED)**

Fund balances for all governmental funds as of June 30, 2023 were distributed as follows:

	General	School Lunch	Other Miscellaneous Special Revenue	Capital Projects	Total Governmental Funds
Nonspendable:					
Inventory	\$ -	\$ 46,737	\$ -	\$ -	\$ 46,737
Leases	85,976	-	-	-	85,976
Total nonspendable	85,976	46,737	-	-	132,713
Restricted:					
Retirement Contributions	9,249,691	-	-	-	9,249,691
Workers' Compensation	1,445,191	-	-	-	1,445,191
Unemployment Insurance	1,658,350	-	-	-	1,658,350
Employee Benefit Accrued Liability	7,814,711	-	-	-	7,814,711
Bonded Debt	519,433	-	-	-	519,433
Capital Reserve	1,000,000	-	-	-	1,000,000
Scholarships	-	-	708,334	-	708,334
Total restricted	21,687,376	-	708,334	-	22,395,710
Committed:					
Health Insurance	834,000	-	-	-	834,000
Extracurricular activity funds	-	-	239,698	-	239,698
Total committed:	834,000	-	239,698	-	1,073,698
Assigned:					
Appropriated for subsequent year's expenditures	2,963,841	-	-	-	2,963,841
Encumbrances	3,224,711	-	-	-	3,224,711
Student activities	-	-	101,853	-	101,853
Food service program	-	460,374	-	-	460,374
Total assigned	6,188,552	460,374	101,853	-	6,750,779
Unassigned	2,868,558	-	-	(1,100,266)	1,768,292
Total	<u>\$ 31,664,462</u>	<u>\$ 507,111</u>	<u>\$ 1,049,885</u>	<u>\$ (1,100,266)</u>	<u>\$ 32,121,192</u>

NYS Real Property Tax Law §1318 limits the amount of unexpended surplus funds a school district can retain to no more than 4% of the school district's budget for the General Fund for the ensuing fiscal year. Nonspendable and restricted fund balance of the General Fund are excluded from the 4% limitation. Amounts appropriated for the subsequent year, encumbrances and amounts reserved for insurance recoveries are also excluded from the 4% limitation. Committed fund balance of the General Fund is included in the 4% limitation.

Order of use of fund balance

The District's policy is to apply expenditures against nonspendable fund balance, restricted fund balance, committed fund balance, assigned fund balance and unassigned fund balance at the end of the fiscal year. For all funds, nonspendable fund balances are determined first and then restricted fund balances for specific purposes are determined. Any remaining fund balance amounts for funds other than the General Fund are classified as assigned fund balance. In the General Fund, committed fund balance is determined next and then assigned. The remaining amounts are reported as unassigned. Assignments of fund balance cannot cause a negative unassigned fund balance.

**SAYVILLE UNION FREE SCHOOL DISTRICT
NOTES TO FINANCIAL STATEMENTS
AS OF AND FOR THE YEAR ENDED JUNE 30, 2023 (CONTINUED)**

Sometimes the District will fund outlays for a particular purpose from both restricted (i.e. restricted bond or grant proceeds) and unrestricted resources. In order to calculate the amounts to report as restricted net position and unrestricted net position in the District-wide financial statements, a flow assumption must be made about the order in which the resources are considered to be applied. It is the District's policy to consider restricted net position to have been depleted before unrestricted net position is applied.

2. EXPLANATION OF CERTAIN DIFFERENCES BETWEEN FUND FINANCIAL STATEMENTS AND DISTRICT-WIDE FINANCIAL STATEMENTS

Due to the differences in the measurement focus and basis of accounting used in the fund financial statements and the District-wide financial statements, certain financial transactions are treated differently. The basic financial statements contain a full reconciliation of these items. The differences result primarily from the economic focus of the District-wide financial statements, compared with the current financial resources focus of the governmental funds.

A. Total fund balances of governmental funds vs. net position of governmental activities

Total fund balances of the District's governmental funds differ from "net position" of governmental activities reported in the Statement of Net Position. This difference primarily results from the long-term economic focus of the Statement of Net Position versus the solely current financial resources focus of the governmental funds Balance Sheet, as applied to the reporting of capital assets and long-term liabilities, including pensions.

B. Statement of Revenues, Expenditures and Changes in Fund Balance vs. Statement of Activities

Differences between the Statement of Revenues, Expenditures and Changes in Fund Balance and the Statement of Activities fall into one of four broad categories. The categories are shown below:

1. Long-term revenue/expense differences

Long-term revenue differences arise because governmental funds report revenues only when they are considered "available", whereas the Statement of Activities reports revenues when earned. Differences in long-term expenses arise because governmental funds report on a modified accrual basis, whereas the accrual basis of accounting is used on the Statement of Activities.

2. Capital related differences

Capital related differences include the difference between proceeds from the sale of capital assets reported on fund financial statements and the gain or loss on the sale of assets as reported on the Statement of Activities, and the difference between recording an expenditure for the purchase of capital items in the fund financial statements and depreciation expense on those items as recorded in the Statement of Activities.

3. Long-term debt transaction differences

Long-term debt transaction differences occur because both interest and principal payments are recorded as expenditures in the fund financial statements, whereas interest payments are recorded in the Statement of Activities as incurred, and principal payments are recorded as a reduction of liabilities in the Statement of Net Position.

**SAYVILLE UNION FREE SCHOOL DISTRICT
NOTES TO FINANCIAL STATEMENTS
AS OF AND FOR THE YEAR ENDED JUNE 30, 2023 (CONTINUED)**

4. Pension and Other Postemployment Benefits differences

Pension differences occur as a result of recognizing pension costs using the current financial resources measurement focus and the modified accrual basis of accounting, whereby an expenditure is recognized based on the contractually required contribution as calculated by the plan, versus the economic resources measurement focus and the accrual basis of accounting, whereby an expense is recognized related to the District's proportionate share of the collective pension expense of the plan.

Other postemployment benefit differences occur as a result of recognizing OPEB costs using the current financial resources measurement focus and the modified accrual basis of accounting whereby an expenditure is recognized for health insurance premiums and other postemployment benefit costs as they mature (come due for payment), versus the economic resources measurement focus and the accrual basis of accounting, whereby an expense is recognized related to the future cost of benefits in retirement over the term of employment.

3. **CHANGE IN ACCOUNTING PRINCIPLE**

Effective for the 2023 fiscal year, the District implemented GASB Statement No. 96, *Subscription-Based Information Technology Arrangements*. GASB Statement No. 96 provides guidance for identifying certain subscription-based assets and liabilities that were previously classified as expenditures and recognized as inflows or outflows of resources based on payment provisions of the contract. While this statement has been implemented, the District does not have any material arrangements that require financial statement adjustments or disclosure.

4. **STEWARDSHIP, COMPLIANCE AND ACCOUNTABILITY**

Budgets

The District administration prepares a proposed budget for approval by the Board of Education for the following governmental funds for which legal (appropriated) budgets are adopted:

The voters of the District approved the proposed appropriation budget for the General Fund.

Appropriations are adopted at the program line item level. Appropriations established by the adoption of the budget constitute a limitation on expenditures (and encumbrances) that may be incurred. Appropriations lapse at the end of the fiscal year unless expended or encumbered. Encumbrances will lapse if not expended in the subsequent year. Appropriations authorized for the current year are increased by the planned use of specific reserves, and budget amendments are approved by the Board of Education as a result of selected new revenue sources not included in the original budget (when permitted by law). These supplemental appropriations may occur subject to legal restrictions, if the Board approves them because of a need that exists which was not determined at the time the budget was adopted.

Budgets are adopted annually on a basis consistent with GAAP. Appropriations authorized for the year are increased by the amount of encumbrances carried forward from the prior year. The General Fund is the only fund with a legally approved budget for the year ended June 30, 2023.

Budgets are established and used for the individual Capital Projects Fund expenditures as approved by a special referendum of the District's voters. The maximum project amount authorized is based primarily upon the cost of the project, plus any requirements for external borrowings, not annual appropriations. These budgets do not lapse and are carried over to subsequent fiscal years until the completion of the projects.

**SAYVILLE UNION FREE SCHOOL DISTRICT
NOTES TO FINANCIAL STATEMENTS
AS OF AND FOR THE YEAR ENDED JUNE 30, 2023 (CONTINUED)**

The portion of the District's School Lunch Fund fund balance subject to federal regulations 7CFR Part 210.14(b) limit exceeded the amount allowable, which is three months average expenditure level. This is the direct effect of the USDA National School Lunch Program SSO waiver which provided all students free school meals through June 30, 2022. As a result, the District received reimbursements from NYSED for all student meals in 21-22. Actions the District plans to pursue to address this issue include purchasing several new pieces of kitchen equipment and making substantial improvements to the school kitchen serving lines in the upcoming year.

At June 30, 2023, the capital projects fund, a major fund, has a deficit fund balance of \$1,100,266. It is unusual for a capital projects fund, especially one that finances capital projects mainly by borrowings, to report a deficit. The reason for the deficit in this case is that the District issued a bond anticipation note ("BAN"), which do not qualify for treatment as a long-term liability. Accordingly, the BAN is reported as a fund liability in the capital projects fund balance sheet (rather than an inflow on the statement of revenues, expenditures, and changes in fund balances). When the cash from the BAN is spent, expenditures are reported and fund balance is reduced. Because the BAN is the main source of resources for the fund, the result is an overall fund deficit. This deficit will be eliminated as resources are obtained (e.g., from revenues, long-term debt issuances, and transfers in) to make the scheduled debt service principal and interest payments on the BAN.

Encumbrances

Encumbrance accounting is used for budget control and monitoring purposes and is reported as a part of the governmental funds. Under this method, purchase orders, contracts and other commitments for the expenditure of monies are recorded to reserve applicable appropriations. Outstanding encumbrances as of year-end are presented as restrictions or assignments of fund balance and do not represent expenditures or liabilities. These commitments will be honored in the subsequent period. Related expenditures are recognized at that time, as the liability is incurred or the commitment is paid.

5. CASH AND CASH EQUIVALENTS - CUSTODIAL CREDIT, CONCENTRATION OF CREDIT, AND INTEREST RATE RISKS

The District's aggregate bank balances, including balances not covered by depository insurance at year-end, are collateralized as follows:

Collateralized with securities held by the pledging financial institution, or its trust department or agent, but not in the District's name	\$ 41,861,996
---	---------------

Restricted cash represents cash and cash equivalents where use is limited by legal requirements. These assets represent amounts required by statute to be reserved for various purposes. Restricted cash as of year-end includes \$22,395,710 within the governmental funds.

Investment and deposit policy

The District follows an investment and deposit policy, the overall objective of which is to adequately safeguard the principal amount of funds invested or deposited; conformance with federal, State and other legal requirements; and provide sufficient liquidity of invested funds in order to meet obligations as they become due. Oversight of investment activity is the responsibility of the Business Official of the District.

**SAYVILLE UNION FREE SCHOOL DISTRICT
NOTES TO FINANCIAL STATEMENTS
AS OF AND FOR THE YEAR ENDED JUNE 30, 2023 (CONTINUED)**

Interest rate risk

Interest rate risk is the risk that the fair value of investments will be affected by changing interest rates. The District's investment policy does not limit investment maturities as a means of managing its exposure to fair value losses arising from increasing interest rates.

Credit risk

The District's policy is to minimize the risk of loss due to failure of an issuer or other counterparty to an investment to fulfill its obligations. The District's investment and deposit policy authorizes the reporting entity to purchase the following types of investments:

- Interest bearing demand accounts
- Certificates of deposit
- Obligations of the United States Treasury and United States agencies
- Obligations of New York State and its localities

Custodial credit risk

Custodial credit risk is the risk that in the event of a failure of a depository financial institution, the reporting entity may not recover its deposits. In accordance with the District's investment and deposit policy, all deposits of the District including interest bearing demand accounts and certificates of deposit, in excess of the amount insured under the provisions of the Federal Deposit Insurance Act (FDIC) shall be secured by a pledge of securities with an aggregate value equal to 100% of the aggregate amount of deposits. The District restricts the securities to the following eligible items:

- Obligations issued, fully insured or guaranteed as to the payment of principal and interest, by the United States Treasury and United States agencies
- Obligations issued or fully insured or guaranteed by New York State and its localities
- Obligations issued by other than New York State in one of the three highest rating categories by at least one nationally recognized statistical rating organization.

6. RECEIVABLES

A. State and federal aid

State and federal aid receivables at June 30, 2023 consisted of the following:

General Fund:

Excess cost aid	\$ 503,830
BOCES aid	617,148

Special Aid Fund:

State and federal grants	1,767,671
--------------------------	-----------

School Lunch Fund:

School lunch reimbursement	18,618
----------------------------	--------

Capital Projects Fund:

State and federal grants	<u>793,889</u>
--------------------------	----------------

	<u><u>\$ 3,701,156</u></u>
--	----------------------------

District management has deemed the amounts to be fully collectible.

**SAYVILLE UNION FREE SCHOOL DISTRICT
NOTES TO FINANCIAL STATEMENTS
AS OF AND FOR THE YEAR ENDED JUNE 30, 2023 (CONTINUED)**

7. LEASE RECEIVABLE

The District entered into an agreement to lease Greene Avenue Elementary School Building and adjacent grounds to Eastern Suffolk BOCES. Under the agreement, the District receives 12 monthly installments for each fiscal year. The annual rent will increase by the property tax cap's most recent allowable growth factor as set forth in Education Law Section 2023-a, i.e., the lesser of 2% or the allowable growth factor effective for the fiscal year for which said rent will be calculated. If this lease is extended by BOCES in accordance with its terms, the annual rent shall continue to be determined on this same basis through July 31, 2043. As of July 1, 2021, the implementation date of GASB Statement No. 87, Leases, the present value of the lease receivable and the corresponding deferred inflows of resources, measured using an implicit interest rate of 2.16% were \$3,103,417. During the year ended June 30, 2023, the District recognized lease revenue and lease interest in the amounts of \$383,928 and \$56,468, respectively.

8. CAPITAL ASSETS

Capital asset balances and activity for the year ended June 30, 2023 were as follows:

	Beginning Balance	Additions	Reductions/ Reclassifications	Ending Balance
Governmental activities:				
Capital assets not depreciated:				
Land	\$ 303,740	\$ -	\$ -	\$ 303,740
Construction-in-progress	2,299,589	3,016,671	(2,419,195)	2,897,065
Total nondepreciable assets	<u>2,603,329</u>	<u>3,016,671</u>	<u>(2,419,195)</u>	<u>3,200,805</u>
Capital assets that are depreciated:				
Buildings and building improvements	124,071,886	-	2,419,195	126,491,081
Machinery and equipment	5,886,651	381,770	(202,545)	6,065,876
Vehicles	838,387	39,994	(3,000)	875,381
Site improvements	5,247,215	-	-	5,247,215
Right-to-use lease assets	1,039,337	811,717	(30,165)	1,820,889
Total depreciable assets	<u>137,083,476</u>	<u>1,233,481</u>	<u>2,183,485</u>	<u>140,500,442</u>
Less accumulated depreciation:				
Buildings and building improvements	70,096,741	3,285,579	-	73,382,320
Machinery and equipment	3,681,205	310,274	(202,545)	3,788,934
Vehicles	674,838	35,677	(3,000)	707,515
Site improvements	1,590,813	232,995	-	1,823,808
Right-to-use lease assets	244,396	318,268	(30,165)	532,499
Total accumulated depreciation	<u>76,287,993</u>	<u>4,182,793</u>	<u>(235,710)</u>	<u>80,235,076</u>
Total capital assets, net	<u>\$ 63,398,812</u>	<u>\$ 67,359</u>	<u>\$ -</u>	<u>\$ 63,466,171</u>

**SAYVILLE UNION FREE SCHOOL DISTRICT
NOTES TO FINANCIAL STATEMENTS
AS OF AND FOR THE YEAR ENDED JUNE 30, 2023 (CONTINUED)**

Depreciation expense was charged to governmental functions as follows:

General support	\$ 282,189
Instruction	3,892,455
School lunch	8,149
	<u>8,149</u>
	<u>\$ 4,182,793</u>

9. SHORT-TERM DEBT

Transactions in short-term debt for the year are summarized below:

	Beginning Balance	Issued	Redeemed	Ending Balance
TAN matured on 6/23/23 at 5.00%	\$ -	\$ 14,250,000	\$ 14,250,000	\$ -
BAN matured on 5/6/24 at 5.00%	-	7,000,000	-	7,000,000
	<u>\$ -</u>	<u>\$ 21,250,000</u>	<u>\$ 14,250,000</u>	<u>\$ 7,000,000</u>

Interest on short-term debt for the year was \$334,558.

10. LONG-TERM LIABILITIES

Long-term liability balances and activity for the year are summarized below:

	Beginning Balance	Additions	Reductions	Ending Balance	Amounts Due Within One Year
Governmental activities:					
Bonds payable	\$ 20,480,000	\$ -	\$ 2,460,000	\$ 18,020,000	\$ 2,455,000
Bond premium	1,571,103	-	210,232	1,360,871	210,232
Bonds payable, net	22,051,103	-	2,670,232	19,380,871	2,665,232
Energy performance contract debt payable	8,064,915	-	941,444	7,123,471	970,553
Lease liabilities	801,010	811,717	345,333	1,267,394	374,521
Other post-employment benefits	144,718,952	17,441,771	4,907,946	157,252,777	-
Compensated absences	7,860,536	-	45,825	7,814,711	295,806
Total long-term liabilities	<u>\$ 183,496,516</u>	<u>\$ 18,253,488</u>	<u>\$ 8,910,780</u>	<u>\$ 192,839,224</u>	<u>\$ 4,306,112</u>

Additions and deletions to compensated absences are shown net since it is impracticable to determine these amounts separately. The General Fund is typically used to liquidate the liabilities above.

**SAYVILLE UNION FREE SCHOOL DISTRICT
NOTES TO FINANCIAL STATEMENTS
AS OF AND FOR THE YEAR ENDED JUNE 30, 2023 (CONTINUED)**

The following is a summary of the maturity of long-term indebtedness:

Description of Issue	Issue Date	Final Maturity	Interest Rate	Outstanding at 6/30/2023
Serial bonds - refunding	2015	2025	3.00%	\$ 275,000
Serial bonds - refunding	2016	2028	4.00%	3,520,000
Serial bonds - refunding	2016	2029	4.00%	3,300,000
Serial bonds	2017	2032	2.00 - 3.00%	8,475,000
Serial bonds	2018	2033	3.00 - 3.25%	<u>2,450,000</u>
				<u>\$ 18,020,000</u>
Energy performance contract	2011	2026	3.24%	\$ 2,094,892
Energy performance contract	2019	2034	2.82%	<u>5,028,579</u>
				<u>\$ 7,123,471</u>

Year Ended <u>June 30,</u>	Serial Bonds		Energy Performance Contracts		Total
	Principal	Interest	Principal	Interest	
2024	\$ 2,455,000	\$ 610,675	\$ 970,553	\$ 202,291	\$ 4,238,519
2025	2,580,000	524,825	1,000,606	172,279	4,277,710
2026	2,460,000	434,525	1,031,511	141,333	4,067,369
2027	2,450,000	347,875	744,443	109,427	3,651,745
2028	2,445,000	261,625	442,782	92,115	3,241,522
2029-2033	5,630,000	433,638	2,409,821	264,661	8,738,120
2034	-	-	523,755	11,104	534,859
	<u>\$ 18,020,000</u>	<u>\$ 2,613,163</u>	<u>\$ 7,123,471</u>	<u>\$ 993,210</u>	<u>\$ 28,749,844</u>

Interest on long-term debt for the year was comprised of:

Interest paid	\$ 948,864
Less interest accrued in the prior year	(101,809)
Plus amortization of deferred charges	47,249
Less amortization of bond premium	(210,232)
Plus interest accrued in the current year	<u>97,431</u>
Total interest expense	<u>\$ 781,503</u>

**SAYVILLE UNION FREE SCHOOL DISTRICT
NOTES TO FINANCIAL STATEMENTS
AS OF AND FOR THE YEAR ENDED JUNE 30, 2023 (CONTINUED)**

In the District-wide financial statements, the District is amortizing deferred charges on the advance refunding and a refunding bond premium relating to bond issuance as a component of interest expense on a weighted average basis as follows:

Year Ended June 30,	Deferred Premium	Deferred Charge	Net Decrease in Interest Expense
2024	\$ 210,232	\$ (47,249)	\$ 162,983
2025	210,232	(47,248)	162,984
2026	201,826	(44,806)	157,020
2027	201,826	(44,806)	157,020
2028	201,826	(44,806)	157,020
2029 - 2033	334,925	(44,806)	290,119
Total	<u>\$ 1,360,867</u>	<u>\$ (273,721)</u>	<u>\$ 1,087,146</u>

Lease liabilities

The District has entered into agreements to lease certain equipment. The Lease agreements qualify as other than short-term leases under GASB Statement No. 87 and therefore, have been recorded at the present value of the future minimum lease payments as of their commencement date.

The first agreement was executed on July 1, 2021, to lease an equipment and requires 29 monthly payments of \$4,033. There are no variable payment components of the lease. The lease liability is measured at a discount rate of 3.25%, which was the District's borrowing rate at the inception of the lease agreement. As a result of the lease, the District has recorded a right-to-use asset with a net book value of \$19,316 as June 30, 2023.

The second agreement was executed on July 1, 2021, to lease an equipment and requires 18 monthly payments of \$1,718. There are no variable payment components of the lease. The lease liability is measured at a discount rate of 2.74%, which was the District's borrowing rate at the inception of the lease agreement. As a result of the lease, the District has recorded a right-to-use asset with a net book value of \$6,107 as June 30, 2023.

The third agreement was executed on July 1, 2021, to lease an equipment and requires 41 monthly payments of \$4,228. There are no variable payment components of the lease. The lease liability is measured at a discount rate of 2.46%, which was the District's borrowing rate at the inception of the lease agreement. As a result of the lease, the District has recorded a right-to-use asset with a net book value of \$68,737 as June 30, 2023.

The fourth agreement was executed on July 1, 2021, to lease an equipment and requires 53 monthly payments of \$7,062. There are no variable payment components of the lease. The lease liability is measured at a discount rate of 1.40%, which was the District's borrowing rate at the inception of the lease agreement. As a result of the lease, the District has recorded a right-to-use asset with a net book value of \$198,260 as June 30, 2023.

The fifth agreement was executed on July 1, 2021, to lease an equipment and requires 29 monthly payments of \$1,279. There are no variable payment components of the lease. The lease liability is measured at a discount rate of 3.47%, which was the District's borrowing rate at the inception of the lease agreement. This lease terminated during the fiscal year ending June 30, 2023.

**SAYVILLE UNION FREE SCHOOL DISTRICT
NOTES TO FINANCIAL STATEMENTS
AS OF AND FOR THE YEAR ENDED JUNE 30, 2023 (CONTINUED)**

The sixth agreement was executed on July 1, 2021, to lease a copier machine and requires 44 monthly payments of \$6. There are no variable payment components of the lease. The lease liability is measured at a discount rate of 2.16%, which was the District's borrowing rate at the inception of the lease agreement. As a result of the lease, the District has recorded a right-to-use asset with a net book value of \$4,829 as June 30, 2023.

The seventh agreement was executed on January 1, 2022, to lease an equipment and requires 65 monthly payments of \$5,219. There are no variable payment components of the lease. The lease liability is measured at a discount rate of 1.92%, which was the District's borrowing rate at the inception of the lease agreement. As a result of the lease, the District has recorded a right-to-use asset with a net book value of \$233,538 as June 30, 2023.

The eighth agreement was executed on March 24, 2023, to lease an equipment and requires 60 monthly payments of \$9,353. There are no variable payment components of the lease. The lease liability is measured at a discount rate of 4.61%, which was the District's borrowing rate at the inception of the lease agreement. As a result of the lease, the District has recorded a right-to-use asset with a net book value of \$469,714 as of June 30, 2023.

The ninth agreement was executed on March 24, 2023, to lease an equipment and requires 60 monthly payments of \$5,733. There are no variable payment components of the lease. The lease liability is measured at a discount rate of 4.61%, which was the District's borrowing rate at the inception of the lease agreement. As a result of the lease, the District has recorded a right-to-use asset with a net book value of \$287,889 as of June 30, 2023.

The future minimum lease obligations and the net present value of the minimum lease payments as of June 30, 2023, were as follows:

<u>Year Ended June 30,</u>	<u>Principal</u>	<u>Interest</u>	<u>Total</u>
2024	\$ 374,521	\$ 40,903	\$ 415,424
2025	329,084	29,762	358,846
2026	270,791	19,691	290,482
2027	204,536	10,431	214,967
2028	88,462	2,059	90,521
	<u>\$ 1,267,394</u>	<u>\$ 102,846</u>	<u>\$ 1,370,240</u>

11. PENSION PLANS

General information

The District participates in the New York State Teachers' Retirement System ("NYSTRS") and the New York State and Local Employees' Retirement System ("NYSERS"). These are cost-sharing, multiple employer public employee retirement systems. The Systems offer a wide range of plans and benefits, which are related to years of service and final average salary, vesting of retirement benefits, death, and disability.

**SAYVILLE UNION FREE SCHOOL DISTRICT
NOTES TO FINANCIAL STATEMENTS
AS OF AND FOR THE YEAR ENDED JUNE 30, 2023 (CONTINUED)**

Provisions and administration

A 10-member Board of Trustees of the New York State Teachers' Retirement Board administers NYSTRS. NYSTRS provides benefits to plan members and beneficiaries as authorized by the Education Law and the New York State Retirement and Social Security Law ("NYSRSSL"). Membership is mandatory and automatic for all full-time teachers, teaching assistants, guidance counselors and administrators employed in New York Public Schools and BOCES who elected to participate in NYSTRS. Once a public employer elects to participate in the System, the election is irrevocable. The New York State Constitution provides that pension membership is a contractual relationship and plan benefits cannot be diminished or impaired. Benefits can be changed for future members only by enactment of a State statute. NYSTRS issues a publicly available financial report that contains financial statements and required supplementary information. The report may be obtained by writing to NYSTRS, 10 Corporate Woods Drive, Albany, New York 12211-2395 or by referring to the NYSTRS Annual Comprehensive Financial report, which can be found on the System's website at www.nystrs.org.

NYSERS provides retirement benefits as well as death and disability benefits. The net position of the System is held in the New York State Common Retirement Fund (the "Fund"), which was established to hold all net assets and record changes in plan net position allocated to the System. The Comptroller of the State of New York serves as the trustee of the Fund and is the administrative head of the System. NYSRSSL governs obligations of employers and employees to contribute, and benefits to employees. Once a public employer elects to participate in the System, the election is irrevocable. The New York State Constitution provides that pension membership is a contractual relationship and plan benefits cannot be diminished or impaired. Benefits can be changed for future members only by enactment of a State statute. The District also participates in the Public Employees' Group Life Insurance Plan ("GLIP"), which provides death benefits in the form of life insurance. The System is included in the State's financial report as a pension trust fund. NYSERS issues a publicly available financial report that includes financial statements and required supplementary information. That report may be obtained by writing to NYSERS, Office of the State Comptroller, 110 State Street, Albany, New York 12244 or by referring to the ERS Annual Comprehensive Financial Report, which can be found at www.osc.state.ny.us/retire/publications/index.php.

Funding policies

The Systems are noncontributory except for employees who joined after July 27, 1976, who contribute 3% of their salary for the first ten years of membership, and employees who joined on or after January 1, 2010 who generally contribute 3.0% to 3.5% of their salary for their entire length of service. In addition, employee contribution rates under NYSERS Tier VI vary between 3% to 6% based on a sliding salary scale. For NYSTRS, contribution rates are established annually by the New York State Teachers' Retirement Board pursuant to Article 11 of the Education Law. For NYSERS, the Comptroller annually certifies the actuarially determined rates expressly used in computing the employers' contributions for the NYSERS' fiscal year ended March 31.

**SAYVILLE UNION FREE SCHOOL DISTRICT
NOTES TO FINANCIAL STATEMENTS
AS OF AND FOR THE YEAR ENDED JUNE 30, 2023 (CONTINUED)**

The District share of the required contributions, based on covered payroll for the current year and two preceding years were equal to 100% of the contributions required. The contributions shown below are based upon the measurement date of the respective plans, and were as follows:

Year	NYSERS	NYSTRS
2023	\$ 1,215,660	\$ 3,689,486
2022	1,533,817	3,444,538
2021	1,519,399	3,134,585

Pension assets, liabilities, pension expense, deferred outflows of resources and deferred inflows of resources related to pensions

At June 30, 2023, the District reported the following asset for its proportionate share of the net pension asset for each of the Systems. The net pension liability was measured as of June 30, 2022 for NYSTRS and March 31, 2023 for NYSERS. The total pension liability used to calculate the net pension liability was determined by an actuarial valuation. The District's proportion of the net pension liability was based on a projection of the District's long-term share of contributions to the Systems relative to the projected contributions of all participating members, actuarially determined. This information was provided by the NYSTRS and NYSERS Systems in reports provided to the District:

	NYSERS	NYSTRS
Measurement date	March 31, 2023	June 30, 2022
Net pension liability	\$ 6,875,000	\$ 4,077,955
District's portion of the Plan's total net pension liability	0.03206%	0.21252%

**SAYVILLE UNION FREE SCHOOL DISTRICT
NOTES TO FINANCIAL STATEMENTS
AS OF AND FOR THE YEAR ENDED JUNE 30, 2023 (CONTINUED)**

For the year ended June 30, 2023, the District recognized pension expense of \$2,598,549 for NYSERS and pension income of \$5,163,980 for NYSTRS. At June 30, 2023, the District reported deferred outflows of resources and deferred inflows of resources related to pensions from the following sources:

	Deferred Outflows of Resources - NYSERS	Deferred Outflows of Resources - NYSTRS	Deferred Inflows of Resources - NYSERS	Deferred Inflows of Resources - NYSTRS
Difference between expected experience and actual experience	\$ 732,241	\$ 4,273,181	\$ 193,076	\$ 81,715
Changes of assumptions	3,338,943	7,910,543	36,902	1,642,716
Net difference between projected and actual earnings on pension plan investments	-	5,269,105	40,390	-
Changes in proportion and differences between the District's contributions and proportionate share of contributions	615,642	144,454	154,998	202,566
Employer contributions subsequent to the measurement date	357,584	4,184,846	-	-
Total	<u>\$ 5,044,410</u>	<u>\$ 21,782,129</u>	<u>\$ 425,366</u>	<u>\$ 1,926,997</u>

District contributions subsequent to the measurement date will be recognized as a reduction of the net pension liability in the year ended June 30, 2024. Other amounts reported as deferred outflows of resources and deferred inflows of resources related to pensions will be recognized in pension expense as follows:

<u>Year ended June 30,</u>	<u>NYSERS</u>	<u>NYSTRS</u>
2024	\$ 1,056,444	\$ 3,037,930
2025	(225,518)	1,571,479
2026	1,487,695	(685,505)
2027	1,942,839	10,364,778
2028	-	1,317,031
Thereafter	-	64,573

**SAYVILLE UNION FREE SCHOOL DISTRICT
NOTES TO FINANCIAL STATEMENTS
AS OF AND FOR THE YEAR ENDED JUNE 30, 2023 (CONTINUED)**

Actuarial assumptions

The total pension asset as of the measurement date was determined by using an actuarial valuation as noted in the table below, with update procedures used to roll forward the total pension asset to the measurement date. The actuarial valuations used the following actuarial assumptions:

	<u>NYSERS</u>	<u>NYSTRS</u>
Measurement date	March 31, 2023	June 30, 2022
Actuarial valuation date	April 1, 2022	June 30, 2021
Interest rate	5.90%	6.95%
Salary scale	4.40%	*Rates of increase differ based on service
Decrement tables	April 1, 2015 to April 1, 2020 System's Experience	July 1, 2015 to June 30, 2020 System's Experience
Inflation rate	2.90%	2.40%

*The salary scale used for NYSTRS changes based upon levels of service as defined below:

<u>Service</u>	<u>Rate</u>
5	5.18%
15	3.64%
25	2.50%
35	1.95%

For NYSTRS, annuitant mortality rates are based on July 1, 2015 - June 30, 2020 System's experience with adjustments for mortality improvements based on the Society of Actuaries' Scale MP-2021. For NYSERS, annuitant mortality rates are based on April 1, 2015 - March 31, 2020 System's experience with adjustments for mortality improvements based on the Society of Actuaries' Scale MP-2021.

For NYSTRS, the actuarial assumptions used in the June 30, 2021 valuation are based on the results of an actuarial experience study for the period July 1, 2015 - June 30, 2020. For NYSERS, the actuarial assumptions used in the April 1, 2022 valuation are based on the results of an actuarial experience study for the period April 1, 2015 - March 31, 2020.

The long-term rate of return on pension plan investments was determined using a building block method in which best estimate ranges of expected future real rates of return (expected returns net of investment expense and inflation) are developed for each major asset class. These ranges are combined to produce the long term expected rate of return by weighting the expected future real rates of return by each the target asset allocation percentage and by adding expected inflation. Best estimates of the arithmetic real rates of return for each major asset class included in the target asset allocation are summarized below:

**SAYVILLE UNION FREE SCHOOL DISTRICT
NOTES TO FINANCIAL STATEMENTS
AS OF AND FOR THE YEAR ENDED JUNE 30, 2023 (CONTINUED)**

	<u>NYSERS</u>		<u>NYSTRS</u>	
	<u>Target allocation</u>	<u>Long-term rate</u>	<u>Target allocation</u>	<u>Long-term rate</u>
Measurement date	March 31, 2023	March 31, 2023	June 30, 2022	June 30, 2022
Asset type				
Cash	1.00%	0.00%	1.00%	(0.30%)
Credit	4.00%	5.43%	-	-
Domestic equity	32.00%	4.30%	33.00%	6.50%
Fixed income	23.00%	1.50%	16.00%	1.10%
Global equity	-	-	4.00%	6.90%
Global fixed income	-	-	2.00%	0.60%
High-yield fixed income	-	-	1.00%	3.30%
International equity	15.00%	6.85%	16.00%	7.20%
Opportunistic portfolio	3.00%	5.38%	-	-
Private debt	-	-	2.00%	5.30%
Private equity	10.00%	7.50%	8.00%	9.90%
Real assets	3.00%	5.84%	-	-
Real estate debt	-	-	6.00%	2.40%
Real estate equities	9.00%	4.60%	11.00%	6.20%
	<u>100.00%</u>		<u>100.00%</u>	

Discount rate

The discount rate used to calculate the total pension asset was 5.90% for NYSERS and 6.95% for NYSTRS. The projection of cash flows used to determine the discount rate assumes that contributions from plan members will be made at the current contribution rates and that contributions from employers will be made at statutorily required rates, actuarially. Based upon the assumptions, the Systems' fiduciary net position was projected to be available to make all projected future benefit payments of current plan members. Therefore, the long term expected rate of return on pension plan investments was applied to all periods of projected benefit payments to determine the total pension asset.

Sensitivity of the proportionate share of the net pension asset/(liability) to the discount rate assumption

The following presents the District's proportionate share of the net pension asset calculated using the discount rate of 5.90% for NYSERS and 6.95% for NYSTRS, as well as what the District's proportionate share of the net pension asset would be if it were calculated using a discount rate that is 1 percentage point lower (4.90% for NYSERS and 5.95% for NYSTRS) or 1 percentage point higher (6.90% for NYSERS and 7.95% for NYSTRS) than the current rate:

**SAYVILLE UNION FREE SCHOOL DISTRICT
NOTES TO FINANCIAL STATEMENTS
AS OF AND FOR THE YEAR ENDED JUNE 30, 2023 (CONTINUED)**

<u>NYSERS</u>	<u>1% Decrease (4.90%)</u>	<u>Current assumption (5.90%)</u>	<u>1% Increase (6.90%)</u>
Employer's proportionate share of the net pension asset/(liability)	\$ (16,613,925)	\$ (6,875,000)	\$ 1,263,006

<u>NYSTRS</u>	<u>1% Decrease (5.95%)</u>	<u>Current assumption (6.95%)</u>	<u>1% Increase (7.95%)</u>
Employer's proportionate share of the net pension asset/(liability)	\$ (37,600,656)	\$ (4,077,955)	\$ 24,114,417

Pension plan fiduciary net position

The components of the current-year net pension asset of the employers as of the respective valuation dates, were as follows:

	(Dollars in Thousands)		
	<u>NYSERS</u>	<u>NYSTRS</u>	<u>Total</u>
Measurement date	March 31, 2023	June 30, 2022	
Employers' total pension liability	\$ 232,627,259	\$ 133,883,474	\$ 366,510,733
Plan net position	<u>211,183,223</u>	<u>131,964,582</u>	<u>343,147,805</u>
Employers' net pension liability	<u>\$ 21,444,036</u>	<u>\$ 1,918,892</u>	<u>\$ 23,362,928</u>
Ratio of plan net position to the employers' total pension liability	90.78%	98.57%	93.63%

Payables to the pension plan

For NYSTRS, employer and employee contributions for the fiscal year ended June 30, 2023 are paid to the system in September, October and November 2023 through a State aid intercept. Accrued retirement contributions as of June 30, 2023 represent employee and employer contributions for the fiscal year ended June 30, 2023 based on paid NYSTRS wages multiplied by the employer's contribution rate, by tier and employee contributions for the fiscal year as reported to the NYSTRS System. Accrued employer retirement contributions as of June 30, 2023 amounted to \$4,184,846.

For NYSERS, employer contributions are paid annually based on the System's fiscal year which ends on March 31st. Accrued retirement contributions as of June 30, 2023 represent the projected employer contribution for the period of April 1, 2023 through June 30, 2023 based on paid NYSERS covered wages multiplied by the employer's contribution rate, by tier. Accrued employer retirement contributions as of June 30, 2023 amounted to \$357,584. Employee contributions are remitted monthly.

**SAYVILLE UNION FREE SCHOOL DISTRICT
NOTES TO FINANCIAL STATEMENTS
AS OF AND FOR THE YEAR ENDED JUNE 30, 2023 (CONTINUED)**

12. INTERFUND TRANSACTIONS - GOVERNMENTAL FUNDS

	Interfund			
	<u>Receivable</u>	<u>Payable</u>	<u>Revenues</u>	<u>Expenditures</u>
General Fund	\$ 2,463,427	\$ -	\$ 820,328	\$ 1,121,794
Special Aid Fund	-	2,030,292	121,794	820,328
School Lunch Fund	-	-	-	-
Capital Projects Fund	-	433,135	1,000,000	-
Totals	\$ 2,463,427	\$ 2,463,427	\$ 1,942,122	\$ 1,942,122

Interfund receivables and payables are eliminated on the Statement of Net Position.

The District typically loans resources between funds for the purpose of mitigating the effects of transient cash flow issues. All interfund payables are expected to be repaid within one year.

13. OTHER POSTEMPLOYMENT BENEFITS (“OPEB”)

A. General information about the OPEB plan

Plan description

The District’s defined benefit OPEB plan, provides OPEB for all permanent full-time employees of the District. The plan is a single employer defined benefit OPEB plan administered by the District. Article 11 of the State Compiled Statutes grants the authority to establish and amend the benefit terms and financing requirements to the District Board of Education. No assets are accumulated in a trust that meets the criteria in paragraph 4 of GASB Statement 75.

Benefits provided

The District provides healthcare and life insurance benefits for retirees and their dependents. The benefit terms are dependent on which contract each employee falls under. The specifics of each contract are on file at the District offices and are available upon request.

Employees covered by benefit terms

As of July 1, 2021, the date of the most recent actuarial valuation, the following employees were covered by the benefit terms:

Inactive plan members or beneficiaries currently receiving benefits	528
Active plan members	318
Total plan members	846

B. Total OPEB liability

The District’s total OPEB liability of \$157,252,777 was measured as of June 30, 2023, and was determined by an actuarial valuation as of July 1, 2021.

**SAYVILLE UNION FREE SCHOOL DISTRICT
NOTES TO FINANCIAL STATEMENTS
AS OF AND FOR THE YEAR ENDED JUNE 30, 2023 (CONTINUED)**

Actuarial assumptions and other inputs

The total OPEB liability in the July 1, 2021 actuarial valuation was determined using the following actuarial assumptions and other inputs, with update procedures used to roll forward the total OPEB liability to the measurement date, applied to all periods included in the measurement, unless otherwise specified:

Inflation	2.40%
Salary increases	2.40% average, including inflation
Discount rate	3.65%
Healthcare cost trend rates	5.1% scaling down to 4.1% over 53 years
Retirees' share of benefit-related costs	0% to 8% of projected health insurance premiums for retirees

The discount rate was based on the June 30, 2023 Bond Buyer GO 20-Bond Municipal Index.

Mortality rates were based on the RP-2014 Adjusted to 2006 Total Dataset Mortality Table projected to the valuation date with Scale MP-2021.

C. Changes in the total OPEB liability

Balance as of June 30, 2022	<u>\$ 144,718,952</u>
<u>Changes for the year -</u>	
Service cost	3,872,072
Interest	5,174,007
Change of assumptions	8,395,692
Benefit payments	<u>(4,907,946)</u>
Net changes	<u>12,533,825</u>
Balance as of June 30, 2023	<u><u>\$ 157,252,777</u></u>

Sensitivity of the total OPEB liability to changes in the discount rate

The following presents the total OPEB liability of the District, as well as what the District's total OPEB liability would be if it were calculated using a discount rate that is one percentage point lower (2.65%) or one percentage point higher (4.65%) than the current discount rate:

	1% Decrease (2.65%)	Current assumption (3.65%)	1% Increase (4.65%)
Total OPEB liability as of June 30, 2023	\$181,960,911	\$157,252,777	\$137,199,732

**SAYVILLE UNION FREE SCHOOL DISTRICT
NOTES TO FINANCIAL STATEMENTS
AS OF AND FOR THE YEAR ENDED JUNE 30, 2023 (CONTINUED)**

Sensitivity of the total OPEB liability to changes in healthcare cost trend rates

The following presents the total OPEB liability of the District, as well as what the District's total OPEB liability would be if it were calculated using healthcare cost trend rates that are one percentage point lower (4.10%) or one percentage point higher (6.10%) than the current discount rate:

	1% Decrease (4.10% decreasing to 3.10%)	Current assumption (5.10% decreasing to 4.10%)	1% Increase (6.10% decreasing to 5.10%)
Total OPEB liability as of June 30, 2023	\$130,763,212	\$157,252,777	\$191,139,718

D. OPEB expense, deferred outflows of resources and deferred inflows of resources related to OPEB

For the year ended June 30, 2023, the District recognized OPEB expense of \$2,530,826. At June 30, 2023 the District reported the following deferred inflows of resources and deferred outflows of resources:

	Deferred Outflows of Resources - OPEB	Deferred Inflows of Resources - OPEB
Demographic gains or losses	\$ 1,736,866	\$ 11,946,931
Changes in assumptions	7,100,296	12,122,395
Total	<u>\$ 8,837,162</u>	<u>\$ 24,069,326</u>

Amounts reported as deferred outflows of resources and deferred inflows of resources related to OPEB will be recognized in OPEB expense as follows:

<u>Year ended June 30,</u>	
2024	\$ (6,515,251)
2025	(4,271,665)
2026	(4,448,676)
2027	3,428

14. RISK MANAGEMENT

The District is exposed to various risks of loss related to torts, theft, damage, injuries, errors and omissions, natural disasters and other risks. These risks are covered by commercial insurance purchased from independent third parties. Settled claims from these risks have not exceeded commercial insurance coverage for the past two years.

The District has not purchased any annuity contracts.

**SAYVILLE UNION FREE SCHOOL DISTRICT
NOTES TO FINANCIAL STATEMENTS
AS OF AND FOR THE YEAR ENDED JUNE 30, 2023 (CONTINUED)**

15. CONTINGENCIES AND COMMITMENTS

Government grants

The District has received grants, which are subject to audit by agencies of the State and federal governments. Such audits may result in disallowances and a request for a return of funds. Based on prior years' experience, the District's administration believes disallowances, if any, would be immaterial.

Property tax cap

In June 2011, the New York State Legislature enacted Chapter 97, Laws of 2011 Real Property Tax Levy Cap and Mandate Relief Provisions. For fiscal years through at least June 15, 2022, growth in the property tax levy (the total amount to be raised through property taxes charged on a municipality's taxable assessed value of property) will be capped at 2 percent, plus the inflation factor (but not less than 0 percent), whichever is less, with some exceptions. The New York State Comptroller set the allowable levy growth factor for local governments for fiscal years beginning July 1, 2022 at 1.02 (before exemptions). School districts can exceed the tax levy limit by a 60% vote of the governing body, subject to voter approval.

Litigation

The District is involved in lawsuits arising from the normal conduct of business. Some of these lawsuits seek damages which may be in excess of the District's insurance coverage. However, it is not possible to determine the District's potential exposure, if any, at this time. It is the opinion of the District's attorneys that this will not exceed insurance coverage.

16. TAX ABATEMENTS

In 2012, the Town of Islip Industrial Development Agency ("IDA") made an agreement with Engel Burman of Sayville, LLC to give financial assistance through exemptions for the building of a \$40 million assisted living facility. This agreement was amended and assumed by HSRE-EB Sayville, LLC in 2015.

The original taxable assessed value of the property was \$329,500 with a projected taxable assessed value of the facility upon completion of \$2,500,000. The taxable assessed value will increase by \$217,050 annually until it approximates \$2,500,000. The District receives a payment in lieu of taxes until the PILOT Agreement expires in 2024/25. During the fiscal year ended June 30, 2023, the District received \$658,134 as a PILOT payment.

**SAYVILLE UNION FREE SCHOOL DISTRICT
NOTES TO FINANCIAL STATEMENTS
AS OF AND FOR THE YEAR ENDED JUNE 30, 2023 (CONTINUED)**

17. FUTURE CHANGES IN ACCOUNTING STANDARDS

The District will evaluate the impact each of these upcoming pronouncements may have on its financial statements and will implement them as applicable and when material. The following is a list of GASB pronouncements issued but not yet effective:

<u>GASB Statement No.</u>	<u>GASB Accounting Standard</u>	<u>Effective Fiscal Year</u>
Statement No. 100	Accounting Changes and Error Corrections - an amendment of GASB Statement No. 62	June 30, 2024
Statement No. 101	Compensated Absences	June 30, 2025

18. SUBSEQUENT EVENTS

The District has evaluated subsequent events occurring after the Statement of Net Position through the date of October 11, 2023 which is the date the financial statements were available to be issued, noting no matters requiring further consideration.

**SAYVILLE UNION FREE SCHOOL DISTRICT
SCHEDULE OF REVENUES, EXPENDITURES AND CHANGES IN FUND BALANCE
BUDGET AND ACTUAL - GENERAL FUND
FOR THE YEAR ENDED JUNE 30, 2023**

	Adopted Budget	Final Budget	Actual	Year-end Encumbrances	Variance
REVENUES					
Local sources:					
Real property taxes	\$ 57,641,553	\$ 57,641,553	\$ 57,861,038		\$ 219,485
Other real property tax items	4,843,527	4,843,527	4,699,883		(143,644)
Charges for services	835,000	835,000	1,039,939		204,939
Use of money and property	1,837,373	1,837,373	3,648,655		1,811,282
Sale of property and compensation for loss	27,200	27,200	83,355		56,155
Miscellaneous	250,000	250,000	347,048		97,048
Total local sources	65,434,653	65,434,653	67,679,918		2,245,265
State sources	27,803,025	27,803,025	27,426,854		(376,171)
Federal sources	125,000	125,000	164,432		39,432
Total revenues	93,362,678	93,362,678	95,271,204		\$ 1,908,526
APPROPRIATED FUND BALANCE					
Issuance of leases	-	-	811,717		
Transfers in	-	-	820,328		
Appropriated fund balance	2,963,841	2,963,841	-		
Prior year encumbrances	1,873,389	1,873,389	-		
Appropriated reserves	2,975,638	2,975,638	-		
Total revenues, other financing sources and appropriated fund balance	101,175,546	101,175,546	96,903,249		
EXPENDITURES					
General support:					
Board of Education	89,386	67,707	63,930	\$ 1,882	\$ 1,895
Central administration	399,041	617,031	612,278	2,870	1,883
Finance	1,302,818	1,260,980	1,197,756	47,018	16,206
Staff	923,212	769,181	727,929	29,670	11,582
Central services	9,410,867	11,498,953	9,136,771	2,331,567	30,615
Special items	962,880	926,974	926,834	-	140
Total general support	13,088,204	15,140,826	12,665,498	2,413,007	62,321
Instruction:					
Instruction, administration and improvement	3,462,001	3,313,129	3,226,298	38,555	48,276
Teaching - regular school	27,107,525	26,422,393	26,077,864	171,192	173,337
Programs for children with handicapping conditions	12,718,528	12,447,121	12,019,685	345,454	81,982
Occupational education	760,117	760,136	760,136	-	-
Teaching - special school	79,644	79,644	68,811	2,002	8,831
Instructional media	4,109,354	4,793,809	4,737,701	37,986	18,122
Pupil services	5,380,198	5,531,500	5,358,403	108,422	64,675
Total instruction	53,617,367	53,347,732	52,248,898	703,611	395,223
Pupil transportation	4,624,531	3,804,022	3,745,257	57,233	1,532
Community services	115,344	87,688	87,238	-	450
Employee benefits	24,000,479	22,643,178	22,588,638	50,860	3,680
Debt service:					
Principal	3,401,445	3,746,778	3,746,777	-	1
Interest	1,128,176	1,283,422	1,283,422	-	-
Total expenditures	99,975,546	100,053,646	96,365,728	3,224,711	463,207
OTHER FINANCING USES					
Transfers out	1,200,000	1,121,900	1,121,794	-	106
Total expenditures and other financing uses	101,175,546	101,175,546	97,487,522	\$ 3,224,711	\$ 463,313
Net change in fund balance	\$ -	\$ -	(584,273)		
Fund balance, beginning of year			32,248,735		
Fund balance, end of year			\$ 31,664,462		

Note to Required Supplementary Information

Budget Basis of Accounting

Budgets are adopted on the modified accrual basis of accounting consistent with accounting principles generally accepted in the United States of America.

**SAYVILLE UNION FREE SCHOOL DISTRICT
SCHEDULE OF CHANGES IN THE DISTRICT'S TOTAL OPEB LIABILITY AND RELATED RATIOS
LAST SIX FISCAL YEARS**

Measurement date	June 30, 2023	June 30, 2022	June 30, 2021	June 30, 2020	June 30, 2019	June 30, 2018
Total OPEB Liability						
Service cost	\$ 3,872,072	\$ 4,649,093	\$ 5,198,002	\$ 5,450,542	\$ 5,913,107	\$ 5,740,881
Interest	5,174,007	3,794,544	3,772,510	5,777,669	5,167,585	4,985,348
Plan changes	-	-	-	(43,398)	-	-
Demographic gains or losses	-	(19,247,254)	-	7,526,422	-	(661,373)
Changes in assumptions or inputs	8,395,692	(13,174,707)	1,357,249	(7,937,705)	(13,098,652.00)	-
Benefit payments	<u>(4,907,946)</u>	<u>(4,629,217)</u>	<u>(4,982,965)</u>	<u>(4,793,825)</u>	<u>(4,605,542)</u>	<u>(3,725,955)</u>
Net change in total OPEB liability	12,533,825	(28,607,541)	5,344,796	5,979,705	(6,623,502)	6,338,901
Total OPEB liability - beginning of year	<u>144,718,952</u>	<u>173,326,493</u>	<u>167,981,697</u>	<u>162,001,992</u>	<u>168,625,494</u>	<u>162,286,593</u>
Total OPEB liability - end of year	<u>\$ 157,252,777</u>	<u>\$ 144,718,952</u>	<u>\$ 173,326,493</u>	<u>\$ 167,981,697</u>	<u>\$ 162,001,992</u>	<u>\$ 168,625,494</u>
Covered payroll	\$ 33,750,901	\$ 33,750,901	\$ 32,673,467	\$ 32,673,467	\$ 41,059,180	\$ 41,059,180
Total OPEB liability as a percentage of covered payroll	465.92%	428.79%	530.48%	514.12%	394.56%	410.69%

Note to Required Supplementary Information

Ten years of historical information was not available upon implementation of GASB Statement No. 75. An additional year of historical information will be added each year subsequent to the year of implementation until ten years of historical data is available.

The District has no assets accumulated in a trust that meet the criteria in paragraph 4 of GASB Statement No. 75 to pay OPEB benefits, as New York State currently does not allow school districts to establish this type of trust. The District currently contributes enough money to the plan to satisfy current obligations on a pay-as-you-go basis.

**SAYVILLE UNION FREE SCHOOL DISTRICT
SCHEDULE OF DISTRICT'S PROPORTIONATE
PROPORTIONATE SHARE OF THE NET PENSION ASSET/(LIABILITY) - NYSERS & NYSTRS
LAST NINE FISCAL YEARS*
(Dollar amounts in thousands)**

NYSERS									
	2023	2022	(A) 2021	(B) 2020	2019	2018	2017	(C) 2016	2015
District's proportionate share of the net pension asset/(liability)	0.03206%	0.02826%	0.03032%	0.03036%	0.33240%	0.03405%	0.03390%	0.03363%	0.03375%
District's proportionate share of the net pension asset/(liability)	\$ (6,875)	\$ 2,311	\$ (30)	\$ (8,040)	\$ (2,355)	\$ (1,099)	\$ (3,185)	\$ (5,398)	\$ (1,141)
District's covered payroll	\$ 11,164	\$ 10,823	\$ 9,504	\$ 10,667	\$ 10,426	\$ 10,471	\$ 10,501	\$ 9,935	\$ 9,495
District's proportionate share of the net pension asset/(liability) as a percentage of covered payroll	61.58%	21.35%	0.32%	75.37%	22.59%	10.50%	30.33%	54.33%	12.02%
Plan fiduciary net position as a percentage of the total pension asset/(liability)	90.78%	103.65%	99.95%	86.39%	96.27%	98.24%	94.70%	90.68%	97.95%

The amounts presented for each fiscal year were determined (bi-annually) as of March 31.

NYSTRS									
	(D) 2023	2022	(E) 2021	2020	(F) 2019	(G) 2018	2017	2016	2015
District's proportionate share of the net pension asset/(liability)	0.21252%	0.21295%	0.20844%	0.21038%	0.20804%	0.20959%	0.21174%	0.21048%	0.20804%
District's proportionate share of the net pension asset/(liability)	\$ (4,078)	\$ 36,902	\$ (5,760)	\$ 5,466	\$ 3,762	\$ 1,593	\$ (2,268)	\$ 21,863	\$ 23,174
District's covered payroll	\$ 36,769	\$ 36,556	\$ 35,776	\$ 36,348	\$ 34,403	\$ 33,603	\$ 31,860	\$ 31,191	\$ 30,568
District's proportionate share of the net pension asset/(liability) as a percentage of covered payroll	11.09%	100.95%	16.10%	15.04%	10.94%	4.74%	7.12%	70.09%	75.81%
Plan fiduciary net position as a percentage of the total pension asset/(liability)	98.57%	97.76%	97.76%	102.17%	105.53%	111.48%	110.46%	99.01%	100.66%

The amounts presented for each fiscal year were determined (bi-annually) as of June 30.

(A) The discount rate used to calculate the total pension liability stayed the same at 5.9% effective with the March 31, 2022 measurement date.

(B) The discount rate used to calculate the total pension liability was decreased from 7.0% to 6.8% effective with the March 31, 2020 measurement date.

(C) The discount rate used to calculate the total pension liability was decreased from 7.5% to 7.0% effective with the March 31, 2016 measurement date.

(D) The discount rate used to calculate the total pension asset was decreased from 7.10% to 6.95% effective with the June 30, 2021 measurement date.

(E) The discount rate used to calculate the total pension asset was decreased from 7.25% to 7.10% effective with the June 30, 2019 measurement date.

(F) The discount rate used to calculate the total pension asset was decreased from 7.5% to 7.25% effective with the June 30, 2018 measurement date.

(G) The discount rate used to calculate the total pension liability was decreased from 8.0% to 7.5% effective with the June 30, 2017 measurement date.

***Note to Required Supplementary Information**

Ten years of historical information was not available upon implementation of GASB Statement No. 68. An additional year of historical information will be added each year subsequent to the year of implementation until ten years of historical data is available.

**SAYVILLE UNION FREE SCHOOL DISTRICT
SCHEDULE OF DISTRICT PENSION CONTRIBUTIONS - NYSERS & NYSTRS
LAST NINE FISCAL YEARS*
(Dollar amounts in thousands)**

NYSERS									
	<u>2023</u>	<u>2022</u>	<u>2021</u>	<u>2020</u>	<u>2019</u>	<u>2018</u>	<u>2017</u>	<u>2016</u>	<u>2015</u>
Contractually required contribution	\$ 1,216	\$ 1,534	\$ 1,519	\$ 1,450	\$ 1,521	\$ 1,563	\$ 1,494	\$ 1,695	\$ 1,814
Contributions in relation to the contractually required contribution	<u>1,216</u>	<u>1,534</u>	<u>1,519</u>	<u>1,450</u>	<u>1,521</u>	<u>1,563</u>	<u>1,494</u>	<u>1,695</u>	<u>1,814</u>
Contribution deficiency (excess)	<u>\$ -</u>	<u>\$ -</u>	<u>\$ -</u>	<u>\$ -</u>	<u>\$ -</u>	<u>\$ -</u>	<u>\$ -</u>	<u>\$ -</u>	<u>\$ -</u>
District's covered payroll	\$ 11,128	\$ 10,812	\$ 10,118	\$ 10,028	\$ 10,419	\$ 10,616	\$ 10,099	\$ 9,974	\$ 9,846
Contributions as a percentage of covered payroll	10.92%	14.19%	15.02%	14.46%	14.60%	14.72%	14.79%	16.99%	18.42%
NYSTRS									
	<u>2023</u>	<u>2022</u>	<u>2021</u>	<u>2020</u>	<u>2019</u>	<u>2018</u>	<u>2017</u>	<u>2016</u>	<u>2015</u>
Contractually required contribution	\$ 3,689	\$ 3,445	\$ 3,135	\$ 3,729	\$ 3,321	\$ 3,893	\$ 3,893	\$ 4,333	\$ 5,543
Contributions in relation to the contractually required contribution	<u>3,689</u>	<u>3,445</u>	<u>3,135</u>	<u>3,729</u>	<u>3,321</u>	<u>3,893</u>	<u>3,893</u>	<u>4,333</u>	<u>5,543</u>
Contribution deficiency (excess)	<u>\$ -</u>	<u>\$ -</u>	<u>\$ -</u>	<u>\$ -</u>	<u>\$ -</u>	<u>\$ -</u>	<u>\$ -</u>	<u>\$ -</u>	<u>\$ -</u>
District's covered payroll	\$ 39,101	\$ 36,769	\$ 36,556	\$ 35,776	\$ 36,348	\$ 34,403	\$ 33,603	\$ 31,860	\$ 31,191
Contributions as a percentage of covered payroll	9.44%	9.37%	8.57%	10.42%	9.14%	11.32%	11.59%	13.60%	17.77%

***Note to Required Supplementary Information**

Ten years of historical information was not available upon implementation of GASB Statement No. 68. An additional year of historical information will be added each year subsequent to the year of implementation until ten years of historical data is available.

**SAYVILLE UNION FREE SCHOOL DISTRICT
SCHEDULE OF CHANGE FROM ADOPTED BUDGET TO FINAL BUDGET
AND THE REAL PROPERTY TAX LIMIT - GENERAL FUND
FOR THE YEAR ENDED JUNE 30, 2023**

Change from adopted budget to final budget:

Adopted budget	\$ 99,302,157	
Add: Prior year's encumbrances	<u>1,873,389</u>	
Final budget		<u>\$ 101,175,546</u>

§1318 of real property tax law limit calculation:

2023-2024 voter-approved budget		<u>\$ 102,048,891</u>
Maximum allowed (4% of 2023-2024 budget)		<u>\$ 4,081,956</u>

General Fund fund balance subject to §1318 of real property tax law:

Unrestricted fund balance:		
Assigned fund balance	\$ 6,188,552	
Committed fund balance	834,000	
Unassigned fund balance	<u>2,868,558</u>	\$ 9,891,110
Less:		
Appropriated fund balance	2,963,841	
Encumbrances	<u>3,224,711</u>	<u>6,188,552</u>

General Fund fund balance subject to §1318 of real property tax law \$ 3,702,558

Actual percentage 3.63%

SAYVILLE UNION FREE SCHOOL DISTRICT
SCHEDULE OF PROJECT EXPENDITURES AND FINANCING SOURCES - CAPITAL PROJECTS FUND
FOR THE YEAR ENDED JUNE 30, 2023

Project Title	Expenditures					Methods of Financing					Fund Balance June 30, 2023
	Original Budget	Revised Budget	Prior Years	Current Year	Total	Unexpended Balance	Proceeds of Obligations	State Aid	Local Sources	Total	
SMART Bond	\$ 71,399	\$ 1,796,798	\$ 1,064,748	\$ 732,050	\$ 1,796,798	\$ -	\$ -	\$ 1,796,798	\$ -	\$ 1,796,798	\$ -
2016 Bond Issue-District Wide Improvements	-	19,230,618	19,229,238	1,380	19,230,618	-	17,575,000	-	1,655,618	19,230,618	-
High School Spline Ceiling Replacement	567,904	567,904	338,287	229,617	567,904	-	-	-	567,904	567,904	-
Lincoln Ave Emergency Staff Bathroom	69,732	69,732	65,884	3,848	69,732	-	-	-	69,732	69,732	-
Lincoln Ave Restroom Alterations	1,000,000	1,000,000	50,490	949,510	1,000,000	-	-	-	1,000,000	1,000,000	-
Sunrise Drive Restroom Alterations	-	-	-	50,142	50,142	(50,142)	-	-	-	-	(50,142)
*Bond Issue District Wide Roof Replacements/AC Systems	-	-	-	1,050,124	1,050,124	(1,050,124)	-	-	-	-	(1,050,124)
Totals	\$ 1,709,035	\$ 22,665,052	\$ 20,748,647	\$ 3,016,671	\$ 23,765,318	\$ (1,100,266)	\$ 17,575,000	\$ 1,796,798	\$ 3,293,254	\$ 22,665,052	\$ (1,100,266)

*The residents of the District approved a \$15 million bond authorization for purposes of roof replacement and related capital projects District wide on May 17, 2022. The current deficit fund balance will be eliminated when permanent financing is received.

**OTHER
SUPPLEMENTARY
INFORMATION**

**SAYVILLE UNION FREE SCHOOL DISTRICT
NET INVESTMENT IN CAPITAL ASSETS
JUNE 30, 2023**

Capital assets, net		\$ 63,466,171
Add:		
Deferred charges for advance refunding		273,721
Deduct:		
Short-term portion of bonds payable, net	\$ 2,665,232	
Long-term portion of bonds payable, net	16,715,639	
Short-term portion of energy performance contract payable	970,553	
Long-term portion of energy performance contract payable	6,152,918	
Short-term portion of lease liabilities	374,521	
Long-term portion of lease liabilities	<u>892,873</u>	<u>27,771,736</u>
Net investment in capital assets		<u>\$ 35,968,156</u>

**SAYVILLE UNION FREE SCHOOL DISTRICT
SCHEDULE OF EXPENDITURES OF FEDERAL AWARDS
FOR THE YEAR ENDED JUNE 30, 2023**

Federal Grantor/ Pass - Through Grantor/ Cluster Title/Program Title	Federal CFDA Number	Pass-Through Entity Identifying Number	Total Federal Expenditures
<u>U.S. Department of Education</u>			
<u>Passed Through Programs From:</u>			
New York State Department of Education			
Special Education Cluster:			
IDEA, Part B, Section 611, Special Education Grants to States	84.027A	0032-23-0461	\$ 723,437
IDEA, American Rescue Plan, Plan B, Section 611	84.027X	5532-23-0461	91,241
IDEA, Part B, Section 619, Special Education Preschool Grants	84.173A	0033-23-0461	36,747
IDEA, American Rescue Plan, Plan B, Section 619	84.173X	5532-23-0461	<u>10,182</u>
Total Special Education Cluster			<u>861,607</u>
Education Stabilization Fund:			
Elementary and Secondary School Emergency Relief Fund	84.425U	5880-21-2950	212,538
UPK Federal Expansion	84.425U	5870-22-9207	248,400
Elementary and Secondary School Emergency Relief Fund	84.425D	5891-21-2950	1,329,439
Governor's Emergency Education Relief Fund	84.425C	5896-21-2950	31,371
Elementary and Secondary School Emergency Relief-Homeless Children and Youth	84.425W	5218-23-3790	<u>1,215</u>
Total Education Stabilization Fund			<u>1,822,963</u>
Title I, Part A:			
ESEA, Title I, Part A, Grants to Local Educational Agencies	84.010A	0021-22-1680	61,277
ESEA, Title I, Part A, Grants to Local Educational Agencies	84.010A	0021-23-1680	<u>188,196</u>
Total Title I, Part A			<u>249,473</u>
ESEA, Title II, Part A, Improving Teacher Quality State Grants			
ESEA, Title II, Part A, Improving Teacher Quality State Grants	84.367A	0147-23-3125	22,438
ESEA, Title II, Part A, Improving Teacher Quality State Grants	84.367A	0147-22-3125	<u>24,676</u>
Total Title II, Part A			<u>47,114</u>
ESEA, Title IV, Part A, Student Support and Academic Enrichment	84.424A	0204-23-3125	<u>6,658</u>
Total U.S. Department of Education			<u>2,987,815</u>
<u>U.S. Department of Agriculture</u>			
<u>Passed Through Programs From:</u>			
New York State Office of General Services			
Child Nutrition Cluster:			
Summer Food Service Program	10.553	N/A	11,733
Supply Chain Assistance	10.555	N/A	82,943
National School Lunch Program	10.555	N/A	<u>332,508</u>
Total Child Nutrition Cluster			<u>427,184</u>
Total U.S. Department of Agriculture			<u>427,184</u>
TOTAL FEDERAL EXPENDITURES			<u>\$ 3,414,999</u>

The accompanying notes should be read
in conjunction with this schedule.

**SAYVILLE UNION FREE SCHOOL DISTRICT
NOTES TO SCHEDULE OF EXPENDITURES OF FEDERAL AWARDS**

1. BASIS OF PRESENTATION

The accompanying schedule of expenditures of federal awards (the "Schedule") includes the federal award activity of the Sayville Union Free School District (the "District") under programs of the federal government for the year ended June 30, 2023. The information in this Schedule is presented in accordance with the requirements of Title 2 *U.S. Code of Federal Regulations* Part 200, *Uniform Administrative Requirements, Cost Principles, and Audit Requirements for Federal Awards* ("Uniform Guidance"). Because the Schedule presents only a selected portion of the operations of the District, it is not intended to and does not present the financial position, changes in net position or fund balance of the District.

2. BASIS OF ACCOUNTING

Expenditures reported on the Schedule are reported on the modified accrual basis of accounting. Such expenditures are recognized following the cost principles contained in the Uniform Guidance, wherein certain types of expenditures are not allowable or are limited as to reimbursement. The amounts reported as federal expenditures were obtained from the federal financial reports for the applicable program and periods. The amounts reported in these reports are prepared from records maintained for each program, which are reconciled with the District's financial reporting system. Negative amounts (if any) shown on the Schedule represent adjustments or credits made in the normal course of business to amounts reported as expenditures in prior years.

Matching costs (the District's share of certain program costs) are not included in the reported expenditures.

The basis of accounting varies by federal program consistent with the underlying regulations pertaining to each program.

Non-monetary assistance is reported in the schedule at the fair market value of commodities received, which is provided by New York State.

3. INDIRECT COSTS

The District has elected not to use the 10% de minimis indirect cost rate allowed under the Uniform Guidance.

4. SUBRECIPIENTS

No amounts were provided to subrecipients.


5. OTHER DISCLOSURES

No insurance is carried specifically to cover equipment purchased with federal funds. Any equipment purchased with federal funds has only a nominal value, and is covered by the District's casualty insurance policies.

There were no loans or loan guarantees outstanding at year end.

6. MAJOR PROGRAM DETERMINATION

The District was deemed to be a "low-risk auditee", therefore, major programs were determined based on 20% of total federal award expenditures.



NawrockiSmith

CERTIFIED PUBLIC ACCOUNTANTS

INDEPENDENT AUDITOR'S REPORT
ON INTERNAL CONTROL OVER FINANCIAL REPORTING AND ON COMPLIANCE
AND OTHER MATTERS BASED ON AN AUDIT OF FINANCIAL STATEMENTS
PERFORMED IN ACCORDANCE WITH GOVERNMENT AUDITING STANDARDS

To the Board of Education of the
Sayville Union Free School District
Sayville, New York:

We have audited, in accordance with the auditing standards generally accepted in the United States of America and the standards applicable to financial audits contained in *Government Auditing Standards* issued by the Comptroller General of the United States, the financial statements of the governmental activities and each major fund of the Sayville Union Free School District (the "District"), as of and for the year ended June 30, 2023, and the related notes to the financial statements, which collectively comprise the District's basic financial statements, and have issued our report thereon dated October 11, 2023.

Report on Internal Control Over Financial Reporting

In planning and performing our audit of the financial statements, we considered the District's internal control over financial reporting ("internal control") as a basis for designing audit procedures that are appropriate in the circumstances for the purpose of expressing our opinions on the financial statements, but not for the purpose of expressing an opinion on the effectiveness of the District's internal control. Accordingly, we do not express an opinion on the effectiveness of the District's internal control.

A deficiency in internal control exists when the design or operation of a control does not allow management or employees, in the normal course of performing their assigned functions, to prevent, or detect and correct, misstatements on a timely basis. *A material weakness* is a deficiency, or a combination of deficiencies, in internal control such that there is a reasonable possibility that a material misstatement of the entity's financial statements will not be prevented, or detected and corrected on a timely basis. *A significant deficiency* is a deficiency, or a combination of deficiencies, in internal control that is less severe than a material weakness, yet important enough to merit attention by those charged with governance.

Our consideration of internal control was for the limited purpose described in the first paragraph of this section and was not designed to identify all deficiencies in internal control that might be material weaknesses or significant deficiencies. Given these limitations, during our audit we did not identify any deficiencies in internal control that we consider to be material weaknesses. However, material weaknesses may exist that have not been identified. Reference is made to the Schedule of Findings and Recommendations accompanying this report for additional observations on internal control.

NawrockiSmith

Report on Compliance and Other Matters


As part of obtaining reasonable assurance about whether the District's financial statements are free from material misstatement, we performed tests of its compliance with certain provisions of laws, regulations, contracts, and grant agreements, noncompliance with which could have a direct and material effect on the determination of financial statement amounts. However, providing an opinion on compliance with those provisions was not an objective of our audit, and accordingly, we do not express such an opinion. The results of our tests disclosed no instances of noncompliance that is required to be reported under *Government Auditing Standards*.

Purpose of this Report

The purpose of this report is solely to describe the scope of our testing of internal control and compliance and the results of that testing, and not to provide an opinion on the effectiveness of the District's internal control or on compliance. This report is an integral part of an audit performed in accordance with *Government Auditing Standards* in considering the District's internal control and compliance. Accordingly, this communication is not suitable for any other purpose.

Hauppauge, New York
October 11, 2023

Nawrocki Smith LLP



NawrockiSmith

CERTIFIED PUBLIC ACCOUNTANTS

**INDEPENDENT AUDITOR'S REPORT ON COMPLIANCE
FOR EACH MAJOR PROGRAM AND ON INTERNAL CONTROL
OVER COMPLIANCE REQUIRED BY THE UNIFORM GUIDANCE**

To the Board of Education of the
Sayville Union Free School District
Sayville, New York:

Report on Compliance for Each Major Federal Program

Opinion of Each Major Federal Program

We have audited the Sayville Union Free School District's (the "District") compliance with the types of compliance requirements described in the *OMB Compliance Supplement* that could have a direct and material effect on the District's major federal programs for the year ended June 30, 2023. The District's major federal programs are identified in the summary of auditor's results section of the accompanying schedule of findings and questioned costs.

In our opinion, the District compiled, in all material respects, with the types of compliance requirements referred to above that could have a direct and material effect on each of its major federal programs for the year ended June 30, 2023.

Basis for Opinion on Each Major Federal Program

We conducted our audit of compliance in accordance with auditing standards generally accepted in the United States of America; the standards applicable to financial audits contained in *Government Auditing Standards*, issued by the Comptroller General of the United States; and the audit requirements of Title 2 U.S. *Code of Federal Regulations* Part 200, *Uniform Administrative Requirements, Cost Principles, and Audit Requirements for Federal Awards* (Uniform Guidance). Our responsibilities under those standards and the Uniform Guidance are further described in the Auditor's Responsibilities for the Audit of Compliance section of our report.

We are required to be independent of the District and to meet our other ethical responsibilities, in accordance with relevant ethical requirements relating to our audit. We believe that the audit evidence we have obtained is sufficient and appropriate to provide a basis for our opinion on compliance for each major federal program. Our audit does not provide a legal determination of the District's compliance with the compliance requirements referred to above.

Responsibilities of Management for Compliance

Management is responsible for compliance with the requirements referred to above and for the design, implementation, and maintenance of effective internal control over compliance with the requirements of laws, statutes, regulations, rules, and provisions of contracts or grant agreements applicable to the District's federal programs.

NawrockiSmith

Auditor's Responsibilities for the Audit of Compliance

Our objectives are to obtain reasonable assurance about whether material noncompliance with the compliance requirements referred to above occurred, whether due to fraud or error, and express an opinion on the District's compliance based on our audit. Reasonable assurance is a high level of assurance but is not absolute assurance and therefore is not a guarantee that an audit conducted in accordance with generally accepted auditing standards, *Government Auditing Standards*, and the Uniform Guidance will always detect material noncompliance when it exists. The risk of not detecting material noncompliance resulting from fraud is higher than for that resulting from error, as fraud may involve collusion, forgery, intentional omissions, misrepresentations, or the override of internal control. Noncompliance with the compliance requirements referred to above is considered material if there is a substantial likelihood that, individually or in the aggregate, it would influence the judgment made by a reasonable user of the report on compliance about the District's compliance with the requirements of each major federal program as a whole.

In performing an audit in accordance with generally accepted auditing standards, *Government Auditing Standards*, and the Uniform Guidance, we:

- Exercise professional judgment and maintain professional skepticism throughout the audit.
- Identify and assess the risks of material noncompliance, whether due to fraud or error, and design and perform audit procedures responsive to those risks. Such procedures include examining, on a test basis, evidence regarding the District's compliance with the compliance requirements referred to above and performing such other procedures as we considered necessary in the circumstances.
- Obtain an understanding of the District's internal control over compliance relevant to the audit in order to design audit procedures that are appropriate in the circumstances and to test and report on internal control over compliance in accordance with the Uniform Guidance, but not for the purpose of expressing an opinion on the effectiveness of the District's internal control over compliance. Accordingly, no such opinion is expressed.

We are required to communicate with those charged with governance regarding, among other matters, the planned scope and timing of the audit and any significant deficiencies and material weaknesses in internal control over compliance that we identified during the audit.

Report on Internal Control over Compliance

A deficiency in internal control over compliance exists when the design or operation of a control over compliance does not allow management or employees, in the normal course of performing their assigned functions, to prevent, or detect and correct, noncompliance with a type of compliance requirement of a federal program on a timely basis. *A material weakness in internal control over compliance* is a deficiency, or a combination of deficiencies, in internal control over compliance, such that there is a reasonable possibility that material noncompliance with a type of compliance requirement of a federal program will not be prevented, or detected and corrected, on a timely basis. *A significant deficiency in internal control over compliance* is a deficiency, or a combination of deficiencies, in internal control over compliance with a type of compliance requirement of a federal program that is less severe than a material weakness in internal control over compliance, yet important enough to merit attention by those charged with governance.

NawrockiSmith

Our consideration of internal control over compliance was for the limited purpose described in the Auditor's Responsibilities for the Audit of Compliance section above and was not designed to identify all deficiencies in internal control over compliance that might be material weaknesses or significant deficiencies in internal control over compliance. Given these limitations, during our audit we did not identify any deficiencies in internal control over compliance that we consider to be material weaknesses, as defined above. However, material weaknesses or significant deficiencies in internal control over compliance may exist that were not identified.

Our audit was not designed for the purpose of expressing an opinion on the effectiveness of internal control over compliance. Accordingly, no such opinion is expressed.

The purpose of this report on internal control over compliance is solely to describe the scope of our testing of internal control over compliance and the results of that testing based on the requirements of the Uniform Guidance. Accordingly, this report is not suitable for any other purpose.

Hauppauge, New York
October 11, 2023

Nawrocki Smith LLP

**SAYVILLE UNION FREE SCHOOL DISTRICT
SCHEDULE OF FINDINGS AND QUESTIONED COSTS
FOR THE YEAR ENDED JUNE 30, 2023**

1. Summary Of Auditor's Results:

1. The auditor's report expresses an unmodified opinion on the financial statements.
2. No significant deficiencies or material weaknesses were reported during the audit of the financial statements.
3. No instances of noncompliance was disclosed during the audit of the financial statements.
4. No significant deficiencies or material weaknesses were reported during the audit of the major federal award programs.
5. The auditor's report on compliance for the major federal award programs expresses an unmodified opinion.
6. No audit findings relative to the major federal award programs that are required to be reported in accordance with section 2 CFR 200.516 (a) of the Uniform Guidance, were disclosed during the audit.
7. The programs tested as a major program included:

<u>CFDA Number</u>	<u>Name of Federal Program</u>
<u>Education Stabilization Fund</u>	
84.425C	Governor's Emergency Education Relief Fund
84.425D	Elementary and Secondary School Emergency Relief Fund
84.425U	Elementary and Secondary School Emergency Relief Fund
84.425U	UPK Federal Expansion
84.425W	ESSER Homeless Children and Youth
 <u>Special Education Cluster</u>	
84.027A	Special Education Grants to States
84.027X	American Rescue Plan, Section 611
84.173A	Special Education Preschool Grants
84.173X	American Rescue Plan, Section 619

8. The threshold for distinguishing Type A and B programs was \$750,000.
9. Auditee was determined to be a low-risk auditee.

2. Findings - Financial Statement Audit

None reported.

3. Findings And Questioned Costs - Major Federal Award Program Audit

None reported.

**SAYVILLE UNION FREE SCHOOL DISTRICT
SUMMARY SCHEDULE OF PRIOR AUDIT FINDINGS
FOR THE YEAR ENDED JUNE 30, 2023**

Findings - Financial Statement Audit

None reported.

Findings And Questioned Costs - Major Federal Award Programs Audit

None reported.

**SAYVILLE UNION FREE SCHOOL DISTRICT
SCHEDULE OF FINDINGS AND RECOMMENDATIONS
FOR THE YEAR ENDED JUNE 30, 2023**

This section presents our findings and recommendations noted during the audit of the financial statements of the Sayville Union Free School District as of and for the year ended June 30, 2023, as well as the status of recommendations made in connection with prior audits of the financial statements.

CURRENT YEAR FINDING AND RECOMMENDATION:

1. **Capitalization Policy**

During the current year's audit, we noted that the District does not have a formal capitalization policy for right-to-use assets and subscription-based information technology arrangements. The absence of a formal policy may increase the risk that an inconsistent approach to capitalizing assets may occur.

We recommend that the District develop a formal capitalization policy for right-to-use assets and subscription-based information technology arrangements. In this manner, financial reporting of right-to-use assets and subscription-based information technology arrangements may be enhanced.

STATUS OF PRIOR YEAR RECOMMENDATIONS:

None noted