

2021-2022

PROPOSED

BUDGET



SAYVILLE PUBLIC SCHOOL DISTRICT

The logo is a circular emblem with a yellow background. The words "SAYVILLE" are arched across the top and "PUBLIC SCHOOLS" are arched across the bottom. In the center, there is a stylized tree with two five-pointed stars on either side.

Board of Education

Keith Kolar, President
Carl Cangelosi, Vice President
Dr. James Bertsch, Trustee
Thomas Cooley, Trustee
Norman deVenau, Trustee
Maureen Dolan, Trustee
John Verdone, Trustee

Central Administration

John Stimmel, Ed.D., Superintendent of Schools
John J. Belmonte, Assistant Superintendent for Business
Christine Criscione, Ed.D., Assistant Superintendent for Curriculum, Instruction & Staff Development
Peter Branscombe, Ed.D., Assistant Superintendent, Human Resources
Jillian Makris, Director of Student Services

SAYVILLE PUBLIC SCHOOL DISTRICT SAYVILLE, NEW YORK

2021/22 PROPOSED BUDGET

TABLE OF CONTENTS

1. SCHOOL DISTRICT THREE-PART COMPONENT BUDGET
 - SAYVILLE PUBLIC LIBRARY BUDGET
 - SAYVILLE HISTORICAL SOCIETY BUDGET
2. SCHOOL DISTRICT REVENUE BUDGET
3. ADDENDUMS REQUIRED BY THE STATE EDUCATION DEPARTMENT:
 - A. ADMINISTRATIVE COMPENSATION INFORMATION
 - B. SCHOOL DISTRICT BUDGET NOTICE
 - C. PROPERTY TAX EXEMPTION REPORT
 - D. NEW YORK STATE SCHOOL REPORT CARDS:
 - Property Tax Report Card
 - Fiscal Transparency Reports
 - Academic Performance Reports

SAYVILLE PUBLIC SCHOOL DISTRICT
SAYVILLE, NEW YORK

2021 - 2022
THREE-PART COMPONENT BUDGET

SAYVILLE PUBLIC SCHOOLS PROPOSED 2021 - 2022 THREE - PART COMPONENT BUDGET SUMMARY

	2021-22 PROPOSED BUDGET	2020-21 CURRENT BUDGET	Dollar Change	%
Administrative	9,064,957	9,109,440	-44,483	-0.49%
Program	71,951,342	70,305,200	1,646,142	2.34%
Capital	<u>15,961,759</u>	<u>16,793,668</u>	<u>-831,909</u>	<u>-4.95%</u>
Total	96,978,058	96,208,308	769,750	0.80%

EXPLANATION OF CODES

The budget codes used in budget preparation and presentation are based on the accounting system required of school districts as established by the Comptroller of the State of New York. Under this accounting system, the basic code number consists of divisions of digits. The first set of numbers is used to designate each function or program and each function is further distinguished by a second set of numbers which designate the type of service (object) rendered for that function.

Each of the functions is generally self-explanatory and refers to specific functions such as Curriculum Development, Principals' Offices, etc. Most functions are further modified by two or more types of service. The meaning for each of these types of service (object code) is as follows:

GROUP

-1000- Salaries

The compensation that is paid to full or part-time employees of the school district where there is an employer-employee relationship.

-2000- Equipment

This covers expenditures for the initial purchase or replacement of furniture and equipment. These are items which are of a permanent nature as opposed to supplies.

-4000- Other Expenses

These are items not provided for under the other categories and include such items as postage, advertisement, freight, business travel, equipment repairs, building repairs, transportation, fuel oil, site based teams and gas, and consultant services.

-4910- BOCES Services

All payments made to the Board of Cooperative Educational Services for any services provided by BOCES are included in this category.

-5000- Supplies

This includes the cost of instructional supplies and materials, textbooks, library books, periodicals, cleaning materials, etc. Supplies are defined as items of an expendable nature that are consumed or worn out with use.

-6000- Principal on Indebtedness

This code is used to designate principal payments on indebtedness.

-7000- Interest on Indebtedness

This code is used to designate interest payments on indebtedness.

-8000- Employee Benefits

This includes appropriations for the school district share of social security, Medicare, retirement, and various types of insurance for employee benefits.



SAYVILLE PUBLIC SCHOOLS

2021-22 Three-Part Component Budget

Administrative Components:

Account	Description	Component	2020-21yr	2021-22yr	Dollar Difference
A 1010.4390-09-0000	Miscellaneous Expenses Districtwide	Administrative	9,000.00	9,000.00	0.00
A 1010.4450-09-0000	Travel Districtwide	Administrative	15,000.00	15,000.00	0.00
A 1010.4460-09-0000	Postage Districtwide	Administrative	6,000.00	6,983.00	983.00
A 1010.5010-09-0000	Supplies and Materials Districtwide	Administrative	1,300.00	1,300.00	0.00
Board of Education			31,300.00	32,283.00	983.00
A 1040.1600-98-0000	Salaries Non-cert. Salaries	Administrative	11,480.00	11,710.00	230.00
A 1040.4450-09-0000	Travel Districtwide	Administrative	600.00	600.00	0.00
A 1040.5010-09-0000	Supplies and Materials Districtwide	Administrative	350.00	350.00	0.00
District Clerk			12,430.00	12,660.00	230.00
A 1060.4390-09-0000	Miscellaneous Expenses Districtwide	Administrative	6,540.00	6,540.00	0.00
A 1060.4460-09-0000	Postage Districtwide	Administrative	1,836.00	3,300.00	1,464.00
A 1060.4480-09-0000	Rental Districtwide	Administrative	4,950.00	4,950.00	0.00
A 1060.4910-39-0000	BOCES Services Miscellaneous	Administrative	25,160.00	25,160.00	0.00
A 1060.5010-09-0000	Supplies and Materials Districtwide	Administrative	682.00	682.00	0.00
District Meetings			39,168.00	40,632.00	1,464.00
A 1240.1500-98-0000	Salaries Cert. Salaries	Administrative	271,702.00	277,111.00	5,409.00
A 1240.1502-98-0000	Compensated Car Allowance	Administrative	6,000.00	6,000.00	0.00
A 1240.1590-98-0000	Sal. Cert. Other Salaries	Administrative	11,529.00	11,880.00	351.00
A 1240.1600-98-0000	Salaries Non-cert. Salaries	Administrative	74,331.00	76,399.00	2,068.00
A 1240.4390-09-0000	Miscellaneous Expenses Districtwide	Administrative	2,650.00	2,650.00	0.00
A 1240.4450-09-0000	Travel Districtwide	Administrative	7,100.00	7,100.00	0.00
A 1240.4510-09-0000	Dues/Fees Districtwide	Administrative	4,974.00	4,974.00	0.00
A 1240.5010-09-0000	Supplies and Materials Districtwide	Administrative	3,440.00	3,440.00	0.00
Superintendent's Office			381,726.00	389,554.00	7,828.00
A 1310.1500-98-0000	Salaries Cert. Salaries	Administrative	255,276.00	260,263.00	4,987.00
A 1310.1502-98-0000	Compensated Car Allowance	Administrative	6,000.00	6,000.00	0.00
A 1310.1590-98-0000	Sal. Cert. Other Salaries	Administrative	11,262.00	11,595.00	333.00
A 1310.1600-98-0000	Salaries Non-cert. Salaries	Administrative	625,751.00	646,420.00	20,669.00
A 1310.1630-98-0000	Sal. Non-cert. OT Salaries	Administrative	8,000.00	8,000.00	0.00
A 1310.1660-98-0000	Sal. Non-cert. Hrly Subs Salaries	Administrative	6,000.00	6,000.00	0.00
A 1310.2410-09-0000	Equipment Districtwide	Administrative	2,000.00	2,000.00	0.00
A 1310.4390-09-0000	Miscellaneous Expenses Districtwide	Administrative	5,100.00	5,100.00	0.00
A 1310.4440-09-0000	Other Professional Service	Administrative	35,000.00	35,000.00	0.00
A 1310.4450-09-0000	Travel Districtwide	Administrative	1,200.00	1,000.00	-200.00
A 1310.4460-09-0000	Postage Districtwide	Administrative	23,300.00	25,000.00	1,700.00
A 1310.4470-09-0000	Maint/Repair Equipment Districtwide	Administrative	2,000.00	1,500.00	-500.00
A 1310.4910-27-0000	BOCES Services Pentamotion/nVision	Administrative	76,500.00	76,500.00	0.00
A 1310.4910-35-0000	BOCES Services Purchasing	Administrative	9,500.00	9,500.00	0.00
A 1310.4910-39-0000	BOCES Services Miscellaneous	Administrative	48,000.00	45,000.00	-3,000.00
A 1310.4910-54-0000	BOCES Services Employee Assistance	Administrative	25,000.00	25,000.00	0.00
A 1310.5010-09-0000	Supplies and Materials Districtwide	Administrative	9,500.00	9,500.00	0.00
Business Office			1,149,389.00	1,173,378.00	23,989.00
A 1321.4420-09-0000	Auditors Districtwide	Administrative	95,000.00	95,000.00	0.00
Auditing Services			95,000.00	95,000.00	0.00
A 1325.1600-98-0000	Salaries Non-cert. Salaries	Administrative	13,122.00	13,384.00	262.00
Treasurer			13,122.00	13,384.00	262.00
A 1381.4080-09-0000	Admin Charges-Debt Servicing Districtwide	Administrative	2,500.00	2,500.00	0.00
Admin Fees for Debt Service			2,500.00	2,500.00	0.00
A 1420.4410-09-0000	Attorneys Districtwide	Administrative	94,500.00	94,500.00	0.00
Legal Services			94,500.00	94,500.00	0.00



SAYVILLE PUBLIC SCHOOLS

2021-22 Three-Part Component Budget

Administrative Components:

Account	Description	Component	2020-21yr	2021-22yr	Dollar Difference
A 1430.1500-98-0000	Salaries Cert. Salaries	Administrative	208,289.00	214,807.00	6,518.00
A 1430.1590-98-0000	Salaries Cert. Other Salaries	Administrative	8,762.00	9,284.00	522.00
A 1430.1600-98-0000	Salaries Non-cert. Salaries	Administrative	152,478.00	157,031.00	4,553.00
A 1430.1630-98-0000	Sal. Non-cert. OT Salaries	Administrative	2,500.00	2,500.00	0.00
A 1430.1660-98-0000	Sal. Non-cert. Hrly Subs Salaries	Administrative	2,500.00	2,500.00	0.00
A 1430.4390-09-0000	Miscellaneous Expenses Districtwide	Administrative	2,165.00	2,000.00	-165.00
A 1430.4450-07-0000	Travel Administration Bldg	Administrative	1,000.00	1,000.00	0.00
A 1430.4910-28-0000	BOCES Services Sub-Services	Administrative	38,000.00	42,500.00	4,500.00
A 1430.5010-09-0000	Supplies and Materials Districtwide	Administrative	1,400.00	1,400.00	0.00
Personnel Office			417,094.00	433,022.00	15,928.00
A 1460.1650-98-0000	Sal. Non-cert. Hrly Salaries	Administrative	32,258.00	32,812.00	554.00
A 1460.4440-09-0000	Other Professional Service Districtwide	Administrative	5,500.00	5,500.00	0.00
A 1460.5010-09-0000	Supplies and Materials Districtwide	Administrative	3,975.00	3,975.00	0.00
Records Management			41,733.00	42,287.00	554.00
A 1480.1600-98-0000	Salaries Non-cert. Salaries	Administrative	72,883.00	74,438.00	1,555.00
A 1480.4390-09-0000	Miscellaneous Expenses Districtwide	Administrative	2,000.00	2,000.00	0.00
A 1480.5010-09-0000	Supplies and Materials Districtwide	Administrative	1,020.00	1,040.00	20.00
Public Information			75,903.00	77,478.00	1,575.00
A 1620.1600-98-0000	Salaries Non-cert.-Cust./Super./Clerical	Administrative	128,775.00	138,941.00	10,166.00
Plant Operation & Custodial			128,775.00	138,941.00	10,166.00
A 1670.1600-98-0000	Salaries Non-cert. Salaries	Administrative	70,000.00	71,400.00	1,400.00
A 1670.1630-98-0000	Sal. Non-cert. OT Salaries	Administrative	13,200.00	10,000.00	-3,200.00
A 1670.1660-98-0000	Sal. Non-cert. Hrly Subs Salaries	Administrative	4,000.00	3,000.00	-1,000.00
A 1670.2410-09-0000	Equipment Districtwide	Administrative	0.00	13,040.00	13,040.00
A 1670.4470-09-0000	Maint/Repair Equipment Districtwide	Administrative	5,500.00	5,500.00	0.00
A 1670.4580-09-0000	Photocopy Rental Districtwide	Administrative	56,400.00	45,000.00	-11,400.00
A 1670.4910-39-0000	BOCES Services Miscellaneous	Administrative	30,000.00	25,000.00	-5,000.00
A 1670.5010-09-0000	Supplies and Materials Districtwide	Administrative	5,000.00	6,000.00	1,000.00
A 1670.5070-09-0000	Supplies Photocopying Districtwide	Administrative	30,000.00	20,000.00	-10,000.00
Printing Office			214,100.00	198,940.00	-15,160.00
A 1910.4070-09-0000	Insurance Districtwide	Administrative	472,500.00	472,500.00	0.00
General Insurance			472,500.00	472,500.00	0.00
A 1920.4510-09-0000	Dues/Fees Districtwide	Administrative	24,100.00	24,100.00	0.00
School Association Dues			24,100.00	24,100.00	0.00
A 1981.4910-09-0000	BOCES Services Districtwide	Administrative	298,923.00	298,000.00	-923.00
BOCES Services Admin			298,923.00	298,000.00	-923.00
A 1983.4910-09-0000	BOCES Services Districtwide	Administrative	140,000.00	140,000.00	0.00
BOCES Rental Costs			140,000.00	140,000.00	0.00
A 2010.1500-98-2012	Salaries Cert.	Administrative	195,877.00	200,166.00	4,289.00
A 2010.1590-98-2012	Sal. Cert. Other Salaries	Administrative	8,245.00	8,674.00	429.00
A 2010.1600-98-2012	Salaries Non-cert. Salaries	Administrative	23,448.00	24,725.00	1,277.00
A 2010.1660-98-2012	Sal. Non-cert. Hrly Subs Salaries	Administrative	500.00	500.00	0.00
A 2010.2410-09-2012	Equipment Districtwide	Administrative	1,000.00	1,000.00	0.00
A 2010.4390-09-2012	Miscellaneous Expenses Districtwide	Administrative	5,000.00	5,000.00	0.00
A 2010.4450-09-2012	Travel Districtwide	Administrative	3,000.00	3,000.00	0.00
A 2010.5010-07-2012	Supplies and Materials Administration Bldg	Administrative	1,230.00	1,230.00	0.00
A 2010.5010-09-2012	Supplies and Materials Districtwide	Administrative	5,461.00	5,461.00	0.00
Curriculum Office			243,761.00	249,756.00	5,995.00
A 2010.1500-98-2013	Salaries Cert. Salaries	Administrative	107,730.00	109,794.00	2,064.00
A 2010.1590-98-2013	Sal. Cert. Other Salaries	Administrative	7,892.00	8,293.00	401.00



SAYVILLE PUBLIC SCHOOLS

2021-22 Three-Part Component Budget

Administrative Components:

Account	Description	Component	2020-21yr	2021-22yr	Dollar Difference
A 2010.1600-98-2013	Salaries Non-cert. Salaries	Administrative	80,799.00	82,330.00	1,531.00
A 2010.1630-98-2013	Sal. Non-cert. OT Salaries	Administrative	200.00	200.00	0.00
A 2010.1660-98-2013	Sal. Non-cert. Hrly Subs Salaries	Administrative	200.00	200.00	0.00
A 2010.4390-09-2013	Miscellaneous Expenses Districtwide	Administrative	500.00	500.00	0.00
A 2010.4450-09-2013	Travel Districtwide	Administrative	500.00	500.00	0.00
A 2010.4470-09-2013	Maint/Repair Equipment Districtwide	Administrative	150.00	150.00	0.00
A 2010.5010-09-2013	Supplies and Materials Districtwide	Administrative	6,000.00	6,000.00	0.00
Pupil Services Office			203,971.00	207,967.00	3,996.00
A 2020.1500-01-0000	Salaries Cert. Salaries	Administrative	758,612.00	789,801.00	31,189.00
A 2020.1500-02-0000	Salaries Cert. Salaries	Administrative	359,574.00	371,052.00	11,478.00
A 2020.1500-03-0000	Salaries Cert. Salaries	Administrative	198,970.00	201,743.00	2,773.00
A 2020.1500-05-0000	Salaries Cert. Salaries	Administrative	163,283.00	166,989.00	3,706.00
A 2020.1500-06-0000	Salaries Cert. Salaries	Administrative	188,561.00	197,389.00	8,828.00
A 2020.1600-01-0000	Salaries Non-cert. Salaries	Administrative	169,107.00	175,668.00	6,561.00
A 2020.1600-02-0000	Salaries Non-cert. Salaries	Administrative	104,276.00	112,014.00	7,738.00
A 2020.1600-03-0000	Salaries Non-cert. Salaries	Administrative	94,918.00	99,687.00	4,769.00
A 2020.1600-05-0000	Salaries Non-cert. Salaries	Administrative	132,891.00	137,553.00	4,662.00
A 2020.1600-06-0000	Salaries Non-cert. Salaries	Administrative	131,496.00	135,202.00	3,706.00
A 2020.1630-01-0000	Sal. Non-cert. OT Salaries	Administrative	3,000.00	2,500.00	-500.00
A 2020.1630-02-0000	Sal. Non-cert. OT Salaries	Administrative	3,000.00	3,000.00	0.00
A 2020.1630-03-0000	Sal. Non-cert. OT Salaries	Administrative	1,725.00	1,725.00	0.00
A 2020.1630-05-0000	Sal. Non-cert. OT Salaries	Administrative	1,725.00	1,725.00	0.00
A 2020.1630-06-0000	Sal. Non-cert. OT Salaries	Administrative	1,725.00	1,725.00	0.00
A 2020.1660-01-0000	Sal. Non-cert. Hrly Subs Salaries	Administrative	4,500.00	4,500.00	0.00
A 2020.1660-02-0000	Sal. Non-cert. Hrly Subs Salaries	Administrative	4,500.00	4,500.00	0.00
A 2020.1660-03-0000	Sal. Non-cert. Hrly Subs Salaries	Administrative	3,270.00	3,270.00	0.00
A 2020.1660-05-0000	Sal. Non-cert. Hrly Subs Salaries	Administrative	3,270.00	3,270.00	0.00
A 2020.1660-06-0000	Sal. Non-cert. Hrly Subs Salaries	Administrative	3,270.00	3,270.00	0.00
A 2020.4390-01-0000	Miscellaneous Expenses Senior High School	Administrative	2,100.00	2,100.00	0.00
A 2020.4390-02-0000	Miscellaneous Expenses Middle School	Administrative	3,400.00	3,400.00	0.00
A 2020.4390-03-0000	Miscellaneous Expenses Cherry Ave Elem Sch	Administrative	900.00	900.00	0.00
A 2020.4390-05-0000	Miscellaneous Expenses Lincoln Ave Elem Sc	Administrative	450.00	450.00	0.00
A 2020.4390-06-0000	Miscellaneous Expenses Sunrise Drive Elem S	Administrative	850.00	800.00	-50.00
A 2020.4390-09-0000	Miscellaneous Expenses Districtwide	Administrative	8,200.00	8,000.00	-200.00
A 2020.4450-01-0000	Travel Senior High School	Administrative	1,000.00	1,000.00	0.00
A 2020.4450-02-0000	Travel Middle School	Administrative	3,200.00	3,200.00	0.00
A 2020.4450-03-0000	Travel Cherry Ave Elem Sch	Administrative	1,000.00	1,000.00	0.00
A 2020.4450-05-0000	Travel Lincoln Ave Elem Sch	Administrative	1,000.00	1,000.00	0.00
A 2020.4450-06-0000	Travel Sunrise Drive Elem Sch	Administrative	1,000.00	1,000.00	0.00
A 2020.4460-01-0000	Postage Senior High School	Administrative	8,160.00	10,745.00	2,585.00
A 2020.4460-02-0000	Postage Middle School	Administrative	8,160.00	9,500.00	1,340.00
A 2020.4460-03-0000	Postage Cherry Ave Elem Sch	Administrative	2,244.00	2,700.00	456.00
A 2020.4460-05-0000	Postage Lincoln Ave Elem Sch	Administrative	2,244.00	2,700.00	456.00
A 2020.4460-06-0000	Postage Sunrise Drive Elem Sch	Administrative	2,244.00	2,700.00	456.00
A 2020.4470-01-0000	Maint/Repair Equipment Senior High School	Administrative	500.00	500.00	0.00
A 2020.4470-02-0000	Maint/Repair Equipment Middle School	Administrative	180.00	180.00	0.00
A 2020.4470-03-0000	Maint/Repair Equipment Cherry Ave Elem Sc	Administrative	100.00	100.00	0.00
A 2020.4580-01-0000	Photocopy Rental Senior High School	Administrative	52,700.00	49,000.00	-3,700.00
A 2020.4580-02-0000	Photocopy Rental Middle School	Administrative	38,000.00	28,000.00	-10,000.00
A 2020.4580-03-0000	Photocopy Rental Cherry Ave Elem Sch	Administrative	21,000.00	17,000.00	-4,000.00
A 2020.4580-05-0000	Photocopy Rental Lincoln Ave Elem Sch	Administrative	21,000.00	17,000.00	-4,000.00



SAYVILLE PUBLIC SCHOOLS

2021-22 Three-Part Component Budget

Administrative Components:

Account	Description	Component	2020-21yr	2021-22yr	Dollar Difference
A 2020.4580-06-0000	Photocopy Rental Sunrise Drive Elem Sch	Administrative	21,000.00	18,500.00	-2,500.00
A 2020.4910-38-0000	BOCES Services Test Scoring	Administrative	45,900.00	46,600.00	700.00
A 2020.4910-44-0000	BOCES Services Student Data Information	Administrative	65,000.00	65,000.00	0.00
A 2020.5010-01-0000	Supplies and Materials Senior High School	Administrative	8,500.00	8,500.00	0.00
A 2020.5010-02-0000	Supplies and Materials Middle School	Administrative	3,700.00	3,700.00	0.00
A 2020.5010-03-0000	Supplies and Materials Cherry Ave Elem Sch	Administrative	1,400.00	1,400.00	0.00
A 2020.5010-05-0000	Supplies and Materials Lincoln Ave Elem Sch	Administrative	1,300.00	900.00	-400.00
A 2020.5010-06-0000	Supplies and Materials Sunrise Drive Elem Sc	Administrative	364.00	364.00	0.00
A 2020.5070-01-0000	Supplies Photocopying Senior High School	Administrative	2,600.00	2,600.00	0.00
A 2020.5070-02-0000	Supplies Photocopying Middle School	Administrative	1,200.00	1,200.00	0.00
A 2020.5070-03-0000	Supplies Photocopying Cherry Ave Elem Sch	Administrative	500.00	500.00	0.00
A 2020.5070-05-0000	Supplies Photocopying Lincoln Ave Elem Sch	Administrative	2,240.00	2,240.00	0.00
A 2020.5070-06-0000	Supplies Photocopying Sunrise Drive Elem Sc	Administrative	1,000.00	1,000.00	0.00
Principal's Office			2,666,009.00	2,732,062.00	66,053.00
A 2040.1500-98-3035	Salaries Cert. Salaries	Administrative	9,704.00	9,888.00	184.00
A 2040.1660-98-3035	Sal. Non-cert. Hrly Subs Salaries	Administrative	3,650.00	3,700.00	50.00
A 2040.4390-09-3035	Miscellaneous Expenses Districtwide	Administrative	1,000.00	1,000.00	0.00
A 2040.4460-09-3035	Postage Districtwide	Administrative	1,020.00	1,186.00	166.00
Adult Ed Principal's Office			15,374.00	15,774.00	400.00
A 2040.1500-01-4037	Salaries Cert. Salaries	Administrative	7,596.00	7,718.00	122.00
A 2040.4460-09-4037	Postage Districtwide	Administrative	1,020.00	1,186.00	166.00
Summer School-Principal's Office			8,616.00	8,904.00	288.00
A 9040.4440-09-0000	Other Professional Service Districtwide	Administrative	134,765.00	130,848.00	-3,917.00
A 9050.4440-09-0000	Other Professional Service Districtwide	Administrative	1,500.00	1,500.00	0.00
Unemploy./WC Contractual TPA			136,265.00	132,348.00	-3,917.00
A 9010.8010-09-0000	Employee Benefits Districtwide: ERS	Administrative	252,343.00	281,429.00	29,086.00
A 9020.8010-09-0000	Employee Benefits Districtwide: TRS	Administrative	307,751.00	305,967.00	-1,784.00
A 9030.8010-09-0000	Employee Benefits Districtwide: FICA/Medic	Administrative	382,349.00	387,193.00	4,844.00
A 9040.8010-09-0000	Employee Benefits Districtwide: Workers' Co	Administrative	16,720.00	15,602.00	-1,118.00
A 9045.8030-09-0000	Employee Benefits - Admin Districtwide	Administrative	880.00	880.00	0.00
A 9045.8090-09-0000	Employee Benefits - Admin Districtwide: Life	Administrative	9,250.00	9,100.00	-150.00
A 9050.8010-09-0000	Employee Benefits Districtwide: Unemploym	Administrative	3,800.00	3,940.00	140.00
A 9055.8030-09-0000	Employee Benefits Districtwide	Administrative	4,870.00	4,365.00	-505.00
A 9055.8070-09-0000	Employee Benefits - Admin Districtwide	Administrative	2,566.00	2,320.00	-246.00
A 9055.8090-09-0000	Employee Benefits Admin Districtwide	Administrative	2,143.00	1,834.00	-309.00
A 9060.4440-09-9061	Other Professional Service Districtwide	Administrative	11,000.00	11,000.00	0.00
A 9060.8010-09-9061	Employee Benefits - Districtwide: Health Ins	Administrative	1,011,944.00	829,404.00	-182,540.00
A 9060.8030-09-9065	Employee Benefits - Districtwide: Cler. Denta	Administrative	35,430.00	36,511.00	1,081.00
A 9060.8050-09-9061	Medicare Retiree Reimb. Districtwide	Administrative	102,125.00	86,286.00	-15,839.00
A 9060.8070-09-9065	Employee Benefits - Mang/Confid.: Trust Fur	Administrative	23,840.00	24,000.00	160.00
A 9060.8090-09-9065	Employee Benefits Admin Districtwide: Trust	Administrative	22,370.00	25,500.00	3,130.00
A 9060.8110-09-9061	Declination Reimb. Districtwide	Administrative	13,800.00	13,656.00	-144.00
Admin Benefits Total			2,203,181.00	2,038,987.00	-164,194.00
Administrative Total			9,109,440.00	9,064,957.00	-44,483.00



SAYVILLE PUBLIC SCHOOLS

2021-22 Three-Part Component Budget

Capital Components:

Account	Description	Component	2020-21yr	2021-22yr	Dollar Difference
A 1620.1600-01-0000	Salaries Non-cert.	Capital	630,828.00	647,913.00	17,085.00
A 1620.1600-02-0000	Salaries Non-cert.	Capital	564,762.00	580,181.00	15,419.00
A 1620.1600-03-0000	Salaries Non-cert.	Capital	215,466.00	229,326.00	13,860.00
A 1620.1600-05-0000	Salaries Non-cert.	Capital	285,000.00	294,253.00	9,253.00
A 1620.1600-06-0000	Salaries Non-cert.	Capital	305,590.00	312,583.00	6,993.00
A 1620.1600-98-0000	Salaries Non-cert.-Cust./Super./Clerical	Capital	301,131.00	314,602.00	13,471.00
A 1620.1630-98-0000	Sal. Non-cert. OT Salaries	Capital	150,450.00	150,450.00	0.00
A 1620.1640-98-0000	Sal. Non-cert. OT Security Salaries	Capital	2,000.00	2,000.00	0.00
A 1620.1650-01-0000	Sal. Non-cert. Hrly Salaries	Capital	146,023.00	143,896.00	-2,127.00
A 1620.1650-02-0000	Sal. Non-cert. Hrly Salaries	Capital	169,504.00	176,173.00	6,669.00
A 1620.1650-03-0000	Sal. Non-cert. Hrly Salaries	Capital	22,929.00	27,095.00	4,166.00
A 1620.1650-05-0000	Sal. Non-cert. Hrly Salaries	Capital	0.00	24,336.00	24,336.00
A 1620.1650-98-0000	Sal. Non-cert. Hrly Salaries	Capital	45,211.00	22,989.00	-22,222.00
A 1620.1660-98-0000	Sal. Non-cert. Hrly Subs Salaries	Capital	125,000.00	120,000.00	-5,000.00
A 1620.1680-98-0000	Sal. Non-cert. Unused SL/Vac Salaries	Capital	5,000.00	5,000.00	0.00
A 1620.1690-01-0000	Non-cert. Security Guard Salaries	Capital	332,235.00	355,272.00	23,037.00
A 1620.1690-02-0000	Non-cert. Security Guard Salaries	Capital	129,614.00	131,693.00	2,079.00
A 1620.1690-03-0000	Non-cert. Security Guard Salaries	Capital	103,643.00	105,305.00	1,662.00
A 1620.1690-05-0000	Non-cert. Security Guard Salaries	Capital	103,643.00	105,305.00	1,662.00
A 1620.1690-06-0000	Non-cert. Security Guard Salaries	Capital	103,641.00	105,305.00	1,664.00
A 1620.1690-98-0000	Non-cert. Security Guard Salaries	Capital	97,426.00	101,709.00	4,283.00
A 1620.2410-09-0000	Equipment Districtwide	Capital	27,000.00	28,700.00	1,700.00
A 1620.4210-09-0000	Refuse Collection Districtwide	Capital	75,000.00	75,000.00	0.00
A 1620.4220-09-0000	Monitor Security System Districtwide	Capital	15,000.00	15,000.00	0.00
A 1620.4260-09-0000	Other Build/Grnds Repairs Districtwide	Capital	60,110.00	62,250.00	2,140.00
A 1620.4310-09-0000	Fuel Oil Districtwide	Capital	48,000.00	48,000.00	0.00
A 1620.4320-01-0000	Electricity-High School	Capital	228,000.00	216,600.00	-11,400.00
A 1620.4320-02-0000	Electricity-Middle School	Capital	280,000.00	266,000.00	-14,000.00
A 1620.4320-03-0000	Electricity-Cherry Ave	Capital	50,000.00	47,500.00	-2,500.00
A 1620.4320-05-0000	Electricity-Lincoln Ave	Capital	80,000.00	80,000.00	0.00
A 1620.4320-06-0000	Electricity-Sunrise Dr	Capital	73,000.00	73,000.00	0.00
A 1620.4320-07-0000	Electricity-Admin Bldg	Capital	40,000.00	40,000.00	0.00
A 1620.4320-08-0000	Electricity-Garfield Ave	Capital	12,000.00	11,000.00	-1,000.00
A 1620.4320-09-0000	Electricity Districtwide	Capital	8,000.00	8,000.00	0.00
A 1620.4320-10-0000	Electricity-Old JHS	Capital	61,000.00	61,000.00	0.00
A 1620.4330-01-0000	Gas-High School	Capital	101,500.00	101,500.00	0.00
A 1620.4330-02-0000	Gas-Middle School	Capital	130,000.00	130,000.00	0.00
A 1620.4330-03-0000	Gas-Cherry Ave	Capital	45,000.00	45,000.00	0.00
A 1620.4330-05-0000	Gas-Lincoln Ave	Capital	30,000.00	30,000.00	0.00
A 1620.4330-06-0000	Gas-Sunrise Dr	Capital	42,000.00	42,000.00	0.00
A 1620.4330-07-0000	Gas-Admin Bldg	Capital	9,000.00	9,000.00	0.00
A 1620.4330-08-0000	Gas-Garfield Ave	Capital	9,000.00	9,000.00	0.00
A 1620.4330-10-0000	Gas-Old JHS	Capital	50,000.00	45,000.00	-5,000.00
A 1620.4340-01-0000	Water-High School	Capital	9,000.00	9,000.00	0.00
A 1620.4340-02-0000	Water-Middle School	Capital	5,000.00	5,000.00	0.00
A 1620.4340-03-0000	Water-Cherry Ave	Capital	6,900.00	6,900.00	0.00
A 1620.4340-04-0000	Water-Greene Ave	Capital	1,000.00	1,000.00	0.00
A 1620.4340-05-0000	Water-Lincoln Ave	Capital	3,000.00	3,000.00	0.00
A 1620.4340-06-0000	Water-Sunrise Dr	Capital	3,000.00	3,000.00	0.00
A 1620.4340-07-0000	Water-Admin Bldg	Capital	3,100.00	3,100.00	0.00
A 1620.4340-08-0000	Water- Garfield Ave	Capital	1,000.00	1,000.00	0.00



SAYVILLE PUBLIC SCHOOLS

2021-22 Three-Part Component Budget

Capital Components:

Account	Description	Component	2020-21yr	2021-22yr	Dollar Difference
A 1620.4340-10-0000	Water-Old JHS	Capital	3,800.00	3,800.00	0.00
A 1620.4350-09-0000	Telephone Districtwide	Capital	200,000.00	200,000.00	0.00
A 1620.4390-09-0000	Miscellaneous Expenses Districtwide	Capital	12,340.00	13,840.00	1,500.00
A 1620.4450-09-0000	Travel Districtwide	Capital	3,500.00	3,500.00	0.00
A 1620.4470-09-0000	Maint/Repair Equipment Districtwide	Capital	12,000.00	12,000.00	0.00
A 1620.5010-09-0000	Supplies and Materials Districtwide	Capital	9,000.00	9,000.00	0.00
A 1620.5400-09-0000	Custodial Cleaning Supplies Districtwide	Capital	99,000.00	135,000.00	36,000.00
A 1620.5420-09-0000	Custodial Pool Supplies Districtwide	Capital	23,500.00	23,000.00	-500.00
A 1620.5430-09-0000	Custodial Paper Supplies Districtwide	Capital	30,500.00	32,500.00	2,000.00

Plant Operation & Custodial			5,738,346.00	5,863,576.00	125,230.00
--	--	--	---------------------	---------------------	-------------------

A 1621.1600-98-0000	Salaries Non-cert. Salaries	Capital	874,558.00	891,910.00	17,352.00
A 1621.1630-98-0000	Sal. Non-cert. OT Salaries	Capital	81,100.00	80,000.00	-1,100.00
A 1621.1660-98-0000	Sal. Non-cert. Hrly Subs Salaries	Capital	39,280.00	39,000.00	-280.00
A 1621.2410-09-0000	Equipment Districtwide	Capital	86,450.00	64,000.00	-22,450.00
A 1621.4230-09-0000	Glass Replacement Districtwide	Capital	15,575.00	14,500.00	-1,075.00
A 1621.4240-09-0000	Heat/Air Cond Repairs Districtwide	Capital	94,000.00	98,000.00	4,000.00
A 1621.4250-09-0000	Building Equipment Repairs Districtwide	Capital	60,000.00	66,000.00	6,000.00
A 1621.4260-09-0000	Other Build/Grnds Repairs Districtwide	Capital	82,500.00	83,500.00	1,000.00
A 1621.4280-01-0000	Special Build/Grnds Repairs Senior High Schc	Capital	52,000.00	55,000.00	3,000.00
A 1621.4280-02-0000	Special Build/Grnds Repairs Middle School	Capital	30,000.00	33,000.00	3,000.00
A 1621.4280-03-0000	Special Build/Grnds Repairs Cherry Ave Elem	Capital	32,000.00	32,000.00	0.00
A 1621.4280-04-0000	Special Build/Grnds Repairs Greene Ave Elem	Capital	2,500.00	3,500.00	1,000.00
A 1621.4280-05-0000	Special Build/Grnds Repairs Lincoln Ave Elem	Capital	44,000.00	44,000.00	0.00
A 1621.4280-06-0000	Special Build/Grnds Repairs Sunrise Drive Ele	Capital	33,000.00	33,500.00	500.00
A 1621.4280-07-0000	Special Build/Grnds Repairs Administration B	Capital	5,000.00	5,000.00	0.00
A 1621.4280-08-0000	Special Build/Grnds Repairs Garfield Ave Bldg	Capital	0.00	7,500.00	7,500.00
A 1621.4280-09-0000	Special Build/Grnds Repairs Districtwide	Capital	25,000.00	25,000.00	0.00
A 1621.4280-10-0000	Special Build/Grnds Repairs Old Junior High S	Capital	30,000.00	20,000.00	-10,000.00
A 1621.4440-09-0000	Other Professional Service Districtwide	Capital	105,000.00	80,000.00	-25,000.00
A 1621.4470-09-0000	Maint/Repair Equipment Districtwide	Capital	57,000.00	60,000.00	3,000.00
A 1621.4480-09-0000	Rental Districtwide	Capital	13,500.00	13,500.00	0.00
A 1621.5450-90-0000	Building Maint Supplies Painting	Capital	13,000.00	13,000.00	0.00
A 1621.5450-91-0000	Building Maint Supplies Carpentry	Capital	50,000.00	50,000.00	0.00
A 1621.5450-92-0000	Building Maint Supplies Elect/Plumb/Heat	Capital	92,000.00	95,000.00	3,000.00
A 1621.5450-93-0000	Building Maint Supplies Other Maint	Capital	22,000.00	23,500.00	1,500.00
A 1621.5530-90-0000	Grounds Maint Supplies Painting	Capital	21,300.00	21,800.00	500.00
A 1621.5530-93-0000	Grounds Maint Supplies Other Maint	Capital	20,500.00	20,000.00	-500.00
A 1621.5530-94-0000	Grounds Maint Supplies Gasoline	Capital	30,000.00	30,000.00	0.00
A 1621.5530-96-0000	Grounds Maint Supplies Concrete/Tools	Capital	5,750.00	5,200.00	-550.00
A 1621.5530-97-0000	Grounds Maint Supplies Seeds/Sand/Fert	Capital	28,900.00	28,400.00	-500.00

Plant Maintenance & Grounds			2,045,913.00	2,035,810.00	-10,103.00
--	--	--	---------------------	---------------------	-------------------

A 1631.4250-10-0000	Building Equipment Repairs Old JHS	Capital	6,500.00	6,500.00	0.00
A 1631.4260-10-0000	Other Build/Grnds Repairs Old JHS	Capital	8,000.00	8,000.00	0.00
A 1631.5430-10-0000	Custodial Paper Supplies Districtwide	Capital	4,500.00	4,500.00	0.00
A 1631.5450-10-0000	Building Maint Supplies Supplies	Capital	5,000.00	5,000.00	0.00

Plant Maintenance Old JHS			24,000.00	24,000.00	0.00
----------------------------------	--	--	------------------	------------------	-------------

A 9010.8010-09-0000	Employee Benefits Districtwide: ERS	Capital	629,633.00	674,277.00	44,644.00
A 9030.8010-09-0000	Employee Benefits Districtwide: FICA/Medic	Capital	372,158.00	381,850.00	9,692.00
A 9040.8010-09-0000	Employee Benefits Districtwide: Workers' Co	Capital	31,117.00	25,186.00	-5,931.00
A 9050.8010-09-0000	Employee Benefits Districtwide: Unemploym	Capital	7,011.00	6,360.00	-651.00
A 9055.8030-09-0000	Employee Benefits Districtwide	Capital	3,650.00	3,260.00	-390.00



SAYVILLE PUBLIC SCHOOLS

2021-22 Three-Part Component Budget

Capital Components:

Account	Description	Component	2020-21yr	2021-22yr	Dollar Difference
A 9060.8010-09-9061	Employee Benefits - Districtwide: Health Insu	Capital	1,883,281.00	1,339,887.00	-543,394.00
A 9060.8040-09-9065	Employee Benefits - Districtwide: Cust. Dent:	Capital	47,529.00	47,438.00	-91.00
A 9060.8050-09-9061	Medicare Retiree Reimb. Districtwide	Capital	190,060.00	139,394.00	-50,666.00
A 9060.8110-09-9061	Declination Reimb. Districtwide	Capital	2,300.00	0.00	-2,300.00
Capital Benefits Total			3,166,739.00	2,617,652.00	-549,087.00
A 9710.6030-59-0000	Public Library Principal Payments Districtwid	Capital	645,000.00	640,000.00	-5,000.00
A 9710.7030-59-0000	Public Library Interest Payments Districtwide	Capital	208,800.00	183,000.00	-25,800.00
Library Bonds			853,800.00	823,000.00	-30,800.00
A 9711.6030-09-0000	Serial Bond Principal Payments Districtwide	Capital	2,110,000.00	1,820,000.00	-290,000.00
A 9711.7030-09-0000	Serial Bond Interest Payments Districtwide	Capital	672,025.00	599,875.00	-72,150.00
Bonds School Construction			2,782,025.00	2,419,875.00	-362,150.00
A 9760.7030-09-0000	TAN Interest Payments	Capital	210,000.00	205,000.00	-5,000.00
Tax Anticipation Notes			210,000.00	205,000.00	-5,000.00
A 9789.6030-09-0000	EPC Principal Payments Districtwide	Capital	885,831.00	913,213.00	27,382.00
A 9789.7030-09-0000	EPC Interest Payments Districtwide	Capital	287,014.00	259,633.00	-27,381.00
Bond School Construction-EPC			1,172,845.00	1,172,846.00	1.00
A 9950.9700-09-0000	Transfer To Capital Fund	Capital	800,000.00	800,000.00	0.00
Transfer to Capital Fund			800,000.00	800,000.00	0.00
Capital Total			16,793,668.00	15,961,759.00	-831,909.00



SAYVILLE PUBLIC SCHOOLS

2021-22 Three-Part Component Budget

Program Components:

Account	Description	Component	2020-21yr	2021-22yr	Dollar Difference
A 1420.4410-09-0000	Attorneys Districtwide	Program	220,500.00	220,500.00	0.00
Legal Services Total			220,500.00	220,500.00	0.00
A 2040.1300-01-4337	Salaries Cert. Sec. Salaries	Program	82,000.00	80,000.00	-2,000.00
A 2040.1880-01-4337	Sal. Non-cert. Monitors & Aids Salaries	Program	17,000.00	17,000.00	0.00
Teaching Summer School			99,000.00	97,000.00	-2,000.00
A 2070.1550-98-0000	Sal. Cert. Hrly Salaries	Program	14,500.00	14,500.00	0.00
A 2070.4390-09-0000	Miscellaneous Expenses Districtwide	Program	100,000.00	100,000.00	0.00
A 2070.4910-45-0000	BOCES Services Inservice Education	Program	25,000.00	25,000.00	0.00
Inservice Training			139,500.00	139,500.00	0.00
A 2110.1220-98-0000	Sal. Cert. Elem. Home Teach-Teaching Day Sc Program		2,545.00	2,545.00	0.00
A 2110.1260-03-0000	Sal. Cert. Elem. Research Gr -Teaching Day Sc Program		2,500.00	2,500.00	0.00
A 2110.1260-05-0000	Sal. Cert. Elem. Research Gr -Teaching Day Sc Program		2,500.00	2,500.00	0.00
A 2110.1260-06-0000	Sal. Cert. Elem. Research Gr -Teaching Day Sc Program		2,500.00	2,500.00	0.00
A 2110.1320-98-0000	Sal. Cert. Sec. Home Teach- Teaching Day Sc Program		30,000.00	30,000.00	0.00
A 2110.1330-98-0000	Sal. Cert. Sec. Special Work-Teaching Day Sc Program		11,000.00	11,000.00	0.00
A 2110.1350-01-0000	Sal. Cert. Sec. Hrly-Teaching Day School	Program	18,200.00	18,000.00	-200.00
A 2110.1350-02-0000	Sal. Cert. Sec. Hrly-Teaching Day School	Program	18,200.00	18,000.00	-200.00
A 2110.1360-01-0000	Sal. Cert. Sec. Research Grt- Teaching Day Sc Program		3,750.00	3,750.00	0.00
A 2110.1360-02-0000	Sal. Cert. Sec. Research Grt- Teaching Day Sc Program		3,750.00	3,750.00	0.00
A 2110.1390-01-0000	Sal. Cert. Sec. Other-Teaching Day School	Program	1,400.00	1,400.00	0.00
A 2110.1390-02-0000	Sal. Cert. Sec. Other-Teaching Day School	Program	1,400.00	1,400.00	0.00
A 2110.1490-01-0000	Sal. Cert. Substitute Teach- Teaching Day Sch Program		168,375.00	170,900.00	2,525.00
A 2110.1490-02-0000	Sal. Cert. Substitute Teach- Teaching Day Sch Program		168,375.00	170,900.00	2,525.00
A 2110.1490-03-0000	Sal. Cert. Substitute Teach- Teaching Day Sch Program		92,000.00	93,400.00	1,400.00
A 2110.1490-05-0000	Sal. Cert. Substitute Teach- Teaching Day Sch Program		92,000.00	93,400.00	1,400.00
A 2110.1490-06-0000	Sal. Cert. Substitute Teach- Teaching Day Sch Program		92,000.00	93,400.00	1,400.00
A 2110.1880-01-0000	Sal. Non-cert. Monitors & Aids-Teaching Day Program		121,742.00	81,146.00	-40,596.00
A 2110.1880-02-0000	Sal. Non-cert. Monitors & Aids-Teaching Day Program		89,177.00	88,777.00	-400.00
A 2110.1880-03-0000	Sal. Non-cert. Monitors & Aids-Teaching Day Program		171,105.00	208,416.00	37,311.00
A 2110.1880-05-0000	Sal. Non-cert. Monitors & Aids-Teaching Day Program		156,806.00	224,026.00	67,220.00
A 2110.1880-06-0000	Sal. Non-cert. Monitors & Aids-Teaching Day Program		156,818.00	171,207.00	14,389.00
A 2110.1890-01-0000	Sal. Non-cert. Monitors Subs-Teaching Day Sc Program		7,000.00	7,000.00	0.00
A 2110.1890-02-0000	Sal. Non-cert. Monitors Subs-Teaching Day Sc Program		7,000.00	7,000.00	0.00
A 2110.1890-03-0000	Sal. Non-cert. Monitors Subs-Teaching Day Sc Program		3,800.00	3,800.00	0.00
A 2110.1890-05-0000	Sal. Non-cert. Monitors Subs-Teaching Day Sc Program		3,800.00	3,800.00	0.00
A 2110.1890-06-0000	Sal. Non-cert. Monitors Subs-Teaching Day Sc Program		3,800.00	3,800.00	0.00
A 2110.4440-09-0000	Other Professional Service Districtwide-Teach Program		100,000.00	90,000.00	-10,000.00
A 2110.4710-09-0000	Tuition-Out of District - Public Districtwide-Teach Program		48,000.00	50,000.00	2,000.00
A 2110.4800-09-0000	Textbooks Districtwide-Teaching Day School	Program	335,000.00	335,000.00	0.00
A 2110.4910-42-0000	BOCES Services Outdoor Learning	Program	42,142.00	40,000.00	-2,142.00
A 2110.4910-46-0000	BOCES Services Student Instruction	Program	35,000.00	30,000.00	-5,000.00
A 2110.4910-50-0000	BOCES Services Textbooks BOCES	Program	21,500.00	20,000.00	-1,500.00
Teaching -Day School			2,013,185.00	2,083,317.00	70,132.00
A 2110.1200-03-2121	Salaries Cert. Elem-General Instruction K-5	Program	2,484,810.00	2,405,350.00	-79,460.00
A 2110.1200-05-2121	Salaries Cert. Elem-General Instruction K-5	Program	2,503,064.00	2,657,416.00	154,352.00
A 2110.1200-06-2121	Salaries Cert. Elem-General Instruction K-5	Program	2,239,706.00	2,346,785.00	107,079.00
A 2110.2410-06-2121	Equipment Sunrise Drive Elem Sch-General Instruction Program		2,500.00	0.00	-2,500.00
A 2110.5010-03-2121	Supplies and Materials Cherry Ave Elem Sch- Program		12,600.00	12,600.00	0.00
A 2110.5010-05-2121	Supplies and Materials Lincoln Ave Elem Sch- Program		23,100.00	23,100.00	0.00
A 2110.5010-06-2121	Supplies and Materials Sunrise Drive Elem Sc Program		17,303.00	17,100.00	-203.00
A 2110.5010-09-2121	Supplies and Materials Districtwide-General Program		11,000.00	11,000.00	0.00



SAYVILLE PUBLIC SCHOOLS

2021-22 Three-Part Component Budget

Program Components:

Account	Description	Component	2020-21yr	2021-22yr	Dollar Difference
A 2110.5070-03-2121	Supplies Photocopying Cherry Ave Elem Sch-	Program	4,800.00	4,800.00	0.00
A 2110.5070-05-2121	Supplies Photocopying Lincoln Ave Elem Sch-	Program	5,040.00	5,040.00	0.00
A 2110.5070-06-2121	Supplies Photocopying Sunrise Drive Elem Sc	Program	4,433.00	3,873.00	-560.00
A 2110.5080-03-2121	Supplies-Supp'l Inst'l Materials Cherry Ave E	Program	7,200.00	7,200.00	0.00
A 2110.5080-05-2121	Supplies-Supp'l Inst'l Materials Lincoln Ave E	Program	12,885.00	12,885.00	0.00
A 2110.5080-06-2121	Supplies-Supp'l Inst'l Materials Sunrise Drive	Program	11,300.00	11,300.00	0.00
General Instruction, K-5			7,339,741.00	7,518,449.00	178,708.00
A 2110.1200-02-2124	Salaries Cert. Elem.- General Instruction, Gr.(Program	1,251,574.00	1,419,040.00	167,466.00
General Instruction, 6			1,251,574.00	1,419,040.00	167,466.00
A 2110.1300-01-2125	Salaries Cert. Sec.-English	Program	1,188,642.00	1,222,320.00	33,678.00
A 2110.1300-02-2125	Salaries Cert. Sec.-English	Program	459,484.00	470,684.00	11,200.00
A 2110.5010-01-2125	Supplies and Materials Senior High School-Er	Program	2,790.00	2,790.00	0.00
A 2110.5010-02-2125	Supplies and Materials Middle School-Englis	Program	2,700.00	2,700.00	0.00
Language Arts-English, 7-12			1,653,616.00	1,698,494.00	44,878.00
A 2110.1300-01-2127	Salaries Cert. Sec.-Math	Program	1,279,587.00	1,319,000.00	39,413.00
A 2110.1300-02-2127	Salaries Cert. Sec.-Math	Program	514,826.00	449,253.00	-65,573.00
A 2110.5010-01-2127	Supplies and Materials Senior High School-M	Program	4,400.00	4,400.00	0.00
A 2110.5010-02-2127	Supplies and Materials Middle School-Math	Program	2,750.00	2,750.00	0.00
Mathematics, 7-12			1,801,563.00	1,775,403.00	-26,160.00
A 2110.1300-01-2128	Salaries Cert. Sec.-Science	Program	1,721,648.00	1,807,199.00	85,551.00
A 2110.1300-02-2128	Salaries Cert. Sec.-Science	Program	611,475.00	533,269.00	-78,206.00
A 2110.2410-01-2128	Equipment Senior High School-Science	Program	3,860.00	3,350.00	-510.00
A 2110.4470-01-2128	Maint/Repair Equipment Senior High School-	Program	2,000.00	2,000.00	0.00
A 2110.4470-02-2128	Maint/Repair Equipment Middle School-Scie	Program	5,500.00	5,500.00	0.00
A 2110.5010-01-2128	Supplies and Materials Senior High School-Sc	Program	29,000.00	29,000.00	0.00
A 2110.5010-02-2128	Supplies and Materials Middle School-Scienc	Program	6,900.00	6,900.00	0.00
A 2110.5020-01-2128	Supplies Greenhouse Senior High School-Sci	Program	800.00	800.00	0.00
A 2110.5021-02-2128	Supplies Planetarium Middle School-Science	Program	1,350.00	1,350.00	0.00
Science, 7-12			2,382,533.00	2,389,368.00	6,835.00
A 2110.1300-01-2129	Salaries Cert. Sec.-Social Studies	Program	1,498,518.00	1,547,687.00	49,169.00
A 2110.1300-02-2129	Salaries Cert. Sec.-Social Studies	Program	532,868.00	546,776.00	13,908.00
A 2110.5010-01-2129	Supplies and Materials Senior High School-Sc	Program	3,600.00	3,600.00	0.00
A 2110.5010-02-2129	Supplies and Materials Middle School-Social	Program	2,250.00	2,250.00	0.00
Social Studies, 7-12			2,037,236.00	2,100,313.00	63,077.00
A 2110.1300-01-2130	Salaries Cert. Sec.-Business Ed	Program	203,495.00	192,101.00	-11,394.00
A 2110.1300-02-2130	Salaries Cert. Sec.-Business Ed	Program	117,646.00	124,149.00	6,503.00
A 2110.4450-01-2130	Travel High School: Business Ed	Program	10,000.00	8,000.00	-2,000.00
A 2110.5010-01-2130	Supplies and Materials Senior High School-Bi	Program	8,450.00	8,450.00	0.00
A 2110.5010-02-2130	Supplies and Materials Middle School-Busine	Program	1,600.00	1,600.00	0.00
Business Education			341,191.00	334,300.00	-6,891.00
A 2110.1200-03-2131	Salaries Cert. Elem.-Tech Ed	Program	13,051.00	13,395.00	344.00
A 2110.1200-05-2131	Salaries Cert. Elem.-Tech Ed	Program	13,052.00	13,395.00	343.00
A 2110.1200-06-2131	Salaries Cert. Elem.-Tech Ed	Program	13,052.00	13,395.00	343.00
A 2110.1300-01-2131	Salaries Cert. Sec.-Tech Ed	Program	337,766.00	346,856.00	9,090.00
A 2110.1300-02-2131	Salaries Cert. Sec.-Tech Ed	Program	390,614.00	400,919.00	10,305.00
A 2110.4450-01-2131	Travel High School: Tech Ed	Program	1,200.00	1,200.00	0.00
A 2110.4470-01-2131	Maint/Repair Equipment Senior High School-	Program	600.00	600.00	0.00
A 2110.4510-01-2131	Dues/Fees Senior High School-Tech Ed	Program	5,000.00	5,000.00	0.00
A 2110.5010-01-2131	Supplies and Materials Senior High School-T	Program	19,850.00	19,850.00	0.00
A 2110.5010-02-2131	Supplies and Materials Middle School-Tech E	Program	10,695.00	10,695.00	0.00



SAYVILLE PUBLIC SCHOOLS

2021-22 Three-Part Component Budget

Program Components:

Account	Description	Component	2020-21yr	2021-22yr	Dollar Difference
Technology Education, 6-12			804,880.00	825,305.00	20,425.00
A 2110.1300-02-2132	Salaries Cert. Sec.-Home & Career Skills	Program	230,606.00	241,478.00	10,872.00
A 2110.5010-02-2132	Supplies and Materials Middle School-Home	Program	7,850.00	7,850.00	0.00
Home & Career Skills			238,456.00	249,328.00	10,872.00
A 2110.1300-01-2133	Salaries Cert. Sec.-Health	Program	135,352.00	137,111.00	1,759.00
A 2110.1300-02-2133	Salaries Cert. Sec.-Health	Program	141,355.00	144,938.00	3,583.00
A 2110.5010-01-2133	Supplies and Materials Senior High School-Hi	Program	475.00	475.00	0.00
A 2110.5010-02-2133	Supplies and Materials Middle School-Health	Program	1,100.00	1,405.00	305.00
Health, 6-12			278,282.00	283,929.00	5,647.00
A 2110.1300-01-2136	Salaries Cert. Sec.-Alternative School	Program	133,794.00	137,282.00	3,488.00
Alternative School, 10-12			133,794.00	137,282.00	3,488.00
A 2110.2410-01-2138	Equipment Senior High School-School Wide I	Program	0.00	2,600.00	2,600.00
A 2110.4450-01-2138	Travel/Conference High School-Schoolwide I	Program	13,000.00	10,000.00	-3,000.00
A 2110.4450-02-2138	Travel/Conference Middle School-Schoolwid	Program	1,200.00	1,200.00	0.00
A 2110.4470-01-2138	Maint/Repair Equipment Senior High School-	Program	2,000.00	2,000.00	0.00
A 2110.4470-02-2138	Maint/Repair Equipment Middle School-Schc	Program	500.00	500.00	0.00
A 2110.4490-01-2138	Assemblies & Awards Senior High School-Sch	Program	7,000.00	6,000.00	-1,000.00
A 2110.4490-02-2138	Assemblies & Awards Middle School-Schoolv	Program	3,000.00	3,000.00	0.00
A 2110.4500-01-2138	Commencement Senior High School-Schoolw	Program	11,600.00	11,600.00	0.00
A 2110.4510-01-2138	Dues/Fees Senior High School-Schoolwide In	Program	9,500.00	9,500.00	0.00
A 2110.4510-02-2138	Dues/Fees Middle School-Schoolwide Instruc	Program	2,500.00	2,500.00	0.00
A 2110.5010-01-2138	Supplies and Materials Senior High School-Sc	Program	25,900.00	25,900.00	0.00
A 2110.5010-02-2138	Supplies and Materials Middle School-School	Program	20,100.00	20,100.00	0.00
A 2110.5070-01-2138	Supplies Photocopying Senior High School-Sc	Program	15,000.00	15,000.00	0.00
A 2110.5070-02-2138	Supplies Photocopying Middle School-School	Program	8,200.00	8,200.00	0.00
Schoolwide Instruction, 6-12			119,500.00	118,100.00	-1,400.00
A 2110.4450-09-2151	Travel Districtwide: Indistrict-General Instruc	Program	10,000.00	10,000.00	0.00
General Instruction, k-12			10,000.00	10,000.00	0.00
A 2110.1200-03-2153	Salaries Cert. Elem-Music	Program	202,299.00	209,426.00	7,127.00
A 2110.1200-05-2153	Salaries Cert. Elem-Music	Program	198,169.00	205,208.00	7,039.00
A 2110.1200-06-2153	Salaries Cert. Elem-Music	Program	214,720.00	220,371.00	5,651.00
A 2110.1300-01-2153	Salaries Cert. Sec.-Music	Program	460,885.00	479,792.00	18,907.00
A 2110.1300-02-2153	Salaries Cert. Sec.-Music	Program	583,507.00	598,064.00	14,557.00
A 2110.2410-09-2153	Equipment Districtwide-Music	Program	11,222.00	11,256.00	34.00
A 2110.4390-09-2153	Miscellaneous Expenses Districtwide-Music	Program	300.00	300.00	0.00
A 2110.4440-01-2153	Other Professional Service Senior High Schoc	Program	2,500.00	2,500.00	0.00
A 2110.4450-09-2153	Travel Districtwide: Music	Program	6,000.00	5,000.00	-1,000.00
A 2110.4470-09-2153	Maint/Repair Equipment Districtwide-Music	Program	17,000.00	15,000.00	-2,000.00
A 2110.4480-09-2153	Rental Districtwide-Music	Program	1,500.00	1,500.00	0.00
A 2110.4490-09-2153	Assemblies & Awards Districtwide-Music	Program	3,000.00	3,000.00	0.00
A 2110.4510-09-2153	Dues/Fees Districtwide-Music	Program	6,000.00	6,000.00	0.00
A 2110.5010-01-2153	Supplies and Materials Senior High School-M	Program	1,760.00	1,760.00	0.00
A 2110.5010-09-2153	Supplies and Materials Districtwide-Music	Program	22,826.00	21,901.00	-925.00
Music, K-12			1,731,688.00	1,781,078.00	49,390.00
A 2110.1200-03-2154	Salaries Cert. Elem.-Art	Program	50,515.00	48,744.00	-1,771.00
A 2110.1200-05-2154	Salaries Cert. Elem.-Art	Program	74,251.00	80,118.00	5,867.00
A 2110.1200-06-2154	Salaries Cert. Elem.-Art	Program	104,419.00	107,153.00	2,734.00
A 2110.1300-01-2154	Salaries Cert. Sec.-Art	Program	562,761.00	583,990.00	21,229.00
A 2110.1300-02-2154	Salaries Cert. Sec.-Art	Program	182,320.00	191,369.00	9,049.00
A 2110.4450-09-2154	Travel Districtwide: Art	Program	2,000.00	2,000.00	0.00
A 2110.4470-09-2154	Maint/Repair Equipment Districtwide-Art	Program	900.00	900.00	0.00



SAYVILLE PUBLIC SCHOOLS

2021-22 Three-Part Component Budget

Program Components:

Table with columns: Account, Description, Component, 2020-21yr, 2021-22yr, Dollar Difference. Rows include categories like Art, k-12; Physical Education, k-12; Foreign Language, 6-12; and Gifted & Talented.



SAYVILLE PUBLIC SCHOOLS

2021-22 Three-Part Component Budget

Program Components:

Account	Description	Component	2020-21yr	2021-22yr	Dollar Difference
A 2250.1760-02-0000	Sal. Non-cert. Sp Ed Aides Salaries	Program	535,743.00	447,632.00	-88,111.00
A 2250.1760-03-0000	Sal. Non-cert. Sp Ed Aides Salaries	Program	110,931.00	183,317.00	72,386.00
A 2250.1760-05-0000	Sal. Non-cert. Sp Ed Aides Salaries	Program	733,554.00	523,074.00	-210,480.00
A 2250.1760-06-0000	Sal. Non-cert. Sp Ed Aides Salaries	Program	369,713.00	255,663.00	-114,050.00
A 2250.1790-01-0000	Sal. Non-cert. Aides Subs Salaries	Program	26,000.00	26,000.00	0.00
A 2250.1790-02-0000	Sal. Non-cert. Aides Subs Salaries	Program	26,000.00	26,000.00	0.00
A 2250.1790-03-0000	Sal. Non-cert. Aides Subs Salaries	Program	10,000.00	10,000.00	0.00
A 2250.1790-05-0000	Sal. Non-cert. Aides Subs Salaries	Program	12,000.00	12,000.00	0.00
A 2250.1790-06-0000	Sal. Non-cert. Aides Subs Salaries	Program	12,000.00	12,000.00	0.00
A 2250.2410-09-0000	Equipment Districtwide	Program	5,500.00	5,500.00	0.00
A 2250.4390-09-0000	Miscellaneous Expenses Districtwide	Program	2,000.00	2,000.00	0.00
A 2250.4440-09-0000	Other Professional Service Districtwide	Program	795,600.00	805,100.00	9,500.00
A 2250.4450-09-0000	Travel Districtwide	Program	700.00	700.00	0.00
A 2250.4470-09-0000	Maint/Repair Equipment Districtwide	Program	1,000.00	1,000.00	0.00
A 2250.4580-09-0000	Photocopy Rental Districtwide	Program	4,400.00	4,000.00	-400.00
A 2250.4710-09-0000	Tuition-Out of Dist. - Public Districtwide	Program	140,000.00	145,000.00	5,000.00
A 2250.4720-09-0000	Tuition-Out of Dist. - Other Districtwide	Program	499,184.00	566,480.00	67,296.00
A 2250.4800-01-0000	Textbooks Senior High School	Program	400.00	400.00	0.00
A 2250.4800-02-0000	Textbooks Middle School	Program	400.00	400.00	0.00
A 2250.4800-03-0000	Textbooks Cherry Ave Elem Sch	Program	200.00	200.00	0.00
A 2250.4800-05-0000	Textbooks Lincoln Ave Elem Sch	Program	350.00	350.00	0.00
A 2250.4800-06-0000	Textbooks Sunrise Drive Elem Sch	Program	350.00	350.00	0.00
A 2250.4910-20-0000	BOCES Services Spec Educ BOCES 2	Program	1,681,222.00	1,579,962.00	-101,260.00
A 2250.4910-25-0000	BOCES Services Spec Educ Other BOCES	Program	35,500.00	40,000.00	4,500.00
A 2250.4910-30-0000	BOCES Services SOE	Program	351,306.00	326,869.00	-24,437.00
A 2250.4910-32-0000	BOCES Services Related Services BOCES	Program	1,000,000.00	1,000,000.00	0.00
A 2250.5010-01-0000	Supplies and Materials Senior High School	Program	4,550.00	4,550.00	0.00
A 2250.5010-02-0000	Supplies and Materials Middle School	Program	4,500.00	4,550.00	50.00
A 2250.5010-03-0000	Supplies and Materials Cherry Ave Elem Sch	Program	1,000.00	850.00	-150.00
A 2250.5010-05-0000	Supplies and Materials Lincoln Ave Elem Sch	Program	4,000.00	4,500.00	500.00
A 2250.5010-06-0000	Supplies and Materials Sunrise Drive Elem Sc	Program	3,850.00	3,850.00	0.00
A 2250.5010-09-0000	Supplies and Materials Districtwide	Program	5,000.00	6,000.00	1,000.00
Handicapped Pupils, k-12			10,347,408.00	10,216,657.00	-130,751.00
A 2250.1500-98-2014	Salaries Cert. Salaries	Program	336,629.00	332,651.00	-3,978.00
A 2250.1600-98-2014	Salaries Non-cert. Salaries	Program	226,625.00	227,287.00	662.00
A 2250.1630-98-2014	Sal. Non-cert. OT Salaries	Program	8,000.00	8,000.00	0.00
A 2250.4390-09-2014	Miscellaneous Expenses Districtwide	Program	500.00	500.00	0.00
A 2250.4450-09-2014	Travel Districtwide	Program	900.00	900.00	0.00
A 2250.4470-09-2014	Maint/Repair Equipment Districtwide	Program	315.00	315.00	0.00
A 2250.5010-09-2014	Supplies and Materials Districtwide	Program	5,000.00	5,000.00	0.00
Special Education Office			577,969.00	574,653.00	-3,316.00
A 2250.1500-01-2257	Salaries Cert. -Speech Instruction	Program	110,241.00	114,199.00	3,958.00
A 2250.1500-02-2257	Salaries Cert. -Speech Instruction	Program	169,002.00	178,138.00	9,136.00
A 2250.1500-03-2257	Salaries Cert. -Speech Instruction	Program	74,392.00	79,912.00	5,520.00
A 2250.1500-05-2257	Salaries Cert. -Speech Instruction	Program	232,236.00	243,955.00	11,719.00
A 2250.1500-06-2257	Salaries Cert. -Speech Instruction	Program	94,587.00	100,012.00	5,425.00
A 2250.1500-11-2257	Salaries Cert. -Speech Instruction West Sayvi	Program	13,208.00	6,188.00	-7,020.00
A 2250.4450-09-2257	Travel Districtwide-Speech Instruction	Program	1,000.00	1,000.00	0.00
A 2250.5010-01-2257	Supplies and Materials Senior High School-Sp	Program	250.00	400.00	150.00
A 2250.5010-02-2257	Supplies and Materials Middle School-Speech	Program	500.00	600.00	100.00
A 2250.5010-03-2257	Supplies and Materials Cherry Ave Elem Sch-	Program	400.00	400.00	0.00



SAYVILLE PUBLIC SCHOOLS

2021-22 Three-Part Component Budget

Program Components:

Account	Description	Component	2020-21yr	2021-22yr	Dollar Difference
A 2250.5010-05-2257	Supplies and Materials Lincoln Ave Elem Sch- Program		700.00	900.00	200.00
A 2250.5010-06-2257	Supplies and Materials Sunrise Drive Elem Sc Program		750.00	750.00	0.00
A 2250.5010-09-2257	Supplies and Materials Districtwide-Speech I Program		2,250.00	2,500.00	250.00
Speech Instruction, k-12			699,516.00	728,954.00	29,438.00
A 2250.1200-05-2272	Salaries Cert. Elem. Non-English Speaking Program	Program	93,323.00	80,496.00	-12,827.00
A 2250.1300-01-2272	Salaries Cert. Sec. Non-English Speaking Program	Program	18,229.00	19,682.00	1,453.00
A 2250.1300-02-2272	Salaries Cert. Sec. Non-English Speaking Program	Program	72,913.00	78,726.00	5,813.00
A 2250.4450-09-2272	Travel Districtwide Non-English Speaking Program	Program	500.00	500.00	0.00
A 2250.5010-09-2272	Supplies and Materials Districtwide Non-Eng Program		1,500.00	1,500.00	0.00
Non-English Speaking, k-12			186,465.00	180,904.00	-5,561.00
A 2250.1200-03-2275	Salaries Cert. Elem.-Corrective Reading Program	Program	172,198.00	189,286.00	17,088.00
A 2250.1200-05-2275	Salaries Cert. Elem.-Corrective Reading Program	Program	240,285.00	249,187.00	8,902.00
A 2250.1200-06-2275	Salaries Cert. Elem.-Corrective Reading Program	Program	329,958.00	337,605.00	7,647.00
A 2250.1300-01-2275	Salaries Cert. Sec.-Corrective Reading Program	Program	41,310.00	42,454.00	1,144.00
A 2250.1300-02-2275	Salaries Cert. Sec.-Corrective Reading Program	Program	152,893.00	156,881.00	3,988.00
A 2250.4800-03-2275	Textbooks Cherry Ave Elem Sch-Corrective R Program		2,200.00	2,200.00	0.00
A 2250.4800-05-2275	Textbooks Lincoln Ave Elem Sch-Corrective R Program		2,800.00	2,800.00	0.00
A 2250.4800-06-2275	Textbooks Sunrise Drive Elem Sch-Corrective Program		2,800.00	2,800.00	0.00
A 2250.5010-03-2275	Supplies and Materials Cherry Ave Elem Sch- Program		1,000.00	1,000.00	0.00
A 2250.5010-05-2275	Supplies and Materials Lincoln Ave Elem Sch- Program		2,520.00	2,520.00	0.00
A 2250.5010-06-2275	Supplies and Materials Sunrise Drive Elem Sc Program		2,700.00	2,700.00	0.00
Corrective Reading, k-12			950,664.00	989,433.00	38,769.00
A 2280.4910-46-0000	BOCES Services Vocational Education Program	Program	593,082.00	702,219.00	109,137.00
Occupational Education			593,082.00	702,219.00	109,137.00
A 2330.1340-01-3335	Sal. Cert. Sec. Driver Educ Salaries Program	Program	27,027.00	24,408.00	-2,619.00
A 2330.1540-01-3335	Sal. Cert. Driver Educ Sum Salaries Program	Program	30,030.00	30,510.00	480.00
A 2330.1550-01-3335	Sal. Cert. Hrly Salaries Program	Program	51,840.00	52,000.00	160.00
A 2330.2410-09-3335	Equipment Districtwide Program	Program	15,000.00	0.00	-15,000.00
A 2330.4440-09-3335	Other Professional Service Districtwide Program	Program	900.00	900.00	0.00
A 2330.5010-09-3335	Supplies and Materials Districtwide Program	Program	1,500.00	1,500.00	0.00
Teaching -Adult Ed			126,297.00	109,318.00	-16,979.00
A 2610.1600-98-2611	Salaries Non-cert. Salaries Program	Program	243,097.00	247,762.00	4,665.00
A 2610.1630-98-2611	Sal. Non-cert. OT Salaries Program	Program	3,100.00	3,100.00	0.00
A 2610.2430-01-2611	Equipment AV Senior High School Program	Program	12,800.00	0.00	-12,800.00
A 2610.2430-09-2611	Equipment AV Districtwide Program	Program	3,000.00	5,000.00	2,000.00
A 2610.4450-09-2611	Travel Districtwide Program	Program	7,000.00	5,500.00	-1,500.00
A 2610.4470-09-2611	Maint/Repair Equipment Districtwide Program	Program	6,000.00	5,000.00	-1,000.00
A 2610.4510-09-2611	Dues/Fees Districtwide Program	Program	650.00	650.00	0.00
A 2610.4580-09-2611	Photocopy Rental -Technology/IMC Program	Program	2,200.00	2,200.00	0.00
A 2610.4910-34-2611	BOCES Services TV and Equipment Repair Program	Program	6,000.00	2,000.00	-4,000.00
A 2610.5010-07-2611	Supplies and Materials Tech. Department Program	Program	3,000.00	3,000.00	0.00
A 2610.5030-09-2611	Supplies AV Districtwide Program	Program	17,000.00	17,000.00	0.00
A 2610.5040-09-2611	Supplies AV Standard Districtwide Program	Program	3,500.00	2,300.00	-1,200.00
A 2610.5150-09-2611	Supplies ID Pictures Districtwide Program	Program	1,500.00	1,500.00	0.00
A 2610.5160-09-2611	Supplies TV Districtwide Program	Program	500.00	500.00	0.00
A 2610.5170-09-2611	AV Loan Program Districtwide Program	Program	1,000.00	1,000.00	0.00
Instructional Materials AV			310,347.00	296,512.00	-13,835.00
A 2610.1500-01-2615	Salaries Cert. Salaries Program	Program	134,925.00	138,418.00	3,493.00
A 2610.1500-02-2615	Salaries Cert. Salaries Program	Program	127,230.00	130,619.00	3,389.00
A 2610.1500-03-2615	Salaries Cert. Salaries Program	Program	119,898.00	123,191.00	3,293.00
A 2610.1500-05-2615	Salaries Cert. Salaries Program	Program	126,214.00	129,590.00	3,376.00



SAYVILLE PUBLIC SCHOOLS

2021-22 Three-Part Component Budget

Program Components:

Account	Description	Component	2020-21yr	2021-22yr	Dollar Difference
A 2610.1500-06-2615	Salaries Cert. Salaries	Program	84,592.00	64,131.00	-20,461.00
A 2610.1660-98-2615	Sal. Non-cert. Hrly Subs Salaries	Program	3,000.00	3,000.00	0.00
A 2610.4470-09-2615	Maint/Repair Equipment Districtwide	Program	500.00	500.00	0.00
A 2610.4910-39-2615	BOCES Services Library Service Online	Program	60,000.00	81,500.00	21,500.00
A 2610.5010-01-2615	Supplies and Materials Senior High School	Program	2,500.00	2,500.00	0.00
A 2610.5010-02-2615	Supplies and Materials Middle School	Program	1,800.00	1,800.00	0.00
A 2610.5010-03-2615	Supplies and Materials Cherry Ave Elem Sch	Program	1,700.00	1,700.00	0.00
A 2610.5010-05-2615	Supplies and Materials Lincoln Ave Elem Sch	Program	2,400.00	2,400.00	0.00
A 2610.5010-06-2615	Supplies and Materials Sunrise Drive Elem Sc	Program	1,500.00	1,500.00	0.00
A 2610.5050-01-2615	Periodicals Senior High School	Program	1,116.00	1,116.00	0.00
A 2610.5050-02-2615	Periodicals Middle School	Program	1,000.00	1,000.00	0.00
A 2610.5050-03-2615	Periodicals Cherry Ave Elem Sch	Program	825.00	825.00	0.00
A 2610.5050-05-2615	Periodicals Lincoln Ave Elem Sch	Program	1,850.00	1,850.00	0.00
A 2610.5050-06-2615	Periodicals Sunrise Drive Elem Sch	Program	800.00	800.00	0.00
A 2610.5060-01-2615	Library Books Senior High School	Program	18,000.00	18,000.00	0.00
A 2610.5060-02-2615	Library Books Middle School	Program	15,000.00	15,000.00	0.00
A 2610.5060-03-2615	Library Books Cherry Ave Elem Sch	Program	15,500.00	15,500.00	0.00
A 2610.5060-05-2615	Library Books Lincoln Ave Elem Sch	Program	16,500.00	16,500.00	0.00
A 2610.5060-06-2615	Library Books Sunrise Drive Elem Sch	Program	15,750.00	15,750.00	0.00
Library			752,600.00	767,190.00	14,590.00
A 2630.1600-98-0000	Salaries Non-cert. Salaries	Program	193,137.00	200,498.00	7,361.00
A 2630.1630-98-0000	Sal. Non-cert. OT Salaries	Program	9,000.00	8,000.00	-1,000.00
A 2630.2210-09-0000	Equipment Computer Instr Districtwide	Program	10,000.00	10,000.00	0.00
A 2630.2410-09-0000	Equipment Districtwide	Program	10,000.00	10,000.00	0.00
A 2630.2470-09-0000	Equipment Computer Related Districtwide	Program	1,000.00	1,000.00	0.00
A 2630.4440-09-0000	Other Professional Service Districtwide	Program	335,000.00	342,484.00	7,484.00
A 2630.4450-09-0000	Travel Districtwide	Program	4,000.00	2,500.00	-1,500.00
A 2630.4470-09-0000	Maint/Repair Equipment Computer Equip/Re	Program	15,000.00	17,225.00	2,225.00
A 2630.4910-55-0000	BOCES Services Computer Lab 3	Program	1,593,967.00	1,604,903.00	10,936.00
A 2630.5010-09-0000	Supplies and Materials Districtwide	Program	10,000.00	10,000.00	0.00
A 2630.5090-09-0000	Supplies Computer Instr Soft Districtwide	Program	312,905.00	375,121.00	62,216.00
A 2630.5130-09-0000	Supplies Computer Related Districtwide	Program	160,600.00	164,200.00	3,600.00
Computer Instruction K-12			2,654,609.00	2,745,931.00	91,322.00
A 2805.1600-01-0000	Salaries Non-cert. Salaries	Program	60,996.00	62,052.00	1,056.00
A 2805.1630-98-0000	Sal. Non-cert. OT Salaries	Program	1,000.00	1,000.00	0.00
A 2805.1660-98-0000	Sal. Non-cert. Hrly Subs Salaries	Program	3,000.00	3,200.00	200.00
A 2805.1780-01-0000	Sal. Non-cert. Attend Aides Salaries	Program	14,864.00	15,791.00	927.00
A 2805.1780-02-0000	Sal. Non-cert. Attend Aides Salaries	Program	15,545.00	15,791.00	246.00
A 2805.1780-03-0000	Sal. Non-cert. Attend Aides Salaries	Program	17,056.00	15,791.00	-1,265.00
A 2805.1780-05-0000	Sal. Non-cert. Attend Aides Salaries	Program	17,448.00	17,865.00	417.00
A 2805.1780-06-0000	Sal. Non-cert. Attend Aides Salaries	Program	15,545.00	15,791.00	246.00
A 2805.1790-01-0000	Sal. Non-cert. Aides Subs Salaries	Program	800.00	800.00	0.00
A 2805.1790-02-0000	Sal. Non-cert. Aides Subs Salaries	Program	800.00	800.00	0.00
A 2805.1790-03-0000	Sal. Non-cert. Aides Subs Salaries	Program	450.00	450.00	0.00
A 2805.1790-05-0000	Sal. Non-cert. Aides Subs Salaries	Program	450.00	450.00	0.00
A 2805.1790-06-0000	Sal. Non-cert. Aides Subs Salaries	Program	450.00	450.00	0.00
A 2805.5010-09-0000	Supplies and Materials Districtwide	Program	1,400.00	1,400.00	0.00
Attendance, k-12			149,804.00	151,631.00	1,827.00
A 2810.1500-01-0000	Salaries Cert. Sec-Guidance	Program	501,488.00	516,539.00	15,051.00
A 2810.1500-02-0000	Salaries Cert. Sec-Guidance	Program	371,542.00	379,782.00	8,240.00
A 2810.1530-01-0000	Sal. Cert. Summer Salaries	Program	5,500.00	5,150.00	-350.00



SAYVILLE PUBLIC SCHOOLS

2021-22 Three-Part Component Budget

Program Components:

Account	Description	Component	2020-21yr	2021-22yr	Dollar Difference
A 2810.1530-02-0000	Sal. Cert. Summer Salaries	Program	4,500.00	3,850.00	-650.00
A 2810.1590-01-0000	Sal. Cert. Other Salaries	Program	13,000.00	13,000.00	0.00
A 2810.1590-02-0000	Sal. Cert. Other Salaries	Program	9,500.00	9,600.00	100.00
A 2810.1600-01-0000	Salaries Non-cert. Salaries	Program	131,154.00	135,296.00	4,142.00
A 2810.1600-02-0000	Salaries Non-cert. Salaries	Program	75,750.00	77,200.00	1,450.00
A 2810.1660-01-0000	Sal. Non-cert. Hrly Subs Salaries	Program	3,350.00	3,350.00	0.00
A 2810.1660-02-0000	Sal. Non-cert. Hrly Subs Salaries	Program	3,350.00	3,350.00	0.00
A 2810.4390-01-0000	Miscellaneous Expenses Senior High School	Program	4,800.00	4,800.00	0.00
A 2810.4450-09-0000	Travel Districtwide	Program	500.00	500.00	0.00
A 2810.4510-01-0000	Dues/Fees Senior High School	Program	900.00	900.00	0.00
A 2810.5010-01-0000	Supplies and Materials Senior High School	Program	4,200.00	4,200.00	0.00
A 2810.5010-02-0000	Supplies and Materials Middle School	Program	2,250.00	2,250.00	0.00
Guidance, 6-12			1,131,784.00	1,159,767.00	27,983.00
A 2815.1600-01-0000	Salaries Non-cert. Salaries	Program	104,057.00	76,607.00	-27,450.00
A 2815.1600-02-0000	Salaries Non-cert. Salaries	Program	103,557.00	93,331.00	-10,226.00
A 2815.1600-03-0000	Salaries Non-cert. Salaries	Program	72,459.00	73,064.00	605.00
A 2815.1600-05-0000	Salaries Non-cert. Salaries	Program	91,662.00	92,341.00	679.00
A 2815.1600-06-0000	Salaries Non-cert. Salaries	Program	85,559.00	84,999.00	-560.00
A 2815.1600-11-0000	Salaries Non-cert. West Sayville Christian	Program	0.00	12,515.00	12,515.00
A 2815.1630-01-0000	Sal. Non-cert.- Summer Salaries/OT	Program	4,500.00	4,500.00	0.00
A 2815.1630-02-0000	Sal. Non-cert.- Summer Salaries/OT	Program	4,500.00	4,500.00	0.00
A 2815.1660-98-0000	Sal. Non-cert. Hrly Subs Salaries	Program	17,000.00	17,000.00	0.00
A 2815.1760-01-0000	Salaries Non-cert.-Health Aides Salaries	Program	26,193.00	25,906.00	-287.00
A 2815.1760-02-0000	Salaries Non-cert.-Health Aides Salaries	Program	23,560.00	27,987.00	4,427.00
A 2815.2410-09-0000	Equipment Districtwide	Program	2,900.00	0.00	-2,900.00
A 2815.4360-09-0000	Health Contracts Districtwide	Program	75,000.00	70,000.00	-5,000.00
A 2815.4390-09-0000	Miscellaneous Expenses Districtwide	Program	1,800.00	1,800.00	0.00
A 2815.4450-09-0000	Travel Districtwide	Program	550.00	550.00	0.00
A 2815.4470-09-0000	Maint/Repair Equipment Districtwide	Program	500.00	500.00	0.00
A 2815.5010-01-0000	Supplies and Materials Senior High School	Program	395.00	780.00	385.00
A 2815.5010-02-0000	Supplies and Materials Middle School	Program	1,089.00	607.00	-482.00
A 2815.5010-03-0000	Supplies and Materials Cherry Ave Elem Sch	Program	996.00	984.00	-12.00
A 2815.5010-05-0000	Supplies and Materials Lincoln Ave Elem Sch	Program	984.00	1,580.00	596.00
A 2815.5010-06-0000	Supplies and Materials Sunrise Drive Elem Sc	Program	920.00	904.00	-16.00
A 2815.5010-09-0000	Supplies and Materials Districtwide	Program	4,600.00	4,600.00	0.00
Health Services			622,781.00	595,055.00	-27,726.00
A 2815.5010-09-2816	Supplies and Materials Districtwide	Program	14,760.00	14,760.00	0.00
Diagnostic Screening			14,760.00	14,760.00	0.00
A 2820.1500-01-0000	Salaries Cert. Sec- Psychologist	Program	180,551.00	164,621.00	-15,930.00
A 2820.1500-02-0000	Salaries Cert. Sec-Psychologist	Program	173,984.00	162,065.00	-11,919.00
A 2820.1500-03-0000	Salaries Cert. Salaries	Program	158,483.00	175,000.00	16,517.00
A 2820.1500-05-0000	Salaries Cert. Salaries	Program	143,967.00	160,298.00	16,331.00
A 2820.1500-06-0000	Salaries Cert. Salaries	Program	125,232.00	142,895.00	17,663.00
A 2820.4450-09-0000	Travel Districtwide	Program	1,000.00	1,000.00	0.00
A 2820.5010-01-0000	Supplies and Materials Senior High School	Program	700.00	700.00	0.00
A 2820.5010-02-0000	Supplies and Materials Middle School	Program	600.00	600.00	0.00
A 2820.5010-03-0000	Supplies and Materials Cherry Ave Elem Sch	Program	500.00	500.00	0.00
A 2820.5010-05-0000	Supplies and Materials Lincoln Ave Elem Sch	Program	500.00	500.00	0.00
A 2820.5010-06-0000	Supplies and Materials Sunrise Drive Elem Sc	Program	550.00	550.00	0.00
A 2820.5010-09-0000	Supplies and Materials Districtwide	Program	3,500.00	3,500.00	0.00
Psychological Services, k-12			789,567.00	812,229.00	22,662.00



SAYVILLE PUBLIC SCHOOLS

2021-22 Three-Part Component Budget

Program Components:

Table with columns: Account, Description, Component, 2020-21yr, 2021-22yr, Dollar Difference. Rows include Salaries Cert. Salaries, Social Work Services, Co-Curricular Activities, and various equipment and travel expenses.



SAYVILLE PUBLIC SCHOOLS

2021-22 Three-Part Component Budget

Program Components:

<u>Account</u>	<u>Description</u>	<u>Component</u>	<u>2020-21yr</u>	<u>2021-22yr</u>	<u>Dollar Difference</u>
A 2855.4510-74-2856	Dues/Fees B. Swimming	Program	200.00	200.00	0.00
A 2855.4510-76-2856	Dues/Fees Fencing	Program	800.00	800.00	0.00
A 2855.4510-83-2856	Dues/Fees G. Volleyball	Program	500.00	500.00	0.00
A 2855.4510-87-2856	Dues/Fees G. Track	Program	3,000.00	3,000.00	0.00
A 2855.4510-89-2856	Dues/Fees G. Golf	Program	3,500.00	3,500.00	0.00
A 2855.4520-09-2856	Officials Fees Districtwide	Program	98,945.00	98,945.00	0.00
A 2855.4580-09-2856	Photocopy Rental	Program	3,000.00	3,000.00	0.00
A 2855.5010-09-2856	Supplies and Materials Districtwide	Program	4,920.00	4,920.00	0.00
A 2855.5010-60-2856	Supplies and Materials First Aid	Program	3,150.00	3,150.00	0.00
A 2855.5010-62-2856	Supplies and Materials Cross Country	Program	258.00	258.00	0.00
A 2855.5010-63-2856	Supplies and Materials Football	Program	12,044.00	13,416.00	1,372.00
A 2855.5010-64-2856	Supplies and Materials B. Soccer	Program	1,042.00	4,747.00	3,705.00
A 2855.5010-65-2856	Supplies and Materials Wrestling	Program	2,896.00	1,330.00	-1,566.00
A 2855.5010-67-2856	Supplies and Materials B. Basketball	Program	975.00	1,014.00	39.00
A 2855.5010-68-2856	Supplies and Materials Baseball	Program	5,370.00	4,951.00	-419.00
A 2855.5010-69-2856	Supplies and Materials B. Tennis	Program	977.00	1,320.00	343.00
A 2855.5010-70-2856	Supplies and Materials Golf	Program	1,000.00	2,000.00	1,000.00
A 2855.5010-71-2856	Supplies and Materials B. Track	Program	231.00	220.00	-11.00
A 2855.5010-72-2856	Supplies and Materials Cheerleaders	Program	1,045.00	1,045.00	0.00
A 2855.5010-73-2856	Supplies and Materials B. Volleyball	Program	3,021.00	2,506.00	-515.00
A 2855.5010-74-2856	Supplies and Materials B. Swimming	Program	569.00	145.00	-424.00
A 2855.5010-75-2856	Supplies and Materials G. Swimming	Program	675.00	675.00	0.00
A 2855.5010-76-2856	Supplies and Materials Fencing	Program	1,892.00	1,544.00	-348.00
A 2855.5010-79-2856	Supplies and Materials B. Lacrosse	Program	3,870.00	1,000.00	-2,870.00
A 2855.5010-80-2856	Supplies and Materials G. Lacrosse	Program	2,134.00	2,132.00	-2.00
A 2855.5010-81-2856	Supplies and Materials G. Soccer	Program	3,025.00	3,025.00	0.00
A 2855.5010-82-2856	Supplies and Materials G. Field Hockey	Program	1,888.00	945.00	-943.00
A 2855.5010-83-2856	Supplies and Materials G. Volleyball	Program	1,705.00	2,410.00	705.00
A 2855.5010-84-2856	Supplies and Materials G. Basketball	Program	2,069.00	1,995.00	-74.00
A 2855.5010-86-2856	Supplies and Materials G. Softball	Program	2,473.00	2,429.00	-44.00
A 2855.5010-87-2856	Supplies and Materials G. Track	Program	1,948.00	1,896.00	-52.00
A 2855.5010-88-2856	Supplies and Materials G. Tennis	Program	977.00	948.00	-29.00
A 2855.5010-89-2856	Supplies and Materials G. Golf	Program	1,000.00	1,000.00	0.00
A 2855.5190-09-2856	Uniforms District Wide	Program	5,000.00	5,000.00	0.00
A 2855.5190-62-2856	Uniforms Cross Country	Program	4,970.00	0.00	-4,970.00
A 2855.5190-63-2856	Uniforms Football	Program	6,640.00	9,350.00	2,710.00
A 2855.5190-64-2856	Uniforms B. Soccer	Program	4,340.00	0.00	-4,340.00
A 2855.5190-65-2856	Uniforms Wrestling	Program	1,000.00	1,320.00	320.00
A 2855.5190-68-2856	Uniforms Baseball	Program	4,960.00	4,930.00	-30.00
A 2855.5190-71-2856	Uniforms B. Track	Program	0.00	4,500.00	4,500.00
A 2855.5190-73-2856	Uniforms B. Volleyball	Program	2,330.00	0.00	-2,330.00
A 2855.5190-74-2856	Uniforms B. Swimming	Program	1,430.00	1,350.00	-80.00
A 2855.5190-75-2856	Uniforms G. Swimming	Program	4,065.00	4,065.00	0.00
A 2855.5190-76-2856	Uniforms Fencing	Program	5,000.00	2,980.00	-2,020.00
A 2855.5190-79-2856	Uniforms B. Lacrosse	Program	5,175.00	5,400.00	225.00
A 2855.5190-81-2856	Uniforms G. Soccer	Program	3,305.00	3,305.00	0.00
A 2855.5190-83-2856	Uniforms G. Volleyball	Program	1,395.00	0.00	-1,395.00
A 2855.5190-84-2856	Uniforms G. Basketball	Program	1,160.00	800.00	-360.00
A 2855.5190-87-2856	Uniforms G. Track	Program	3,085.00	1,896.00	-1,189.00
Interscholastic Athletics			1,255,454.00	1,244,284.00	-11,170.00
A 2857.1550-98-2856	Sal. Cert. Hrly Salaries	Program	4,800.00	14,800.00	10,000.00



SAYVILLE PUBLIC SCHOOLS

2021-22 Three-Part Component Budget

Program Components:

Account	Description	Component	2020-21yr	2021-22yr	Dollar Difference
Intra-murals			4,800.00	14,800.00	10,000.00
A 5510.1600-98-0000	Salaries Non-cert. Salaries	Program	75,526.00	78,039.00	2,513.00
A 5510.4910-44-0000	BOCES Services Student Data Information	Program	18,700.00	18,500.00	-200.00
A 5510.5010-09-0000	Supplies and Materials Districtwide	Program	1,800.00	1,800.00	0.00
District Transportation Service			96,026.00	98,339.00	2,313.00
A 5540.4090-09-0000	Regular Bus Service Districtwide	Program	1,631,383.00	1,692,054.00	60,671.00
A 5540.4100-09-0000	Handicapped/Out of District Districtwide	Program	2,279,254.00	2,302,454.00	23,200.00
A 5540.4130-09-0000	Music Competition Trips Districtwide	Program	13,000.00	13,000.00	0.00
A 5540.4140-01-0000	Other Competition Trips Senior High School	Program	17,500.00	17,500.00	0.00
A 5540.4140-02-0000	Other Competition Trips Middle School	Program	5,300.00	5,300.00	0.00
A 5540.4160-89-0000	Other District Trips Reserve	Program	9,760.00	8,000.00	-1,760.00
A 5540.4170-09-0000	Athletic Competition Trips Districtwide	Program	242,216.00	243,000.00	784.00
Contract Transportation			4,198,413.00	4,281,308.00	82,895.00
A 5550.4160-01-0000	Other District Trips Senior High School	Program	2,600.00	2,600.00	0.00
Public Transportation			2,600.00	2,600.00	0.00
A 5581.4910-19-5582	BOCES Services G & T/Alt Sch/Out Learn	Program	17,269.00	17,000.00	-269.00
A 5581.4910-20-5582	BOCES Services Spec Educ BOCES 2	Program	5,000.00	5,000.00	0.00
BOCES Transportation Service			22,269.00	22,000.00	-269.00
A 7140.1500-98-0000	Salaries Cert. Salaries	Program	9,865.00	10,053.00	188.00
A 7140.1550-98-0000	Sal. Cert. Hrly Salaries	Program	59,000.00	59,000.00	0.00
A 7140.1630-98-0000	Sal. Non-cert. OT Salaries	Program	5,500.00	5,500.00	0.00
A 7140.1720-98-0000	Sal. Non-cert. Lifeguard Salaries	Program	36,900.00	36,900.00	0.00
A 7140.4390-09-0000	Miscellaneous Expenses Districtwide	Program	350.00	350.00	0.00
A 7140.4460-09-0000	Postage Districtwide	Program	3,060.00	3,000.00	-60.00
Community Recreation Pool			114,675.00	114,803.00	128.00
A 9010.8010-09-0000	Employee Benefits Districtwide: ERS	Program	663,551.00	658,363.00	-5,188.00
A 9020.8010-09-0000	Employee Benefits Districtwide: TRS	Program	3,603,119.00	3,626,763.00	23,644.00
A 9030.8010-09-0000	Employee Benefits Districtwide: FICA/Medic:	Program	3,013,364.00	3,074,439.00	61,075.00
A 9040.8010-09-0000	Employee Benefits Districtwide: Workers' Co	Program	127,710.00	157,212.00	29,502.00
A 9050.8010-09-0000	Employee Benefits Districtwide: Unemploym	Program	29,128.00	39,700.00	10,572.00
A 9055.8020-09-0000	Employee Benefits - Program Districtwide: D	Program	40,896.00	30,400.00	-10,496.00
A 9060.8010-09-9061	Employee Benefits - Districtwide: Health Insu	Program	7,756,817.00	8,357,193.00	600,376.00
A 9060.8020-09-9065	Employee Benefits - Tea/Nurses: Trust Fund/	Program	399,597.00	411,000.00	11,403.00
A 9060.8050-09-9061	Medicare Retiree Reimb. Districtwide	Program	782,815.00	869,430.00	86,615.00
A 9060.8110-09-9061	Declination Reimb. Districtwide	Program	162,900.00	157,044.00	-5,856.00
Program Benefits			16,579,897.00	17,381,544.00	801,647.00
A 9901.9500-09-0000	Transfer To Special Aid Fund	Program	200,000.00	200,000.00	0.00
Transfer to Special Aid Fund			200,000.00	200,000.00	0.00
Program Total			70,305,200.00	71,951,342.00	1,646,142.00
Grand Total			96,208,308.00	96,978,058.00	769,750.00

2021/22 PROPOSED BUDGET

SAYVILLE PUBLIC LIBRARY BUDGET

Sayville Library 2021-2022 Proposed Operating Budget

	2021-2022 Proposed	2020-2021 Approved
TAX REVENUE		
Real Property Taxes	\$3,260,222.00	\$3,144,192.00
Tax Revenue for Debt Service	\$808,000.00	\$808,800.00
Total Tax Revenue	\$4,068,222.00	\$3,952,992.00
OTHER REVENUE		
Lost Materials & DVD Charges	\$2,800.00	\$2,500.00
Printing & Faxing	\$5,900.00	\$6,000.00
Interest	\$15,000.00	\$20,800.00
Commissions-copiers	\$2,500.00	\$2,500.00
Gifts and Donations	\$5,000.00	\$5,000.00
PILOT Payment	\$32,335.00	\$27,500.00
E-Rate, Grants & Other	\$8,853.00	\$7,720.00
Applied Debt Reserve	\$15,000.00	\$45,000.00
Total Revenue	\$4,155,610.00	\$4,070,012.00

EXPENDITURES

Library Materials & Services	\$363,410.00	\$356,000.00
Library Operations	\$123,000.00	\$112,940.00
Equipment & Furnishing	\$30,400.00	\$28,000.00
Building Operations & Maintenance	\$280,150.00	\$277,000.00
Administrative Expenses	\$73,630.00	\$66,450.00
Salaries	\$1,701,040.00	\$1,631,000.00
Benefits	\$760,980.00	\$744,822.00
Debt Service	\$823,000.00	\$853,800.00
Total Expenditures	\$4,155,610.00	\$4,070,012.00

Message from the Board of Trustees

The Sayville Library's annual Budget Vote and Trustee Election will take place on May 18, 2021. Since 2012, the Library has been able to maintain a budget that remains below the New York State cap limit. Due to the pandemic, the Library chose not to increase taxes last year and also became a "fine-free" library. After a great deal of consideration and review, the Library Board of Trustees has developed a budget for 2021-2022 that allows the continued upkeep of our building and ensures our ability to maintain and increase services. The most important goal is to achieve this while having the absolute minimum impact on your library taxes. The Library Board of Trustees is proposing a budget for your consideration below the mandated 2021 New York State Tax Cap. This will amount to an estimated \$15.26 annually on a home assessed at \$40,000.

A Budget Informational Meeting will take place on May 11, 2021 at the Sayville School's Administration Building, beginning at 7:30 p.m.

You will be electing one Library Trustee this year for a five-year term. Debra Mitchell is the incumbent. All residents are encouraged to vote on Tuesday, May 18, from 7:00 am to 9:00 pm at the Suffolk Community College Center.

Applications for Absentee Ballots must be completed and returned to the Office of the District Clerk (Sayville Administration Building, 99 Greeley Avenue, Sayville, NY 11782) no later than ONE WEEK before Budget Vote Day if the absentee ballot will be mailed to the voter, or no later than ONE DAY before Budget Vote Day if the absentee ballot is to be hand delivered personally to the voter.

Please contact Library Director, Jennifer Fowler, with any questions or concerns about the budget or any library matter. We all thank you for your continued support of Sayville Library.

Marianne Bastian, President
Joseph Loughren, Jr., Vice President
Debra Mitchell, Secretary
Louisa Kieffer, Deputy Secretary
Linda Halliday, Trustee

2021/22 PROPOSED BUDGET

SAYVILLE HISTORICAL SOCIETY

**Sayville Historical Society
Budget for 2021-2022**

Buildings	\$35,000
Grounds	2,500
Insurance	21,000
Postage & Stationary	200
Programs & Supplies	500
Collections	1,000
Publicity	500
Utilities	5,500
School Award	2,000
Staff	13,000
Office Equip. & Supplies	1,000
Accounting and Legal	2,500
Community Events	<u>1,600</u>
Total	\$86,300

2021-22 Budget	\$86,300
Society's Funds	<u>-32,300</u>
Ask from Taxpayers	\$54,000

No increase for taxpayers: asking for same amount as last year

SAYVILLE PUBLIC SCHOOL DISTRICT
SAYVILLE, NEW YORK

2021 - 2022
PROPOSED REVENUES

SAYVILLE PUBLIC SCHOOLS
PROPOSED TAX RATE SCHEDULE FOR 2021-22

	<u>2021-22</u>	<u>2020-21</u>	<u>Difference</u>	<u>Percent</u>
STATE AID	26,428,099	25,664,558	763,541	2.98%
Pilot Payments	558,538	474,250	84,288	17.77%
OTHER INCOME:				
Adult Education	135,000	135,000	0	0.00%
Summer School	10,000	10,000	0	0.00%
Admissions	10,000	20,000	(10,000)	-50.00%
Use of Pool	115,000	115,000	0	0.00%
Custodial Services	10,000	10,000	0	0.00%
Health Services	65,000	45,000	20,000	44.44%
Interest Income	50,000	400,000	(350,000)	-87.50%
Rentals/Organizations/Individuals/Gov't	30,000	30,000	0	0.00%
Rentals/BOCES	394,933	388,714	6,219	1.60%
Rentals/Old Jr. High	561,599	559,599	2,000	0.36%
Rentals/Public Library	808,000	808,800	(800)	-0.10%
Sale of Materials	200	200	0	0.00%
Insurance Recoveries	25,000	25,000	0	0.00%
Medicaid Reimbursement - School Age Programs	125,000	150,000	(25,000)	-16.67%
Fines & Forfeitures	4,000	4,000	0	0.00%
Refunds - BOCES/Prior Year/Other	150,000	100,000	50,000	50.00%
Misc Income	50,000	50,000	0	0.00%
Tuition - Other Districts/Staff	350,000	320,000	30,000	9.38%
TOTAL OTHER INCOME	2,893,732	3,171,313	(277,581)	-8.75%
TOTAL STATE AID & OTHER INCOME	29,880,369	29,310,121	570,248	1.95%
APPROP. FUND BALANCE	2,882,549	2,882,549	0	0.00%
APPROP. COMMITTED FUND BALANCE	300,000	0	300,000	100.00%
APPROP. RESERVE FROM TAX RESERVE	53,800	175,000	(121,200)	-69.26%
APPROP. RESERVE FOR ERS	1,300,000	1,300,000	0	0.00%
APPROP. RESERVE FOR TRS	500,000	250,000	250,000	100.00%
APPROP. RESERVE FOR UNEMPLOYMENT	200,000	770,000	(570,000)	-74.03%
APPROP. RESERVE FOR WORKERS COMP	325,000	325,000	0	0.00%
APPROP. RESERVE FOR DEBT SER - Library	15,000	45,000	(30,000)	-66.67%
APPROP. RESERVE FOR BONDED DEBT	44,078	44,078	0	0.00%
	5,620,427	5,791,627	(171,200)	-2.96%
PROPERTY TAXES*	61,477,262	61,106,560 *	370,702	0.61%
TOTAL REVENUE/BUDGET	96,978,058	96,208,308	769,750	0.80%
	2021-22	2020-21	Difference	Percent
Tax Rate Per \$100	20.044	19.923	0.121	0.61%
Home Assessed @ 40,000	8,017	7,969	48	0.61%

*Property Taxes also include revenue from STAR repayments.

SAYVILLE PUBLIC SCHOOL DISTRICT
SAYVILLE, NEW YORK

2021 - 2022
ADMINISTRATIVE SALARY COMPENSATION
INFORMATION

CHAPTER 474 OF THE LAWS OF 1996

SAYVILLE PUBLIC SCHOOLS
Salary Disclosure Information - Chapter 474 of the Laws of 1996
School Year 2021-22

Superintendent of Schools

The qualifications of the Superintendent of Schools are as follows:

Education – Bachelor of Science degree in (Elementary and Special Education) from Saint John’s University,
Master of Special Education from Saint John’s University,
Professional Diploma (SDA & SAS) from Queens College,
Ed. D. from Seton Hall University

Previous Experience – Served as Superintendent of Schools for 4 years;
Served as Assistant Superintendent for Curriculum,
Instruction and Staff Development for 4 years;
Served as Elementary Principal for 18 years;
Served as Elementary and Secondary Assistant
Principal for 4 years.
Total Years in Education: 41

Compensation:

Salary:	\$277,111
Annualized Cost of Benefits:	76,611
Other Compensation:	17,880

Assistant Superintendent for Business

The qualifications of the current Assistant Superintendent for Business are as follows:

Education - Bachelor’s degree from C.W. Post University,
Master’s Business Administration (MBA) degree from Dowling College,
School Business Administration (SBA) certification from Dowling College,
School District Administration (SDA) certification from Dowling College

Previous Experience - Served as Assistant Superintendent for Business for 27 years;
Served as Business Administrator for 8 years.
Total Years in Education: 35

Compensation:

Salary:	\$260,263
Annualized Cost of Benefits:	89,975
Other Compensation:	17,595

SAYVILLE PUBLIC SCHOOLS
Salary Disclosure Information – Chapter 474 of the Laws of 1996
School Year 2021-22

Assistant Superintendent for Curriculum, Instruction and Staff Development

The qualifications of the current Assistant Superintendent for Curriculum, Instruction and Staff Development are as follows:

Education - Bachelor of Arts in Elementary Education from Queens College,
Master of Arts in Health Education from Adelphi University,
Professional Diploma (SDA & SAS) from Queens College,
Doctor of Education from Saint John's University

Previous Experience - Served as Assistant Superintendent for Curriculum & Instruction for 4 years;
Served as District Administrator for 1 year;
Served as Principal for 7 years;
Served as Assistant Principal and Coordinator for 7 years.
Total Years in Education: 28

Compensation:

Salary:	\$200,166
Annualized Cost of Benefits:	52,120
Other Compensation:	8,674

Assistant Superintendent for Human Resources

The qualifications of the current Assistant Superintendent for Human Resources are as follows:

Education - Bachelor of Science from College of Saint Rose,
Master of Science from College of Saint Rose,
Doctor of Education from Saint John's University,
School Administrator and Supervision (SAS) Certification,
School District Administration (SDA) Certification,
School Business Administration (SBA) Certification

Previous Experience - Served as Assistant Superintendent for Human Resources for 4 years;
Served as Director of Special Education Services for 5 years;
Served as Middle School Assistant Principal for 3 years;
Served as Administrator for Special Education Services for 4 years.
Total Years in Education: 23

Compensation:

Salary:	\$214,807
Annualized Cost of Benefits:	53,767
Other Compensation:	9,284

SAYVILLE PUBLIC SCHOOLS
 Salary Disclosure Information – Chapter 474 of the Laws of 1996
 School Year 2021-22

Director of Student Services

The qualifications of the current Director of Student Services are as follows:

Education - BA in Secondary Education & English from Hofstra University,
 Master of Arts in English Literature from Adelphi University,
 Post Master of Arts in Educational Leadership from Stony Brook University:
 School Business Leadership (SBA) & School District Leadership (SDL)
 Certifications.

Previous Experience - Served as Director of Student Services for 2 years;
 Served as High School Assistant Principal for 6 years;
 Served as Teacher for 8 years;
 Total Years in Education: 17

Compensation:

Salary:	\$193,026
Annualized Cost of Benefits:	63,201
Other Compensation:	8,293

Other Administrators

<u>Position Title</u>	<u>Annual Salary</u>
Coordinator of Physical Education & Health	192,853
Coordinator of Special Education	174,243
Coordinator of Special Education	155,082
High School Principal	220,690
Assistant Principal - High School	193,973
Assistant Principal - High School	168,981
Principal - Middle School	174,288
Assistant Principal - Middle School	190,112
Elementary Principal	198,417
Elementary Principal	194,063
Elementary Principal	163,663
Network Systems Specialist	167,032

**SAYVILLE PUBLIC SCHOOL DISTRICT
SAYVILLE, NEW YORK**

**2021 - 2022
SCHOOL DISTRICT BUDGET NOTICE**

School District Budget Notice

Overall Budget Proposal	Budget Adopted for the 2020-21 School Year	Budget Proposed for the 2021-22 School Year	Contingency Budget for the 2021-22 School Year *
Total Budget Amount, Not Including Separate Propositions	\$ 96,208,308	\$ 96,978,058	\$ 96,062,018
Increase/Decrease for the 2021-22 School Year		\$ 769,750	\$ -916,040
Percentage Increase/Decrease in Proposed Budget		0.80%	-0.95%
Change in the Consumer Price Index		1.23%	

A. Proposed Levy to Support the Total Budgeted Amount	\$ 61,106,560	\$ 61,477,262	
B. Levy to Support Library Debt, if Applicable	\$ -0-	\$ -0-	
C. Levy for Non-Excludable Propositions, if Applicable **	\$ -0-	\$ -0-	
D. Total Tax Cap Reserve Amount Used to Reduce Current Year Levy	\$ -0-	\$ -0-	
E. Total Proposed School Year Tax Levy (A + B + C - D)	\$ 61,106,560	\$ 61,477,262	\$ 61,106,560
F. Total Permissible Exclusions	\$ 2,676,302	\$ 2,246,192	
G. School Tax Levy Limit, <u>Excluding</u> Levy for Permissible Exclusions	\$ 58,442,124	\$ 59,231,327	
H. Total Proposed School Year Tax Levy, <u>Excluding</u> Levy to Support Library Debt and/or Permissible Exclusions (E - B - F + D)	\$ 58,430,258	\$ 59,231,070	
I. Difference: G - H (Negative Value Requires 60.0% Voter Approval - See Note Below Regarding Separate Propositions) **	\$ 11,866	\$ 257	

Administrative Component	\$ 9,109,440	\$ 9,064,957	\$ 9,039,570
Program Component	\$ 70,305,200	\$ 71,951,342	\$ 71,877,148
Capital Component	\$ 16,793,668	\$ 15,961,759	\$ 15,145,300

* Provide a statement of assumptions made in projecting a contingency budget for the 2021-22 school year, should the proposed budget be defeated pursuant to Section 2023 of the Education Law.

A contingent budget will only contain legal expenditures specifically authorized by statute and expenditures that maintain educational programs, preserve property, and maintain the health and safety of students and staff.

Includes reductions in staffing, programs, capital items and non-contingent items such as student supplies, certain equipment, and community use of building and grounds.

** List Separate Propositions that are not included in the Total Budgeted Amount: (Tax Levy associated with educational or transportation services propositions are not eligible for exclusion and may affect voter approval requirements)	Description	Amount
	None	\$ -0-
		\$
		\$
		\$

NOTE: Please submit an electronic version (Word or PDF) of this completed form to: cmcmgmts@nysed.gov

	Under the Budget Proposed for the 2021-22 School Year
Estimated Basic STAR Exemption Savings ¹	\$1,101

¹ The basic school tax relief (STAR) exemption is authorized by Section 425 of the Real Property Tax Law.

The annual budget vote for the fiscal year 2021-2022 by the qualified voters of the Sayville Public School District, Suffolk County, New York, will be held at Suffolk County Community College Sayville Center in said district on Tuesday, May 18, 2021 between the hours of 7:00am and 9:00pm, prevailing time in the Gymnasium at the Suffolk County Community College Sayville Center, at which time the polls will be opened to vote by voting ballot or machine.

SAYVILLE PUBLIC SCHOOL DISTRICT
SAYVILLE, NEW YORK

CHAPTER 258 OF THE LAWS OF 2008, SECTION 495

SCHOOL DISTRICT PROPERTY TAX
EXEMPTION REPORT

NYS- Real Property System
 County of: **SUFFOLK**
 Town of: **ISLIP**

Total Assessed Value 334,760,377
 Equalization Rate 0.1077
 Equalized Assessed Value 3,108,267,196

Assessor's Report - 2020 - Current Year File
RP-495 Exemption Impact Report
School District Summary

School District 472804 SAYVILLE

Exemption Code	Exemption Name	Statutory Authority	Number of Exemptions	Assessed Value of Exemptions	Total Equalized Value of Exemptions	Percent of Value Exempted
10110	SEWAGE/WATER NOT IN DIST	RPTL 410-a	2	200	1,857	0.00006%
12100	NYS - GENERALLY	RPTL 404(1)	3	25,000	232,126	0.00747%
13100	CO - GENERALLY	RPTL 406(1)	32	6,436,950	59,767,409	1.92285%
13500	TOWN - GENERALLY	RPTL 406(1)	89	4,760,200	44,198,700	1.42197%
13800	SCHOOL DISTRICTS	RPTL 408	9	19,521,000	181,253,482	5.83134%
14000	SPECIFIC LOCAL PUBLIC AUTH	RPTL 412 & Pub Auth L	3	152,200	1,413,185	0.04547%
14100	USA OWNED	RPTL 400(1)	1	1,733,700	16,097,493	0.51789%
18020	IDA PARENT PARTIAL EXEMPTION	RPTL 412-a	1	2,500,000	23,212,628	0.74680%
19950	MUNICIPAL RAILROAD	RPTL 456	9	480,000	4,456,825	0.14339%
21600	RES OF CLERGY - RELIG CORP OWN	RPTL 462	7	301,050	2,795,265	0.08993%
25110	PARTIALLY EXEMPT RELIGIOUS	RPTL 420-a	16	6,578,500	61,081,708	1.96514%
25120	PARTIALLY EXEMPT EDUCATIONAL	RPTL 420-a	2	782,500	7,265,552	0.23375%
25210	PARTIALLY EXEMPT HOSPITAL	RPTL 420-a	1	1,327,300	12,324,048	0.39649%
25230	NONPROF CORP - MORAL/MENTAL IM	RPTL 420-a	4	492,600	4,573,816	0.14715%
25400	FRATERNAL ORGANIZATION	RPTL 428	1	64,800	601,671	0.01936%
26100	VETERANS ORGANIZATION	RPTL 452	1	158,300	1,469,824	0.04729%
26250	HISTORICAL SOCIETY	RPTL 444 & NPCL 1408	1	95,000	882,080	0.02838%
26400	INC VOLUNTEER FIRE CO OR DEPT	RPTL 464(2)	4	1,414,000	13,129,062	0.42239%
27350	CEMETERY - PRIVATE	RPTL 446	5	1,170,500	10,868,152	0.34965%
40010	COMM. ELEMENTS/PRIV RD/EASEMEN		6	13,150	122,098	0.00393%
41110	VET EXEMPT ELIG CNTY,TWN,SCHL	RPTL 458	634	1,338,100	12,424,327	0.39972%
41300	PARAPLEGIC EXEMPTION	RPTL 458(3)	1	75,900	704,735	0.02267%
41400	MINISTERS EXEMPTION	RPTL 460	2	3,000	27,855	0.00090%
41640	VOL. FIRE/AMB WORKER C,T,S	RPTL 466-c,d,e,f,i	121	534,464	4,962,526	0.15966%
41730	AGRICULTURAL EXEMPTION	RPTL 483	2	74,593	692,600	0.02228%
41800	OLD AGE CNTY, TOWN, SCHOOL	RPTL 467	182	2,745,012	25,487,577	0.81999%
41930	DISABILITY ALL	RPTL 459-c	8	109,736	1,018,904	0.03278%
41980	LOW/MODERATE INCOME HOUS	RPTL 421-e	1	240,000	2,228,412	0.07169%

NYS- Real Property System
 County of: **SUFFOLK**
 Town of: **ISLIP**

Assessor's Report - 2020 - Current Year File
RP-495 Exemption Impact Report
School District Summary

Total Assessed Value 334,760,377
 Equalization Rate 0.1077
 Equalized Assessed Value 3,108,267,196

School District 472804 SAYVILLE

Exemption Code	Exemption Name	Statutory Authority	Number of Exemptions	Assessed Value of Exemptions	Total Equalized Value of Exemptions	Percent of Value Exempted
47610	ACCELERATED STRATEGIC CTS	RPTL 485-b	1	164,700	1,529,248	0.04920%
			1,149	53,292,455	494,823,165	

SAYVILLE PUBLIC SCHOOL DISTRICT
SAYVILLE, NEW YORK

2021 - 2022
NEW YORK STATE SCHOOL REPORT CARD

Property Tax Report Card

2021-22 Property Tax Report Card

580504 - Sayville UFSD			
Contact Person: John Belmonte			
Telephone Number: 631-244-6530			
Total Budgeted Amount, not including Separate Propositions	Budgeted 2020-21 (A)	Proposed Budget 2021-22 (B)	Percent Change (C)
	96,208,308	96,978,058	0.80%
A. Proposed Tax Levy to Support the Total Budgeted Amount¹	61,106,560	61,477,262	
B. Tax Levy to Support Library Debt, if Applicable	0	0	
C. Tax Levy for Non-Excludable Propositions, if Applicable²	0	0	
D. Total Tax Cap Reserve Amount Used to Reduce Current Year Levy, if Applicable	0	0	
E. Total Proposed School Year Tax Levy (A + B + C - D)	61,106,560	61,477,262	0.61%
F. Permissible Exclusions to the School Tax Levy Limit	2,676,302	2,246,192	
G. School Tax Levy Limit, Excluding Levy for Permissible Exclusions³	58,442,124	59,231,327	
H. Total Proposed School Year Tax Levy, Excluding Levy to Support Library Debt and/or Permissible Exclusions (E - B - F + D)	58,430,258	59,231,070	
I. Difference: (G - H); (negative value requires 60.0% voter approval)²	11,866	257	
Public School Enrollment	2,811	2,661	-5.34%
Consumer Price Index			1.23%

¹ Include any prior year reserve for excess tax levy, including interest.

² Tax levy associated with educational or transportation services propositions are not eligible for exclusion under the School Tax Levy Limit and may affect voter approval requirements.

³ For 2021-22, includes any carryover from 2020-21 and excludes any tax levy for library debt or prior year reserve for excess tax levy, including interest.

	Actual 2020-21 (D)	Estimated 2021-22 (E)
Adjusted Restricted Fund Balance	22,480,698	24,579,880
Assigned Appropriated Fund Balance	5,129,053	5,464,327
Adjusted Unrestricted Fund Balance	3,863,372	3,879,122
Adjusted Unrestricted Fund Balance as a Percent of the Total Budget	4.01%	4.00%

**2021-22 Property Tax Report Card
Schedule of Reserve Funds**

Reserve Type	Reserve Name	Reserve Description	3/31/21 Actual Balance*	6/30/21 Estimated Ending Balance	the Reserve in the 2020-21 School
Workers' Compensation	Workers' Compensation Reserve	To pay for Workers Compensation and benefits.	1,519,489	1,984,349	325,000
Unemployment Insurance	Unemployment Insurance Reserve	To pay the cost of reimbursement to the State Unemployment Insurance Fund.	826,083	1,426,084	200,000
Reserve for Tax Reduction	Reserve for Tax Reduction	For the gradual use of the proceeds of the sale of school district real property.	97,550	53,800	53,800
Mandatory Reserve for Debt Service	Reserve for Debt Service	To cover debt service payments on outstanding obligations (bonds, BANS) after the sale of district capital assets or improvements.	660,267	593,758	59,078
EBALR – Employee Benefit Accrued Liability	Reserve for Employee Benefits	For the payment of accrued 'employee benefits' due to employees upon termination of service.	8,474,651	8,651,253	400,000
Retirement Contribution	Reserve for Retirement Contributions - ERS	To fund employer retirement contributions to the State and Local Employees' Retirement System.	7,031,804	8,435,338	1,300,000
Retirement Contribution	Reserve for Retirement Contributions - TRS	To fund employer retirement contributions to the Teachers' Retirement System.	1,127,243	1,835,298	500,000
Committed Fund Balance	Committed Fund Balance Reserved	To fund the District's future health benefit costs available as a result of legal insurance settlement.	1,600,000	1,600,000	300,000

SAYVILLE PUBLIC SCHOOL DISTRICT SAYVILLE, NEW YORK

2021 - 2022
NEW YORK STATE SCHOOL REPORT CARD

Fiscal Transparency Report

Beginning with this current school year, the State Education Department has replaced the Fiscal Accountability Supplement Report with the new Fiscal Transparency Reports.

Fiscal Transparency Reports outline how much each school is spending per student and the source of the funds. These Fiscal Transparency Reports were issued for the first time in 2020 for the 2018-2019 school year, and annual releases will be available after April 1 in each subsequent year. At the district level, they will inform conversations within districts about whether equitable resources are being provided at the school level. At the State level, these reports will help inform future Board of Regents State Aid requests and other policy-making decisions.

Please visit the NYSED Public Data site at data.nysed.gov for Sayville's updated and future Fiscal Transparency Reports.

SAYVILLE UFSD

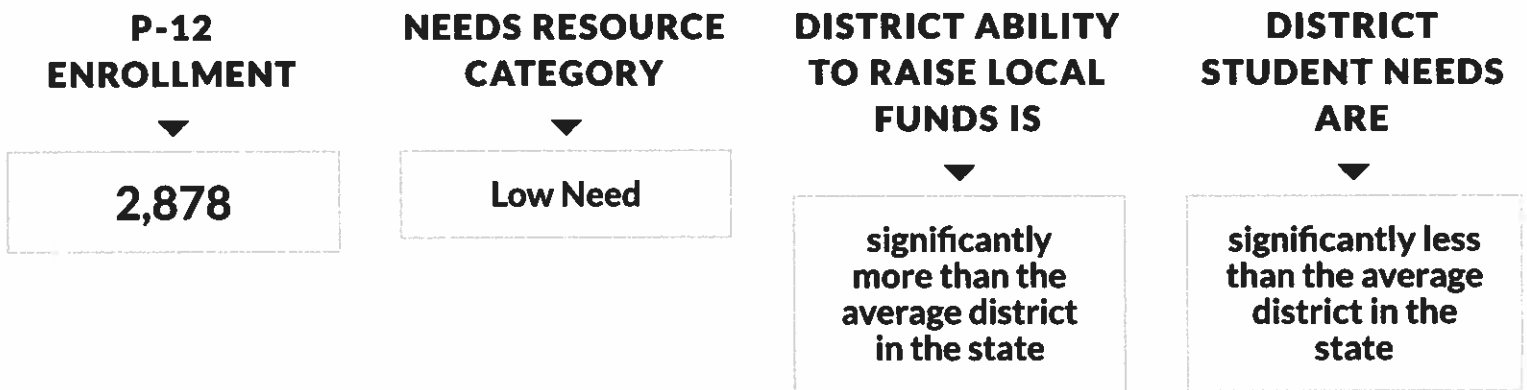
2018-19 School Year Financial Transparency Report

The tables below display per pupil expenditures for individual schools, as well as district averages that may be higher or lower than an individual school.

All amounts shown on this report (except exclusions) are per pupil of the entire school or district, unless otherwise noted.

| Business Rules

What are the economic and student characteristics of this school district?



Student Demographics

Enrollment	SAYVILLE UFSD
All Students	2,878
Economically Disadvantaged	11%
Students with Disabilities	13%
English Language Learner	0%
▼ Race/Ethnicity ⓘ Help American Indian or Alaska Native	0% ▲

Enrollment	SAYVILLE UFSD
Black or African American	1%
Hispanic or Latino	7%
Asian or Native Hawaiian/Other Pacific Islander	2%
White	88%
Multiracial	2%

Report View One: How Much is Being Spent on Instruction and Administration in this School and School District?

Data under the school column represent per pupil expenditures in each category for the individual school selected. School level data (entries A through D) under the district column represent the average per pupil school level expenditures for all schools in the district. Per pupil central district expenditures (entries E through H) are not attributed to any particular school within the district and are applied equally to all schools.

Total spending (entry I) represents all non-excluded per pupil expenditures. Data under the district column represent the average per pupil expenditures of all schools in the district. Data under the school column represent the sum of entry D for the school plus entry H for the district.

Report View One Per Pupil Expenditure Categories	SAYVILLE UFSD
⌵ A. Instruction (A1 + A2 + A3 + A4)	
A1. Classroom Salaries	\$10,027.20
A2. Other Instructional Salaries	\$1,094.21
A3. Instructional Benefits	\$3,843.73
A4. Professional Development	\$21.83
GROUP A TOTAL	\$14,986.98
⌵ B. Administration (B1 + B2 + B3)	
B1. School Administrative Salaries	\$901.77
B2. School Administrative Benefits	\$311.67
B3. Other School Administrative Expenditures	\$87.06

Report View One Per Pupil Expenditure Categories	SAYVILLE UFSD
GROUP B TOTAL	\$1,300.49
✖ C. All Other Spending (C1 + C2 + C3)	
C1. All Other Salaries	\$1,088.11
C2. All Other Benefits	\$376.07
C3. All Other Non-personnel Expenditures	\$1,071.60
GROUP C TOTAL	\$2,535.78
D. Total School Level (A + B + C)	\$18,823.24
✖ E. Central District Instruction (E1 + E2 + E3 + E4)	
E1. Classroom Salaries	\$46.92
E2. Other Instructional Salaries	\$527.46
E3. Instructional Benefits	\$198.51
E4. Professional Development	\$40.20
GROUP E TOTAL	\$813.10
✖ F. Central District Administration (F1 + F2 + F3)	
F1. Central Administrative Salaries	\$2,371.92
F2. Central Administrative Benefits	\$819.77
F3. Other Central Administrative Costs	\$5.11
GROUP F TOTAL	\$3,196.80
✖ G. All Other Central District Spending (G1 + G2 + G3)	
G1. All Other Salaries	\$70.27
G2. All Other Benefits	\$1,713.05
G3. All Other Non-personnel Costs	\$2,620.90
GROUP G TOTAL	\$4,404.21
H. Total Central District Costs	\$8,414.11
I. Total Spending (D + H)	\$27,237.35 ^

Report View Two: How are the Local/State and Federal Funds Spent in this School and School District?

Report View Two presents the same expenditures reported in View One, but disaggregates that spending by local/state/federal revenue source.

Data under the school column represent per pupil expenditures in each category for the individual school selected. School level data (entries J and K) under the district column represent the average per pupil school level expenditures for all schools in the district. Per pupil central district expenditures (entries L and M) are not attributed to any particular school within the district and are applied equally to all schools.

Total spending (entry N) represents all non-excluded per pupil expenditures. Data under the district column represent the average per pupil expenditures of all schools in the district. Data under the school column represent the sum of entries J and K for the school plus entries L and M for the district.

Report View Two Per Pupil Expenditure Categories	SAYVILLE UFSD
J. Total School Level Local/State Spending	\$18,579.66
∨ K. Total School Level Federal Spending	
K1. Federal Title I Part A	\$27.90
K2. Federal Title II Part A	\$10.60
K3. Federal Title III Part A	\$0.00
K4. Federal Title IV Part A	\$3.47
K5. IDEA	\$201.60
K6. All Other Federal	\$0.00
GROUP K TOTAL	\$243.58
L. Total Central District Level Local/State Spending	\$8,364.66
M. Total Central District Level Federal Spending	\$49.44
N. Total District and School Spending (J + K + L + M)	\$27,237.35

Detailed Spending: How Much is Spent Per Pupil in Selected Program Areas in This School and School District?



Program Area Details in entries O through Z represent subsets of spending in Report View One and Report View Two. Five program areas are broken out. To calculate per pupil expenditures enrollment of the entire district or school are used for pupil services, community schools programs, and BOCES services. Enrollments for the particular program areas are used for special education, ELL/MLL services, and prekindergarten.

Entries O through T represent school level expenditures. Data under the school column represent per pupil expenditures in each of category in the selected school. Data under the district column represent the district average of all schools in each of these categories.

Entries U through Z represent central district expenditures that are not attributable to a particular school. No data are reported under the school column.

▼	Program Detail Areas	
	Program areas are included within the above School Level Expenditures (Row D) and Central District Costs (Row H)	
School Level	SAYVILLE UFSD	
O. Special Education	\$21,936.87	
P. ELL / MLL Services	\$0.00	
Q. Pupil Services	\$1,345.19	
R. Community Schools Programs	\$0.00	
S. BOCES Services	\$200.07	
T. Prekindergarten	\$0.00	
District Level		
U. Special Education	\$2,119.82	
V. ELL / MLL Services	\$0.00	
W. Pupil Services	\$245.51	
X. Community Schools Programs	\$0.00	
Y. BOCES Services	\$713.79	
Z. Prekindergarten	\$0.00	▲

Exclusions: What other spending is not included in the per pupil amounts shown above?

The final section represents total expenditures, with the following exclusions that were not included in the per pupil expenditure calculations above: transportation, tuition, debt service, and other.

“Other Exclusions” include expenditures such as tuition for students attending BOCES full-time, services provided to nonpublic or charter schools, prekindergarten payments to community-based organizations, and community services.

School districts reported expenditures for this report separately from the ST-3 report and may not match the ST-3 report.

District Expenditures Excluded	SAYVILLE UFSD
1. Transportation	\$3,729,136.00
2. Charter School Tuition	\$0.00
3. Other Tuition	\$787,772.00
4. Debt Service	\$4,676,536.00
5. Other	\$8,728,385.00
Percent Excluded from Total	19%
Total Expenditures	\$96,310,921.00

© COPYRIGHT NEW YORK STATE EDUCATION DEPARTMENT, ALL RIGHTS RESERVED.

THIS DOCUMENT WAS CREATED ON: APRIL 27, 2021, 9:52 AM EST

GLOSSARY OF TERMS - ESSA FINANCIAL TRANSPARENCY DATA

District Ability to Raise Local Funds

A school district's ability to raise local funds is classified as significantly more, slightly more, slightly less, or significantly less than the statewide average.

District Student Needs


Student needs in a school district are classified as significantly higher, slightly higher, slightly lower, or significantly lower than the statewide average.

Economically Disadvantaged

Economically disadvantaged students are those who participate in, or whose family participates in, economic assistance programs, such as the free or reduced-price lunch programs, Social Security Insurance (SSI), Food Stamps, Foster Care, Refugee Assistance (cash or medical assistance), Earned Income Tax Credit (EITC), Home Energy Assistance Program (HEAP), Safety Net Assistance (SNA), Bureau of Indian Affairs (BIA), or Family Assistance: Temporary Assistance for Needy Families (TANF). If one student in a family is identified as low income, all students from that household (economic unit) may be identified as low income.

English Language Learners

English Language Learners (ELLs) are those who, by reason of foreign birth or ancestry, speak or understand a language other than English and speak or understand little or no English, and require support in order to become proficient in English and are identified pursuant to Section 154.3 of Commissioner's Regulations.

- **Newcomers** - ELL students receiving ELL services through an ELL program for a duration of less than or equal to 3 years
 - **Developing** - ELL students receiving ELL services through an ELL program for a duration of 4 to 6 years
 - **Long Term** - ELL students receiving ELL services through an ELL program for a duration greater than or equal to 7 years
 - **SIFE** - Students identified as having Inconsistent/Interrupted Formal Education.
 - English Language Learners/Multilingual Learners who have attended schools in the United States (the 50 States and the District of Columbia) for less than twelve months and upon initial enrollment in such schools are two or more years below grade level in literacy in their home language; and/or
-  **Help**

- o are two or more years below grade level in math due to inconsistent or interrupted schooling prior to arrival in the United States (the 50 States and the District of Columbia).

Needs Resource Capacity Categories

The need/resource capacity index, a measure of a district's ability to meet the needs of its students with local resources.

Race/Ethnicity

Race or races with which the student primarily identifies as indicated by the student or the parent/guardian.

- **American Indian or Alaska Native:** A person having origins in any of the original peoples of North and South America (including Central America) and who maintains cultural identification through tribal affiliation or community recognition.
- **Asian or Native Hawaiian/Other Pacific Islander:** : A person having origins in any of the original peoples of the Far East, Southeast Asia, or the Indian subcontinent, including Cambodia, China, India, Japan, Korea, Malaysia, Pakistan, the Philippine Islands, Thailand, and Vietnam; or a person having origins in any of the original peoples of Hawaii, Guam, Samoa, or other Pacific Islands.
- **Black or African American:** A person having origins in any of the black racial groups of Africa.
- **Hispanic or Latino:** A person of Mexican, Puerto Rican, Cuban, Central or South American, or other Spanish culture or origin, regardless of race.
- **White:** A person having origins in any of the original peoples of Europe, North Africa, or the Middle East.
- **Multiracial:** Non-Hispanic students who are reported with more than one race.

Students with Disabilities

Students with disabilities are those who have been identified as such by the Committee on Special Education and are receiving services under the Individuals with Disabilities Education Act (IDEA). Students with disabilities include those having an intellectual disability; hearing impairment, including deafness; speech or language impairment; visual impairment, including blindness; serious emotional disturbance; orthopedic impairment; autism; traumatic brain injury; developmental delay; other health impairment; specific learning disability; deaf-blindness; or multiple disabilities and who, by reason thereof, receive special education and related services under the IDEA according to an Individualized Education Program (IEP), Individualized Family Service Plan (IFSP), or a services plan.

© COPYRIGHT NEW YORK STATE EDUCATION DEPARTMENT, ALL RIGHTS RESERVED.

THIS DOCUMENT WAS CREATED ON: APRIL 27, 2021, 9:54 AM EST

**SAYVILLE PUBLIC SCHOOL DISTRICT
SAYVILLE, NEW YORK**

**2021 - 2022
NEW YORK STATE DISTRICT REPORT CARD**

District Report Card data is also available at the New York State Public Data Access Site:
<http://data.nysed.gov/>

SAYVILLE UFSD - NEW YORK STATE REPORT CARD [2019 - 20]

The New York State Report Card is an important part of the Board of Regents' effort to create educational equity and raise learning standards for all students. Knowledge gained from the report card on a school's or district's strengths and weaknesses can be used to improve instruction and services to students. The report card provides information to the public on school/district staff, students, and measures of school and district performance as required by the Every Student Succeeds Act (ESSA). Fundamentally, ESSA is about creating a set of interlocking strategies to promote educational equity by providing support to districts and schools as they work to ensure that every student succeeds. New York State is committed to ensuring that all students succeed and thrive in school no matter who they are, where they live, where they go to school, or where they come from.

Due to COVID - 19 and resulting changes to New York State testing, accountability, and federal reporting requirements, 2020-21 district and school accountability statuses are the same as those assigned for the 2019-20 school year. For informational purposes, graduation rates for the Secondary Graduation Rate indicator using lagged 2018-19 data are reported. Spring 2020 standardized state assessments, including the June 2020 Regents examinations, were canceled and are, thus, not reported. For detailed information on requirement changes, please see the U.S. Department of Education-approved waiver and the memorandum from the Office of Accountability entitled " 2019-20 Accountability Implications to Address the COVID-19 Crisis ."

2020-21 ACCOUNTABILITY STATUS BASED ON 2018-19 DATA

Per the U.S. Department of Education-approved waiver, districts and schools, including subgroups, will maintain in the 2020-21 school year the same accountability status assigned for the 2019-20 school year with no progress determinations. For more information, please see the memorandum from the Office of Accountability entitled, "2019-20 Accountability Implications to Address the COVID-19 Crisis." The 2020-21 Accountability status may differ from the 2019-20 status as a result of a school reconfiguration. Schools that newly opened for the 2020-21 school year will not be displayed.

GOOD STANDING

SECTION 1003 SCHOOL IMPROVEMENT FUNDS (2019-20)

The link below provides a list of all Local Education Agencies and public schools that received section 1003 school improvement funds, including the amount of funds each school received and the types of strategies implemented in each school with such funds.

Section 1003 School Improvement Funds Data (61.38 kilobytes)

For information on the use of Title I School Improvement funds, see:

- 2018-19 Title I SIG 1003 Basic Application and Addendum for 2019-20 Extension
- 2019-20 Title I SIG 1003 Basic Planning
- 2019-20 Title I School Improvement Grant 1003 Targeted Support Grant
- 2019-20 Title I School Improvement Grant 1003 ENHANCED Comprehensive Support and Improvement (CSI) Support Grant
- 2019 NYSIP-PLC Phase II
- SIG Cohort 6 and 7 Schools Funded with SIGA in 2019-20



Help

ELEMENTARY/MIDDLE STATUSES BY SUBGROUP

Per the U.S. Department of Education-approved waiver, districts and schools, including subgroups, will maintain in the 2020-21 school year the same accountability status assigned for the 2019-20 school year with no progress determinations.

Subgroup	Status
All Students	Good Standing
Asian or Native Hawaiian/Other Pacific Islander	Good Standing
Black or African American	Good Standing
Hispanic or Latino	Good Standing
Multiracial	Good Standing
White	Good Standing
Students with Disabilities	Good Standing
Economically Disadvantaged	Good Standing

SECONDARY STATUSES BY SUBGROUP

Per the U.S. Department of Education-approved waiver, districts and schools, including subgroups, will maintain in the 2020-21 school year the same accountability status assigned for the 2019-20 school year with no progress determinations.

Subgroup	Status
All Students	Good Standing
Asian or Native Hawaiian/Other Pacific Islander	Good Standing
Hispanic or Latino	Good Standing
White	Good Standing
Students with Disabilities	Good Standing
Economically Disadvantaged	Good Standing

SECONDARY GRADUATION RATE

Accountability graduation rate data are provided for informational purposes only in 2019-20 and are not used to make district or school accountability status determinations for the 2020-21 school year. For more information, please see the memorandum from the Office of Accountability entitled, "2019-20 Accountability Implications to Address the COVID-19 Crisis."

Subgroup	Cohort	Number In Cohort	Grad Rate
All Students	4-Year	244	99.2%
	5-Year	252	96.8%
	6-Year	245	98%
American Indian or Alaska Native	4-Year	0	—
	5-Year	1	—
	6-Year	0	—
Asian or Native Hawaiian/Other Pacific Islander	4-Year	9	—
	5-Year	4	—
	6-Year	6	—
Black or African American	4-Year	0	—
	5-Year	5	—
	6-Year	3	—
Hispanic or Latino	4-Year	23	—
	5-Year	17	—
	6-Year	23	—
Multiracial	4-Year	2	—
	5-Year	2	—
	6-Year	3	—
White	4-Year	220	99.1%
	5-Year	237	97%
	6-Year	231	98.3%
English Language Learners	4-Year	0	—
	5-Year	0	—
	6-Year	0	—
Students with Disabilities	4-Year	68	86.8%
	5-Year	44	86.4%
	6-Year	30	86.7%
Economically Disadvantaged	4-Year	56	91.1%
	5-Year	32	90.6%
	6-Year	36	97.2%

NATIONAL ASSESSMENT OF EDUCATION PROGRESS (NAEP) RESULTS (2018-19)

National Assessment of Education Progress (NAEP) are reported for statewide (New York State) and national results only. District- and school-level results are not reported for NAEP.

NEW YORK STATE NAEP GRADE 4

SUBGROUP	READING				MATH			
	BELOW BASIC	BASIC	PROFICIENT	ADVANCED	BELOW BASIC	BASIC	PROFICIENT	ADVANCED
All Students	34	31	26	8	24	40	29	8
Students with Disabilities	73	18	7	1	61	30	7	2
American Indian or Alaska Native	*	*	*	*	*	*	*	*
Asian	21	27	34	17	8	23	43	26
Native Hawaiian/Other Pacific Islander	*	*	*	*	*	*	*	*
Black or African American	53	31	14	2	43	40	16	1
Hispanic or Latino	45	32	19	4	33	45	19	2
White	24	32	33	11	14	39	38	9
Multiracial	24	23	35	18	15	42	31	12
Limited English Proficient	78	17	4	*	51	40	8	1
Economically Disadvantaged	49	31	17	3	33	43	21	3

NEW YORK STATE NAEP GRADE 8

SUBGROUP	READING				MATH			
	BELOW BASIC	BASIC	PROFICIENT	ADVANCED	BELOW BASIC	BASIC	PROFICIENT	ADVANCED
All Students	30	38	28	4	34	32	22	11
Students with Disabilities	58	31	10	1	72	22	5	2
American Indian or Alaska Native	*	*	*	*	*	*	*	*
Asian	21	33	36	10	15	25	29	31
Native Hawaiian/Other Pacific Islander	*	*	*	*	*	*	*	*
Black or African American	43	38	17	1	55	30	12	3
Hispanic or Latino	41	38	19	2	49	35	14	3
White	20	39	35	6	23	33	29	15
Multiracial	*	*	*	*	*	*	*	*
Limited English Proficient	83	16	1	*	88	10	2	*
Economically Disadvantaged	40	38	20	2	47	32	16	5

NATIONAL NAEP GRADE 4

SUBGROUP	READING				MATH			
	BELOW BASIC	BASIC	PROFICIENT	ADVANCED	BELOW BASIC	BASIC	PROFICIENT	ADVANCED
All Students	35	31	26	9	20	40	32	9
Students with Disabilities	70	18	9	2	51	33	14	3
American Indian or Alaska Native	50	30	17	3	32	43	22	4
Asian	18	25	35	22	7	23	41	29
Native Hawaiian/Other Pacific Islander	45	31	20	4	30	40	24	5
Black or African American	53	30	15	3	35	45	18	2
Hispanic or Latino	46	31	19	4	27	45	24	3
White	24	31	32	12	12	36	40	12
Multiracial	28	32	29	11	17	40	34	10
Limited English Proficient	65	25	8	1	41	43	15	1
Economically Disadvantaged	48	31	18	3	29	45	23	3

NATIONAL NAEP GRADE 8

SUBGROUP	READING				MATH			
	BELOW BASIC	BASIC	PROFICIENT	ADVANCED	BELOW BASIC	BASIC	PROFICIENT	ADVANCED
All Students	28	39	29	4	32	35	23	10
Students with Disabilities	64	27	8	1	68	23	7	2
American Indian or Alaska Native	40	41	19	1	48	37	13	3
Asian	13	30	43	13	12	24	31	33
Native Hawaiian/Other Pacific Islander	38	38	23	2	47	34	15	4
Black or African American	47	39	14	1	54	33	11	2
Hispanic or Latino	38	40	20	1	43	37	16	3
White	19	39	36	5	21	36	30	13
Multiracial	24	40	31	5	28	36	25	11
Limited English Proficient	73	24	3	*	73	22	4	1
Economically Disadvantaged	40	40	18	1	46	36	15	3

*There are not sufficient data for this subgroup.

EXPENDITURES PER PUPIL (2019-20)

For detailed information, please see Financial Transparency Report.

	Pupil Count	Federal		State & Local		Total	
		Expenditures	Expenditures Per Pupil	Expenditures	Expenditures Per Pupil	Expenditures	Expenditures Per Pupil
This District	2,822	\$994,570	\$352	\$75,292,964	\$26,681	\$76,287,534	\$27,033
Statewide	2,638,949	\$2,632,354,668	\$998	\$57,627,620,079	\$21,837	\$60,259,974,747	\$22,835

STAFF QUALIFICATIONS (2019-20)
INEXPERIENCED TEACHERS AND PRINCIPALS

	TEACHERS			PRINCIPALS		
	Total	# Inexperienced	% Inexperienced	Total	# Inexperienced	% Inexperienced
THIS DISTRICT	235	18	8%	5	0	0%
STATEWIDE	205,520	35,059	17%	4,784	1,237	26%
STATEWIDE HIGH-POVERTY SCHOOLS	46,266	13,190	29%	1,168	320	27%
STATEWIDE LOW-POVERTY SCHOOLS	61,131	5,677	9%	1,193	260	22%

Teacher and principal counts are as reported by schools and districts in the Student Information Repository System (SIRS).

TEACHERS TEACHING OUT OF THEIR SUBJECT OR FIELD OF CERTIFICATION

	Total	TEACHERS TEACHING OUT OF THEIR SUBJECT/FIELD OF CERTIFICATION	
		#	%
THIS DISTRICT	246	0	0%
STATEWIDE	216,218	20,182	9%
STATEWIDE HIGH-POVERTY SCHOOLS	46,676	9,564	20%
STATEWIDE LOW-POVERTY SCHOOLS	54,886	1,004	2%

Teacher counts are as reported in Teacher Access and Authorization (TAA).

GRADUATION RATE (2019-20)

Graduation Rate data are for students who first entered grade 9, four years prior to this reporting year. Graduates are as of August following the close of the reporting year. Click on High School Graduation Rate Data report to see district and state comparisons and to filter on gender and ethnicity student subgroups.

Subgroup	Total	GRAD RATE		REGENTS WITH ADVANCED DESIGNATION		REGENTS DIPLOMA		LOCAL DIPLOMA		NON DIPLOMA CRED		STILL ENROLLED		GED TRANSFER		DROPOUT	
		#	%	#	%	#	%	#	%	#	%	#	%	#	%	#	%
All Students	228	222	97%	176	77%	44	19%	2	1%	0	0%	6	3%	0	0%	0	0%
Female	112	108	96%	94	84%	14	13%	0	0%	0	0%	4	4%	0	0%	0	0%
Male	116	114	98%	82	71%	30	26%	2	2%	0	0%	2	2%	0	0%	0	0%
Multiracial	1	—	—	—	—	—	—	—	—	—	—	—	—	—	—	—	—
American Indian or Alaska Native	1	—	—	—	—	—	—	—	—	—	—	—	—	—	—	—	—
Asian or Native Hawaiian/Other Pacific Islander	4	—	—	—	—	—	—	—	—	—	—	—	—	—	—	—	—
White	211	207	98%	164	78%	41	19%	2	1%	0	0%	4	2%	0	0%	0	0%
Black or African American	1	—	—	—	—	—	—	—	—	—	—	—	—	—	—	—	—
Hispanic or Latino	10	9	90%	6	60%	3	30%	0	0%	0	0%	1	10%	0	0%	0	0%
General-Education Students	196	196	100%	170	87%	26	13%	0	0%	0	0%	0	0%	0	0%	0	0%
Students with Disabilities	32	26	81%	6	19%	18	56%	2	6%	0	0%	6	19%	0	0%	0	0%
Non-English Language Learners	228	222	97%	176	77%	44	19%	2	1%	0	0%	6	3%	0	0%	0	0%
English Language Learners	0	0	0%	0	0%	0	0%	0	0%	0	0%	0	0%	0	0%	0	0%
Not Economically Disadvantaged	194	191	98%	161	83%	28	14%	2	1%	0	0%	3	2%	0	0%	0	0%
Economically Disadvantaged	34	31	91%	15	44%	16	47%	0	0%	0	0%	3	9%	0	0%	0	0%
Not Migrant	228	222	97%	176	77%	44	19%	2	1%	0	0%	6	3%	0	0%	0	0%

Subgroup	Total	GRAD RATE		REGENTS WITH ADVANCED DESIGNATION		REGENTS DIPLOMA		LOCAL DIPLOMA		NON DIPLOMA CRED		STILL ENROLLED		GED TRANSFER		DROPOUT	
		#	%	#	%	#	%	#	%	#	%	#	%	#	%	#	%
Migrant	0	0	0%	0	0%	0	0%	0	0%	0	0%	0	0%	0	0%	0	0%
Parents not in Armed Forces	228	222	97%	176	77%	44	19%	2	1%	0	0%	6	3%	0	0%	0	0%
Parents in Armed Forces	0	0	0%	0	0%	0	0%	0	0%	0	0%	0	0%	0	0%	0	0%
Not Homeless	227	--	--	--	--	--	--	--	--	--	--	--	--	--	--	--	--
Homeless	1	--	--	--	--	--	--	--	--	--	--	--	--	--	--	--	--
Not in Foster Care	228	222	97%	176	77%	44	19%	2	1%	0	0%	6	3%	0	0%	0	0%
Foster Care	0	0	0%	0	0%	0	0%	0	0%	0	0%	0	0%	0	0%	0	0%

CIVIL RIGHTS DATA COLLECTION (CRDC) (2017-18)

Civil Right Data Collection (CRDC) data are reported to the United States Department of Education by districts and include data on measures of school quality, climate, and safety as well as enrollment in preschool programs and accelerated coursework to earn postsecondary credit. For more information, visit the CRDC homepage.

CRDC Data (21.01 megabytes)

CRDC Glossary and Guide

© COPYRIGHT NEW YORK STATE EDUCATION DEPARTMENT, ALL RIGHTS RESERVED.


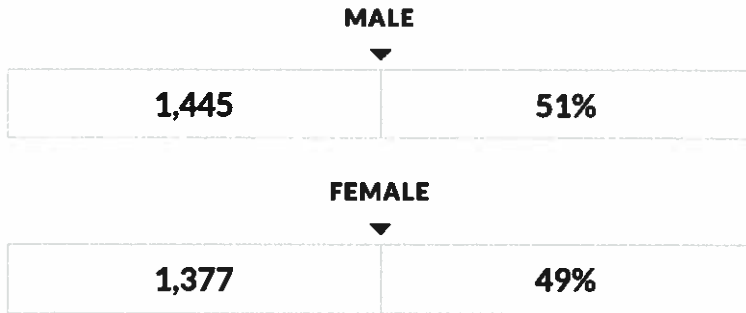
THIS DOCUMENT WAS CREATED ON: APRIL 27, 2021, 9:31 AM EST

These enrollment data are collected as part of NYSED's Student Information Repository System (SIRS). These counts are as of "BEDS Day" which is typically the first Wednesday in October. Available are enrollment counts for public and charter school students by various demographics for the 2019 - 20 school year. For nonpublic school enrollment data please see the Non-Public School Enrollment and Staff information on our Information and Reporting Services webpage.

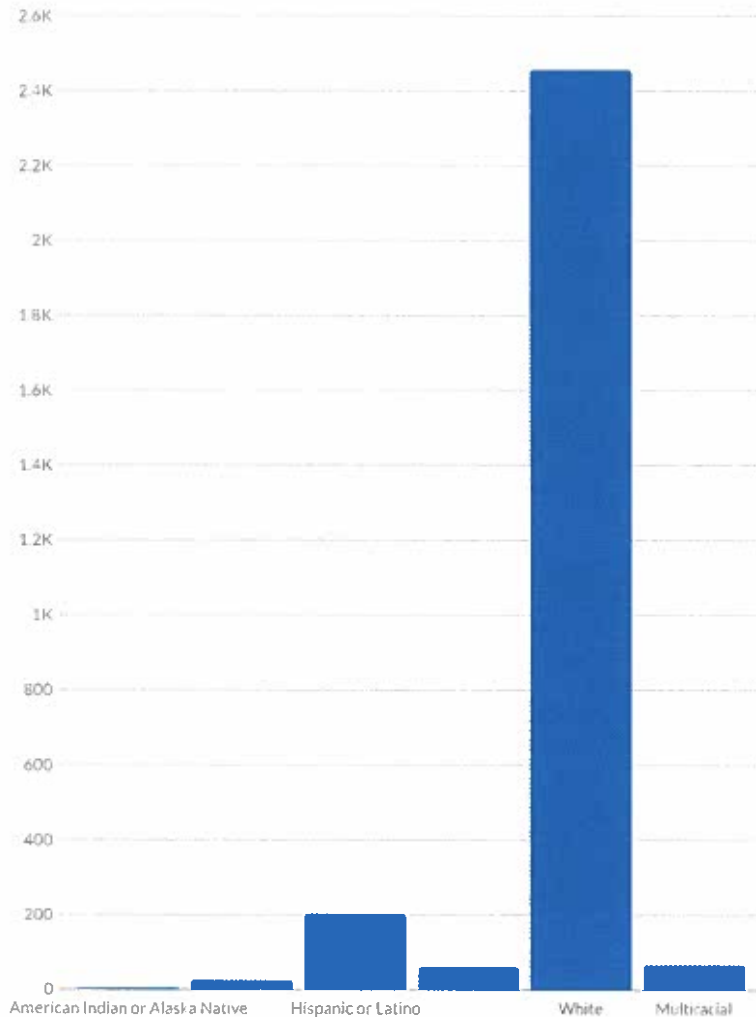
SAYVILLE UFSD ENROLLMENT (2019 - 20)

K-12 Enrollment: 2,822

ENROLLMENT BY GENDER



ENROLLMENT BY ETHNICITY



AMERICAN INDIAN OR ALASKA NATIVE



BLACK OR AFRICAN AMERICAN



HISPANIC OR LATINO



ASIAN OR NATIVE HAWAIIAN/OTHER PACIFIC ISLANDER



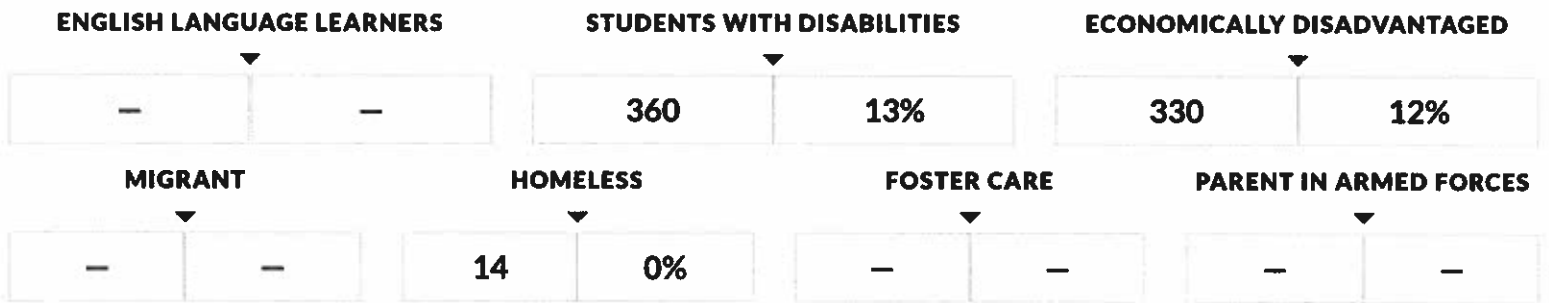
WHITE



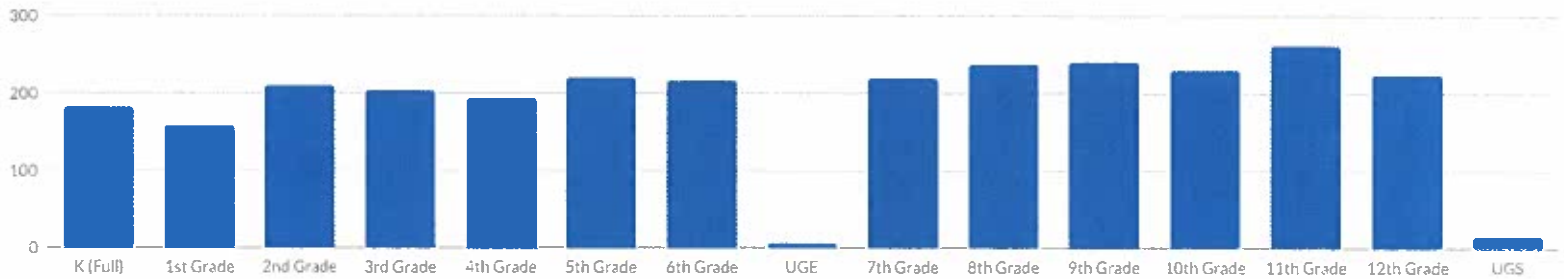
MULTIRACIAL



OTHER GROUPS



ENROLLMENT BY GRADE



K (FULL DAY)	182	6%	1ST GRADE	158	6%	2ND GRADE	210	7%	3RD GRADE	204	7%
4TH GRADE	193	7%	5TH GRADE	221	8%	6TH GRADE	217	8%	UNGRADED ELEMENTARY	7	0%
7TH GRADE	220	8%	8TH GRADE	238	8%	9TH GRADE	241	9%	10TH GRADE	230	8%
11TH GRADE	262	9%	12TH GRADE	224	8%	UNGRADED SECONDARY	15	1%			

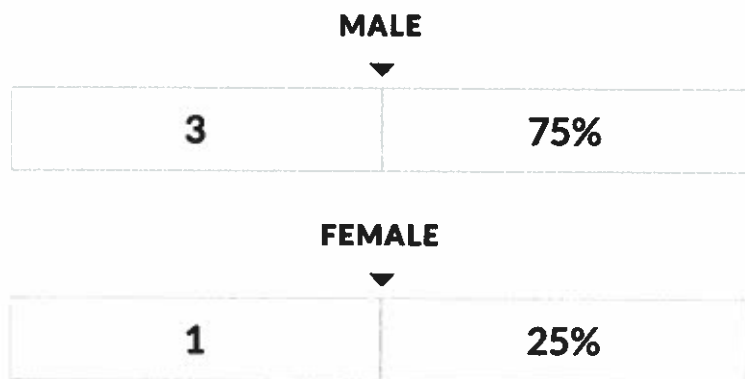
© COPYRIGHT NEW YORK STATE EDUCATION DEPARTMENT, ALL RIGHTS RESERVED.

THIS DOCUMENT WAS CREATED ON: APRIL 27, 2021, 9:42 AM EST

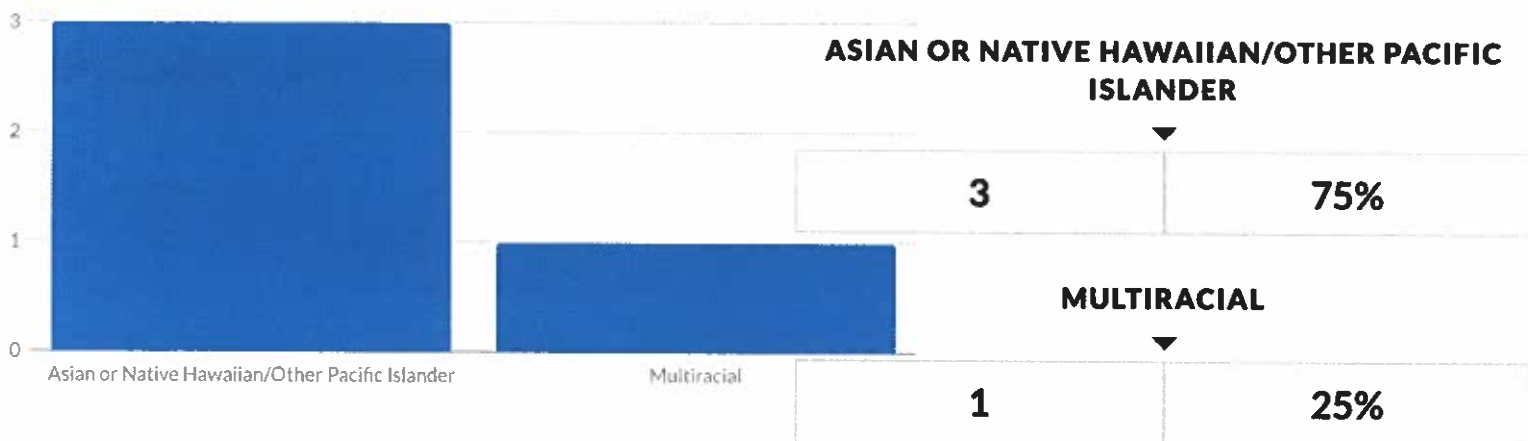
SAYVILLE UFSD ENGLISH LANGUAGE LEARNERS ENROLLMENT (2019 - 20)

K-12 ELL Enrollment: 4
K-12 Former ELL Enrollment: 14

ELL ENROLLMENT BY GENDER



ELL ENROLLMENT BY ETHNICITY



OTHER GROUPS



ELL ENROLLMENT BY GRADE

[? Help](#)




Data used to generate the Home Languages, English Language Learners Breakdown, and the English Language Learners Programs tables differs from the rest of the report. Students included in the Home Languages, English Language Learners Breakdown, and the English Language Learners Programs were those students who were identified as ELL during the school year. The rest of the report includes students who were ELL as of BEDS day.

HOME LANGUAGES

- 1 Spanish
- 2 Bengali
- 3 Japanese
- 4 Pushto
- 5 Hindi

ENGLISH LANGUAGE LEARNERS BREAKDOWN



ENGLISH LANGUAGE LEARNERS PROGRAMS

