



## Waste Sorting Game

Updated December 2024

### Creating the Game:

1. Print pages 2-10
2. Cut out pictures

### How to Play:

Set out the three “waste receptacles” using the recycling, organics, and trash signs you printed. Have students go through the pile of pictures and sort each card into the correct waste stream by setting the card in the receptacle with the correlating sign.

This can be done leisurely or as a race between groups. For speed rounds, focus on accuracy as well as speed.

Refer to the [MPS Disposal Guide](#) for the correct categories.




























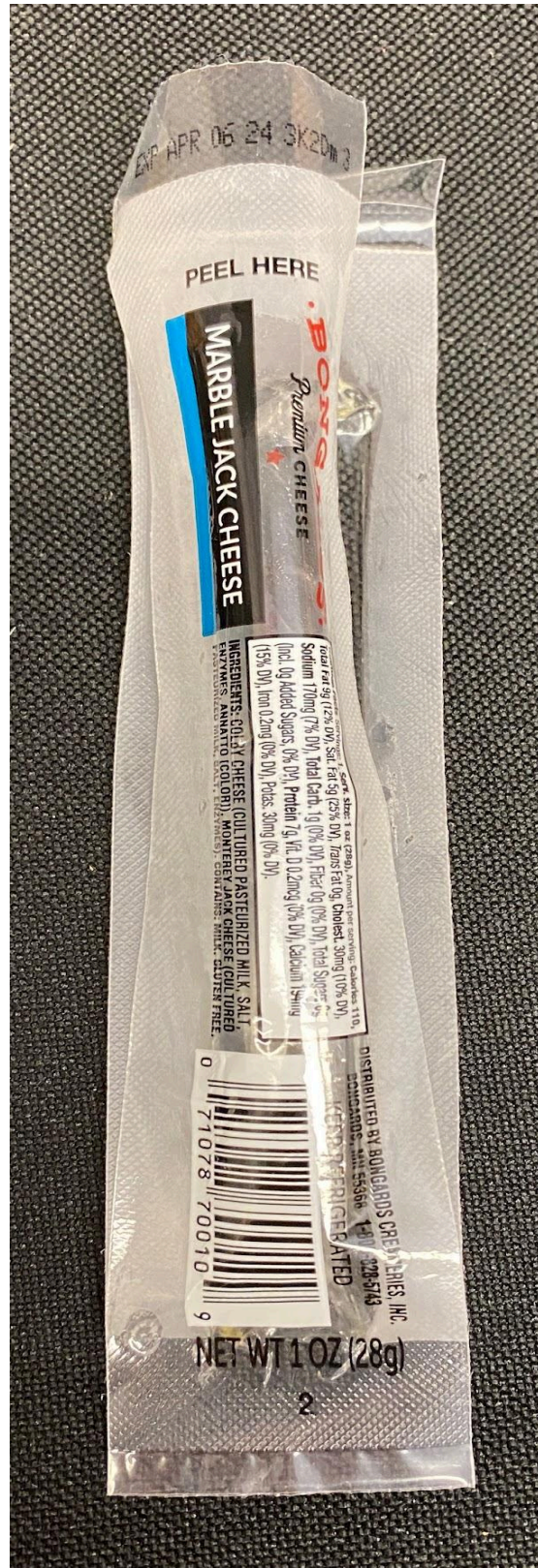












# ***Recycle***







# *Trash*

