

# gfps

## **This is Great Falls Public Schools!**

*Tom Moore*

*Superintendent of Schools*

*January 2021*





Great Falls Public Schools

All kids engaged in learning today....for life tomorrow

DISTRICT HOME

SELECT A SCHOOL →

TRANSLATE

Check out the GFPS webpage:  
[www.gfps.k12.mt.us](http://www.gfps.k12.mt.us)



Home Our District School Board Departments & Programs Parents & Students Community Staff Calendars



Students Say Thank You

SCROLL



COMMUNITY  
FLYERS



CONTACT US



EMPLOYMENT



FOOD PROGRAM



POWERSCHOOL



SAFETY



STAFF DIRECTORY



TRANSPORTATION

UPCOMING EVENTS

DISTRICT INFORMATION

UPCOMING EVENTS

DISTRICT INFORMATION



Great Falls Public Schools

All kids engaged in learning today....for life tomorrow

Home Our District School Board Departments & Programs Parents & Students

## ABOUT US

- Overview
- Mission, Vision and Belief Statement
- Fast Facts Dashboard 2020-2021

## ABOUT US

- District Accomplishments
- Strategic Plans



COMMUNITY  
FLYERS



CONTACT US



EMPLOYMENT



FOOD PROGRAM



POWERSCHOOL

1100 4th St S, Great Falls, MT 59405

VIEW MAP



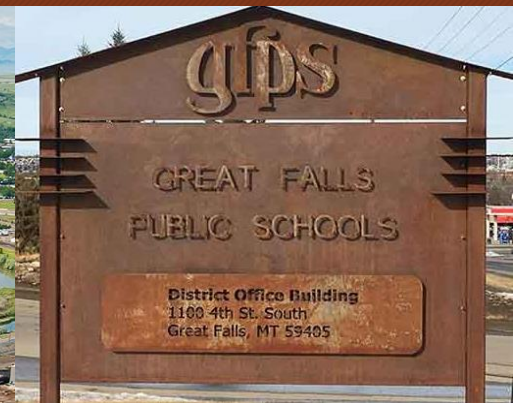

The "About Us" page has a variety of good information.  
Find it here:

<http://www.gfps.k12.mt.us/content/about-us>

# About Us: **THE BASICS**

*Great Falls  
Great Schools  
Greater Tomorrows*

- Established in 1888
- Only 11 Superintendents (avg. 11.09 yrs.)
- 2<sup>nd</sup> largest District in Montana
- 1 of 8 AA Districts in Montana  
*(Belgrade, Billings, Bozeman, Butte, Kalispell, Helena and Missoula)*
- 3<sup>rd</sup> largest employer in Great Falls
- 1.9 million square feet of building space
- 285 acres of land





# Mission, Vision and Belief STATEMENTS

*Great Falls  
Great Schools  
Greater Tomorrows*

*The District's mission, vision and belief statements define the core values that shape the District's direction and action.*

## VISION:

All kids engaged in learning today.....for life tomorrow.

## MISSION:

We successfully educate students to navigate their futures.

# Belief Statements

*Great Falls  
Great Schools  
Greater Tomorrows*

- All students deserve teachers and staff who thrive on student success.
- Each student will have fair and equitable opportunity for quality instruction and academic success.
- All students learn when their individual needs are met through a personalized school experience.
- All students and staff learn and work best in a safe, secure, and nurturing environment.
- Highly skilled and committed personnel are our greatest asset.
- Students, staff, family, and community members are partners in a quality education.
- Dedication to affirming diversity enriches the educational experiences for all.
- District programs are flexible and adaptable, and our staff strives to provide innovative and creative choices to meet the changing needs of all students.
- A well-educated community is the foundation of our democracy
- District resources and staff are public assets requiring responsible stewardship and community involvement.
- All students will graduate citizenship ready and prepared for career and/or college.

# About Us: **THE STRATEGIC PLAN**

*Great Falls  
Great Schools  
Greater Tomorrows*



# Strategic Plan Goal No. 1

## **STUDENT ACHIEVEMENT**



*Great Falls Public Schools believes that we should have comprehensive systems of support in place to ensure that students achieve the highest levels of academic growth.*

**Goal:** The District will develop clear goals for student achievement through targeted strategies that will improve student learning and develop the essential skills necessary for citizenship, career and/or college readiness, as measured by academic achievement data at each grade level and graduation rates.

# Strategic Plan Goal No. 2

## **HEALTHY, SAFE AND SECURE SCHOOLS**



*The District believes that a comprehensive educational environment addresses the health, safety, and social/emotional needs of all students and staff.*

GOAL: The District will implement policies, strategies and practices to address specific health and safety concerns, while monitoring the overall health and well-being of all students and staff.



# Strategic Plan Goal No. 3

## **STEWARDSHIP AND ACCOUNTABILITY**



*The District believes that our resources and staff are public assets requiring responsible stewardship, accountability and community involvement.*

Goal: The District will utilize federal relief funds to enhance existing funding sources to maximize allowable expenditures associated with improving learning outcomes as measured by annual reports.

# About Us: STUDENTS



- 10,251 students
- Ages 3-21+
- By Level:
  - Pre-School = 119
  - K-6 = 5449
  - 7-8 = 1,552
  - 9-12 = 3,131
  - Adult Education = varies

(Data from Fall Count, 2021)



# The District: STUDENTS

*Great Falls  
Great Schools  
Greater Tomorrows*  
Data as of 3/24/2023



## Programs

48.60%	Free/Reduced Lunch
4.57%	LEP <i>(Limited English Proficient)</i>
1.30%	ESL <i>(English as Second Language)</i>
12.50%	Special Education
4.57%	Homeless
11.80%	Military



## Ethnicity

1.1%	Black
16.5%	Native American
0.01%	Pacific Islander
0.19%	Asian
70.6%	White
7.6%	Hispanic
4.0%	Multiracial





# Military Families Welcomed Here!!!





# Military Families Welcomed Here!!!



# Military Families Welcomed Here!!!

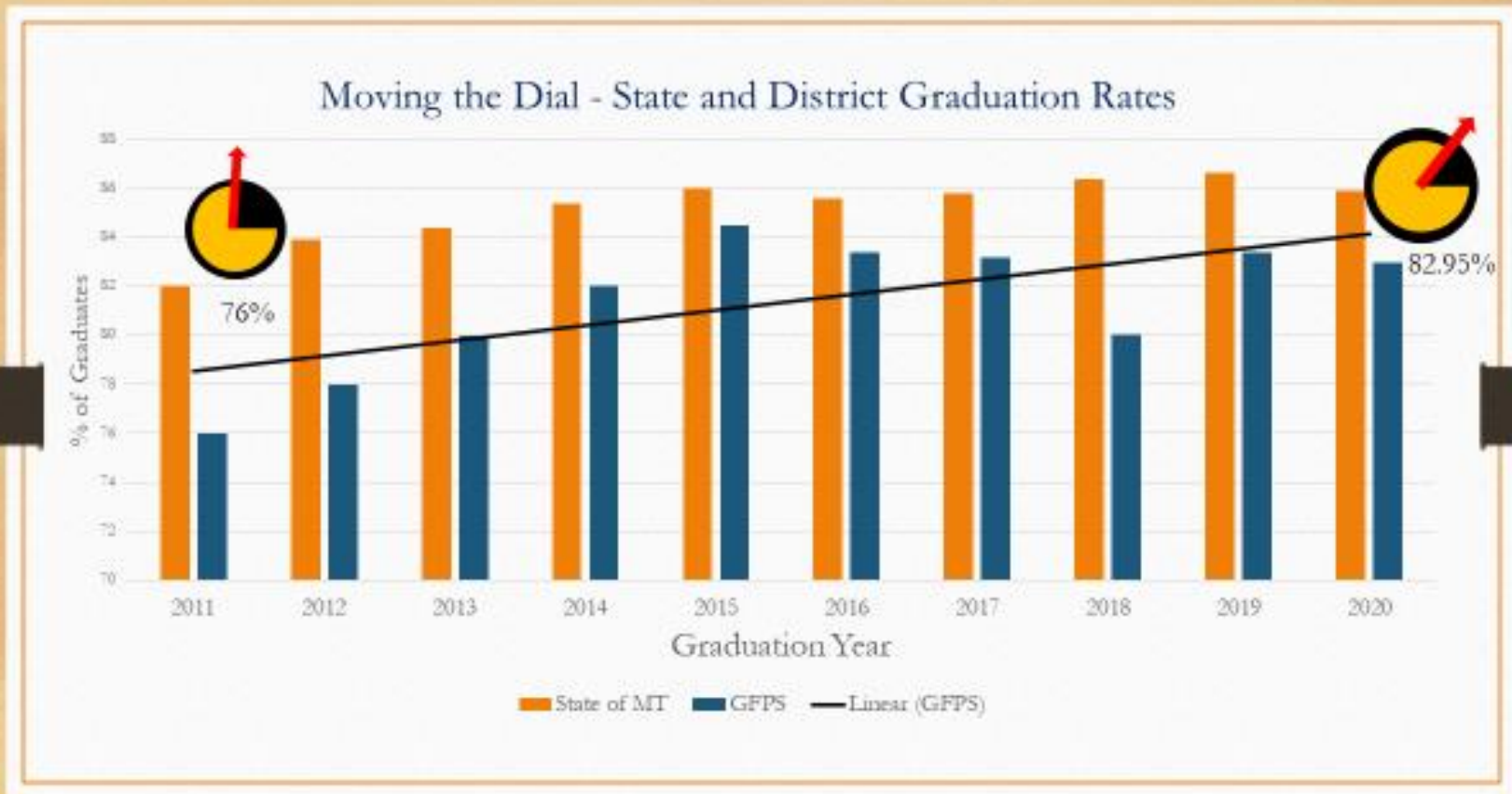

2020 Montana Purple Star Award Schools

- Loy Elementary School
- North Middle School
- C.M. Russell High School



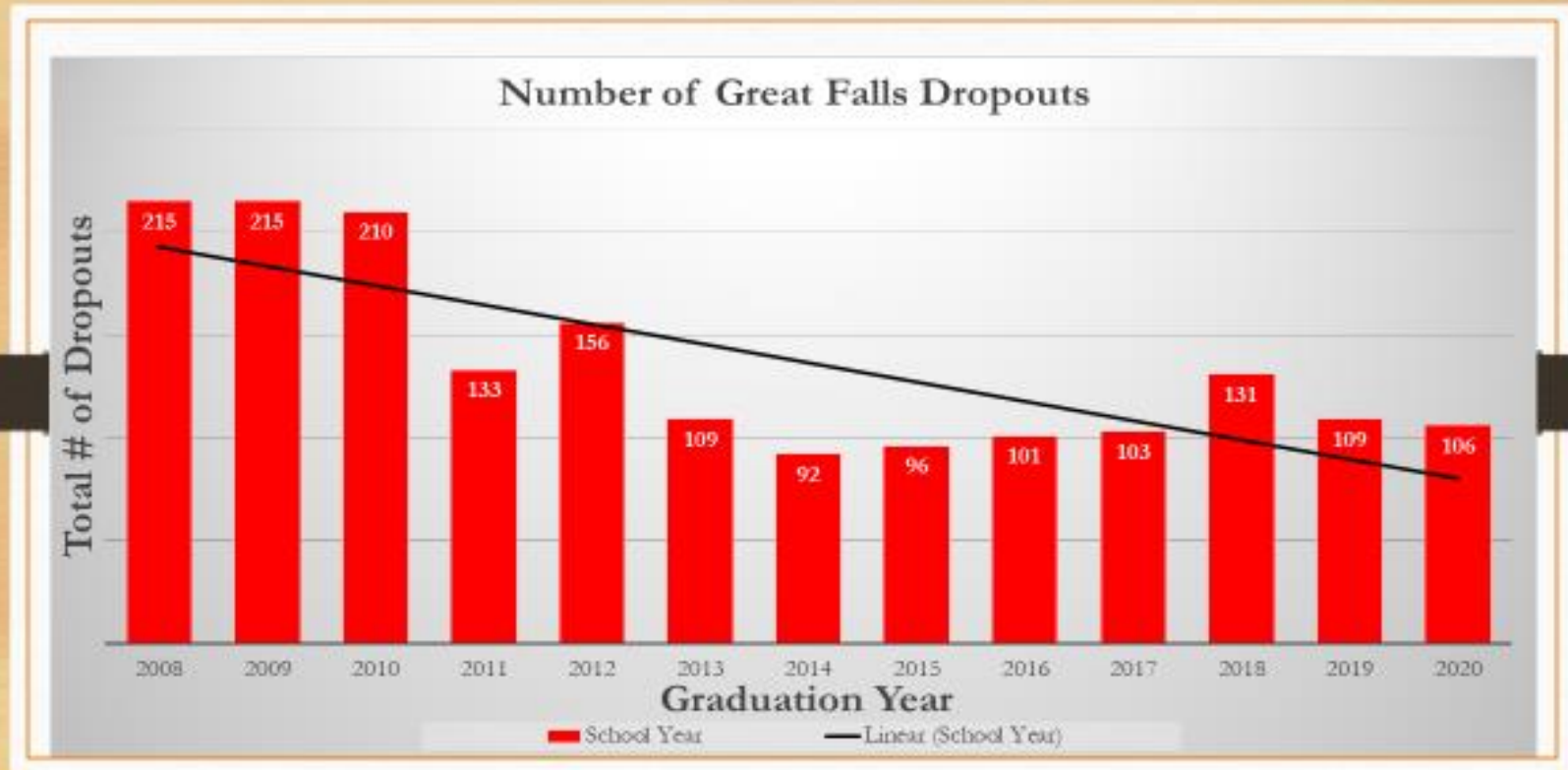
# GRADUATION MATTERS!

## College, Career and Citizenship Ready



# GRADUATION MATTERS!


## College, Career and Citizenship Ready



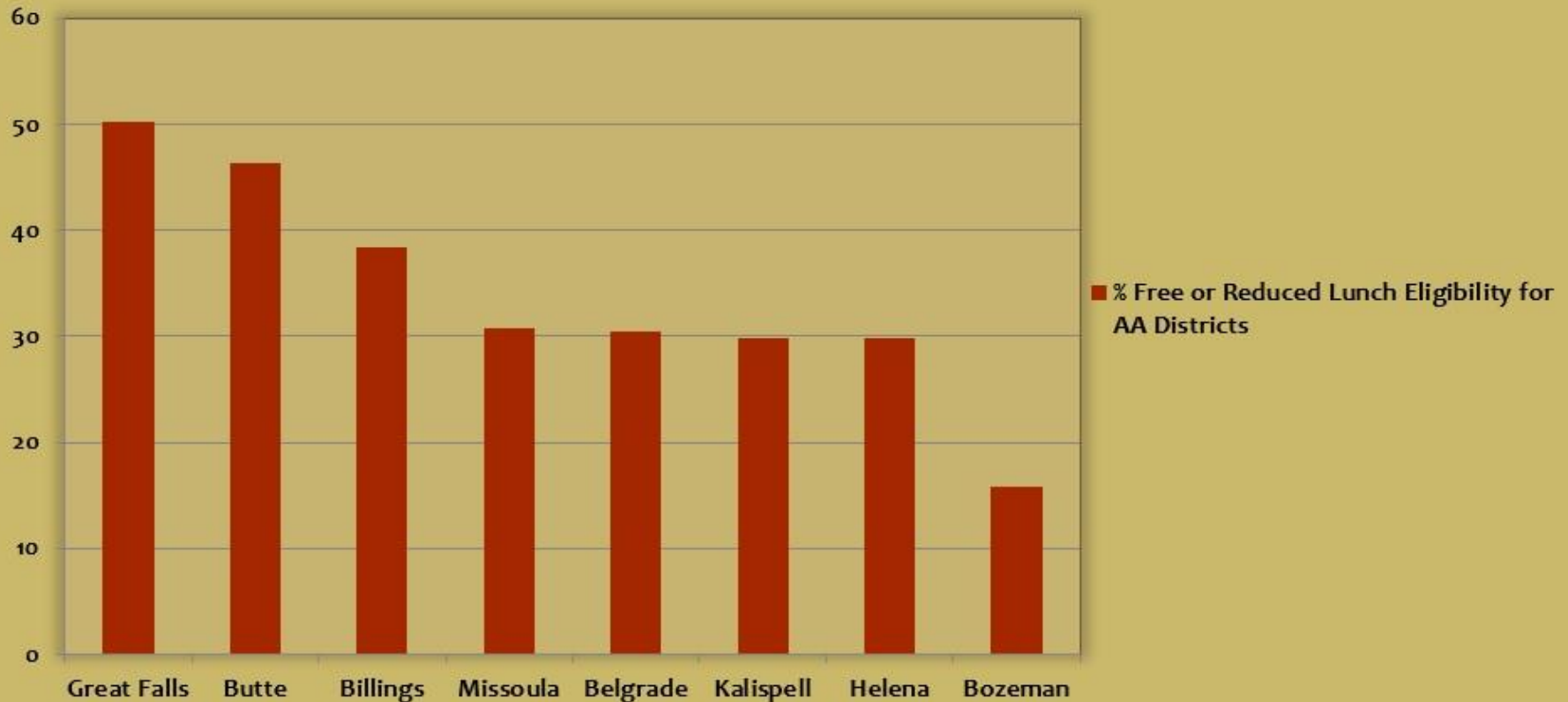
Source: MT OPI Peer Year-Adjusted Cohort Graduation Rate Report



**...and our students are challenged by poverty more than other AA districts.**



**% Free/Reduced Lunch Eligibility for AA Districts**



# ...and GFPS has seen a marked increase in the number of homeless students.

*“A child who lacks a fixed, regular, and adequate nighttime residence”*



**# of Homeless Students 2006-2020**



# About Us: THE STAFF



	FTE
Teachers	748.1
Hourly Classified	164.5
Engineers	101
Food Service	54.6
Aide-Library/Teacher	66.6
Clerical	67
Principals	28
Medical Related	41.2
Support Personnel	14
District Administrators	14
Crafts <i>(carpenters, painters, electricians, plumbers)</i>	10
Technology Specialists	11
Psychologists	10.9
Supervisors	4
Warehouse	6
<b>Total</b>	<b>1340.9</b>





# About Us: **BUILDINGS**

Total  
Buildings:

**28**

- Pre-School - Skyline Center
- 15 Elementary Schools
- 2 Middle Schools
- 3 High Schools
- 1 Remote Learning Center (Temporary)
- College & Career Readiness Center @ GFC-MSU
- Buildings and Grounds
- District Office Building
- Data Center Annex
- Buildings and Grounds Shop
- Warehouse
- Paris Gibson Square (leased)



*Photo Credit: Christi Baroch*



## Great Falls Public Schools School Building History

BUILDING	DATE BUILT	AGE
CENTRAL SCHOOL/PARIS GIBSON SQUARE	1896	126
ROOSEVELT ELEMENTARY SCHOOL	1928	94
GREAT FALLS HIGH SCHOOL	1931	91
WHITTIER ELEMENTARY SCHOOL	1938	84
LITTLE RUSSELL (Grounds Shop)	1939	83
PARIS GIBSON EDUCATION CENTER	1948	74
LINCOLN ELEMENTARY SCHOOL	1951	71
WEST ELEMENTARY SCHOOL	1952	70
LEWIS & CLARK ELEMENTARY SCHOOL	1953	69
EAST MIDDLE SCHOOL	1957	65
MEADOW LARK ELEMENTARY SCHOOL	1960	62
MORNINGSIDE ELEMENTARY SCHOOL	1960	62
RIVERVIEW ELEMENTARY SCHOOL	1960	62
SUNNYSIDE ELEMENTARY SCHOOL	1960	62
VALLEY VIEW ELEMENTARY SCHOOL	1960	62
CHIEF JOSEPH ELEMENTARY SCHOOL	1962	60
SACAJAWEA ELEMENTARY SCHOOL	1962	60
LOY ELEMENTARY SCHOOL	1963	59
CHARLES M. RUSSELL HIGH SCHOOL	1965	57
MOUNTAIN VIEW ELEMENTARY SCHOOL	1970	52
SKYLINE EARLY LEARNING CENTER	1970	52
NORTH MIDDLE SCHOOL	1970	52
BISON FIELDHOUSE	1979	43
GFHS - SOUTH CAMPUS	1998	24
GIANT SPRINGS ELEMENTARY SCHOOL	2019	3
LONGFELLOW ELEMENTARY SCHOOL	2020	2


**Average Age  
of School  
Buildings:**

**56.43  
years old**

## Decades of Building

1890's	1
1920's	1
1930's	3
1940's	1
1950's	4
1960's	9
1970's	4
1980's	0
1990's	1
2000's	0
2010's	1
2020's	1

# Board Unanimously Adopted a Facility Action Plan on February 22, 2016



# About Us: **FINANCES**



- GFPS has been a stable and well-managed public school district since it was created in 1888.
  - Excellent track record of clean audits
- State law creates a range (minimum and maximum budget) for all schools. The State funding formula is based mainly on student enrollment
  - In order to increase the General Fund Budget(s), the voters must approve the amount of the increase in the form of a mill levy election. The amount cannot exceed the maximum budget.
- Combined General Fund budgets of \$74.798 million (Fy2020)
  - Elementary General Fund Levy approval of \$1,750,000 mill levy in May 2020
- Based on the 2020-21 budget, the maximum amount the district could request this spring is \$266,393

# About Us: **FINANCES**



- Over 70% of the General Fund Budget is directly related to classroom teacher salaries and supplies
- Approximately 13% of the budget is used for heating, electricity and building maintenance
- 6% of the budget is used for Building Administration including secretarial costs and building supplies
- About 3% of the budget is spent on insurance, elections, postage, audits, dues and fees
- Just over 3% of the budget is used for the business functions of the District (Payroll, Purchasing, Accounts Payable, and Warehouse operations)

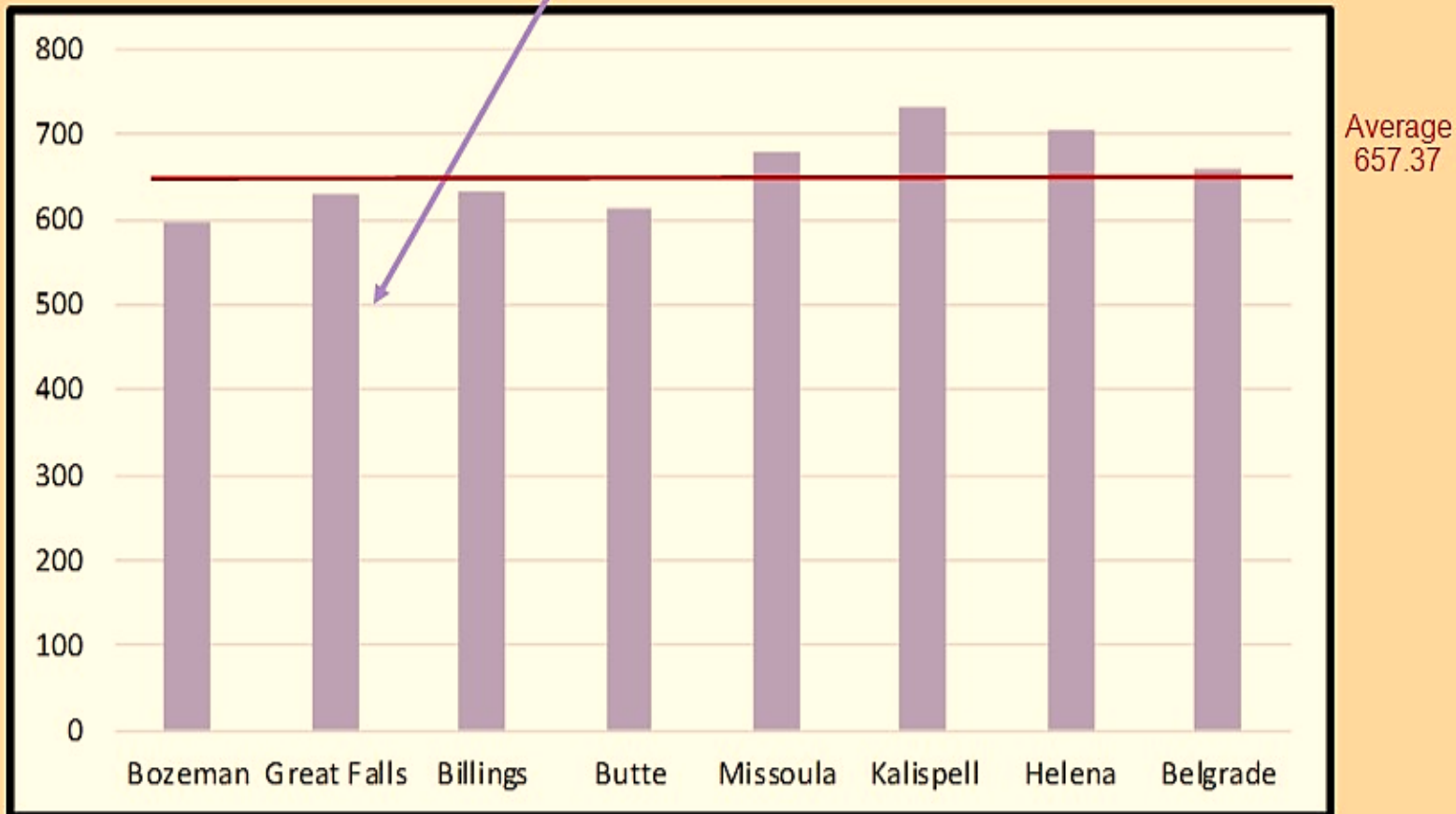


# How do we compare with the Montana AA Districts?

## 2019-2020 Total School Tax Mills Levied



Great Falls is 25.61 mills below the average of the eight largest districts in the state.



# Voted Levy History for FY 1998-2021



FISCAL YEAR	VOTED LEVY APPROVED	ELEMENTARY VOTED LEVY USED	VOTED LEVY APPROVED	HIGH SCHOOL VOTED LEVY USED	VOTED LEVY APPROVED	TOTAL K-12 VOTED LEVY USED
1998-1999	15.59 mills \$1,416,008	15.35 mills \$1,416,008	7.23 mills \$671,278	7.12 mills \$671,278	22.82 mills \$2,087,286	22.47 mills \$2,087,286
1999-2000	15.51 mills \$1,431,517	15.96 mills \$1,431,517	7.12 mills \$621,250	6.78 mills \$621,250	22.63 mills \$2,052,767	22.74 mills \$2,052,767
2000-2001	6.82 mills \$611,945	2.76 mills \$232,975	6.42 mills \$588,084	2.59 mills \$226,581	13.24 mills \$1,200,029	5.35 mills \$459,556
2001-2002	8.84 mills \$749,681	8.86 mills \$749,681	0 mills \$0	0 mills \$0	8.84 mills \$749,681	8.86 mills \$749,681
2002-2003	5.23 mills \$442,858	5.23 mills \$442,858	1.32 mills \$116,288	1.28 mills \$112,530	6.55 mills \$559,141	6.51 mills \$555,388
2003-2004	4.56 mills \$386,510	1.99 mills \$167,909	5.9 mills \$519,475	4.81 mills \$418,866	10.46 mills \$905,985	6.80 mills \$586,775
2004-2005	3.35 mills \$282,342	3.23 mills \$282,384	5.20 mills \$452,929	4.96 mills \$447,029	8.55 mills \$753,271	8.19 mills \$729,371
2005-2006	6.23 mills \$543,949	0 mills \$0	2.09 mills \$188,715	0 mills \$0	8.32 mills \$732,664	0 mills \$0
2006-2007 No Levy Request	0 mills \$0	0 mills \$0	0 mills \$0	0 mills \$0	0 mills \$0	0 mills \$0
2007-2008	12.92 mills \$1,206,537	0 mills \$0	6.53 mills \$628,727	6.15 mills \$596,534	19.45 mills \$1,835,264	6.15 mills \$596,534
2008-2009 Levy Failed	0 Mills \$1,672,699	0 Mills \$0	0 Mills \$1,045,341	0 Mills \$0	0 Mills \$0	0 Mills \$0
2009-2010 No Levy Request	0 Mills \$0	0 Mills \$0	0 Mills \$0	0 Mills \$0	0 Mills \$0	0 Mills \$0
2010-2011	\$247,224 2.36 Mills	\$247,224 2.36 Mills	\$647,926 6.02 Mills	\$647,926 6.02 Mills	\$895,150 8.38 Mills	\$895,150 8.38 Mills
2011-2012 Levy Failed	0 Mills \$ 640,000	0 mills \$0	0 mills \$ 358,000	0 mills \$0	0 mills \$0	0 mills \$0
2012-2013 No Levy Request	0 Mills \$0	0 Mills \$0	0 Mills \$0	0 Mills \$0	0 Mills \$0	0 Mills \$0
2013-2014 Levy Failed	0 Mills \$981,748	0 Mills \$0	0 Mills \$0	0 Mills \$0	0 Mills \$0	0 Mills \$0
2014-2015	11.2 Mills \$1,222,209	11.2 Mills \$1,222,209	3.44 Mills \$396,767	3.44 Mills \$396,767	14.65 Mills \$1,618,976	14.64 Mills \$1,618,976
2015-2016 No Levy Request	0 Mills \$0	0 Mills \$0	0 Mills \$0	0 Mills \$0	0 Mills \$0	0 Mills \$0
2016-2017 No Levy Request	0 Mills \$0	0 Mills \$0	0 Mills \$0	0 Mills \$0	0 Mills \$0	0 Mills \$0
2017-2018 Bond Election	TBD \$45,910,000	TBD TBD	TBD \$52,955,000	TBD TBD	TBD \$98,865,000	TBD TBD
2017-2018 Tech Levy Request	0 mills \$0	0 mills \$0	0 mills \$500,000	0 mills \$0	0 Mills \$0	0 Mills \$0
2018-19 Levy Failed	est. 9.84 mills \$1,349,048					
2019-20 No Levy Request	0 Mills \$0	0 Mills \$0	0 Mills \$0	0 Mills \$0	0 Mills \$0	0 Mills \$0
2020-2021	\$1,750,000	12.05	\$0	\$0	\$1,750,000	12.05

Voters Approved - Used Total Amount

No Levy

Levy Failed

Voters Approved - Used Less



# To know more and to be in the know...



- Website: [www.gfps.k12.mt.us](http://www.gfps.k12.mt.us)
- Facebook: <https://www.facebook.com/GreatFallsPublicSchools>
- “Ten Moore Things” you need to Know... <https://www.gfps.k12.mt.us/Page/436>

