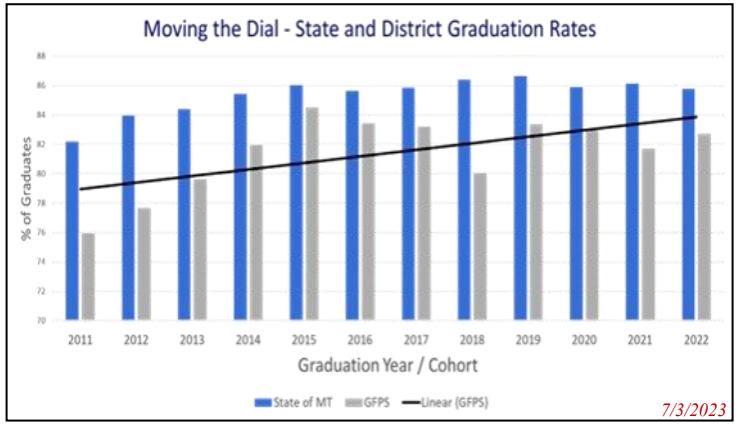
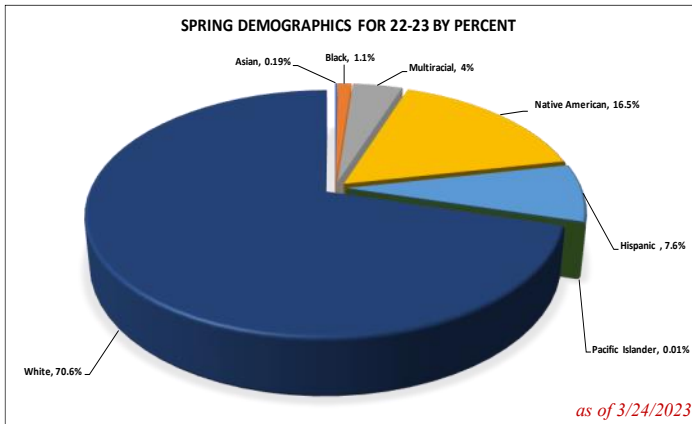


Great Falls Public Schools Fiscal Year 2023-2024 FAST FACTS

Student/School Information



1,403,713

Meals Served in
2022-2023

<u>Programs Offered</u>	<u>Total Meals Served</u>
<ul style="list-style-type: none"> • National School Lunch Program • School Breakfast Program • Fresh Fruit and Vegetable Program • Summer Food Service Program 	<p>552,468 Breakfast</p> <p>851,245 Lunch</p> <p>1,403,713 TOTAL</p>

School Nutrition Program Staffing

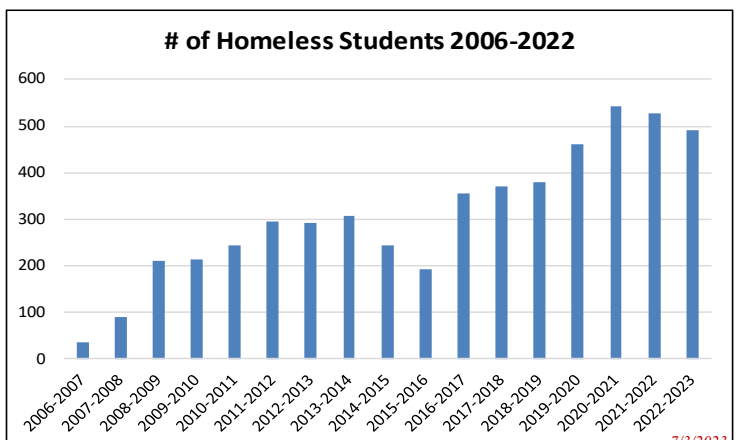
<ul style="list-style-type: none"> 63 Food Service Employees 18 Satellite Leads 7 Production Cooks 4 Production Managers 3 Office 	<h2 style="font-size: 2em; margin: 0;">= 95</h2> <p style="margin: 0;">Total Staff Members</p>
---	--

% of Students Engaged in Programs:

- ◇ Free and Reduced Lunch: 44%* (by application)
- ◇ Limited English Proficient: 4.57%
- ◇ English as Second Language: 1.30%
- ◇ Special Education: 12.50%
- ◇ Homeless: 4.57%
- ◇ Military: 11.80%

*All students ate for free in 2021-2022.
* Determined using Community Eligibility Program (CEP) in six schools rather than submission of Free and Reduced applications.

4/25/2023



Every Student Succeeds Act (ESSA)

Signed into law in 2015

Replaced “No Child Left Behind Act”

The Montana Office of Public Instruction (OPI) has generated a report card for each school in the state. The report card provides information on how students perform in Reading, Math, Science, attendance, and student achievement progress scores. Information regarding educator qualifications, school quality, climate, safety information and school finance is in development and will be included in future year report cards.

Here is how to access this information:

1. Use this link: <https://gemsapi.olap.opi.mt.gov/report?reporturl=51DC9FDE-4EF9-4A69-9DD7-0C368E234457>
2. On the upper left corner, use the ‘Organization’ drop-down arrow to select either ‘Great Falls Elem’ or ‘Great Falls HS’. Then click on the ‘View Report’ button (top right). The next page shows the list of schools in the GFPS District; choose the school report you want to view.

** MT. OPI School Nutrition Programs*

Great Falls Public Schools Fiscal Year 2023-2024 FAST FACTS

District Information

District Website:

www.gfps.k12.mt.us

Vision:

All kids engaged in learning today.....for life tomorrow.

Mission:

We successfully educate students to navigate their future.



Strategic Plan

Student Achievement

The District will develop and implement targeted strategies to improve student learning outcomes and develop the essential skills necessary for citizenship, career and/or college readiness, as measured by academic achievement data.

Healthy, Safe, and Secure Schools

The District will design and implement policies, strategies, and practices to address specific health and safety concerns, while monitoring the overall health and wellbeing of all students and staff.

Stewardship and Accountability

The District will utilize available funding sources (public and private) to maximize district resources in a fiscally responsible and transparent manner.

(Full Strategic Plan with Action Steps located on page 10.)

Our Schools:

- ◇ Established in 1888
- ◇ Second Largest School District in Montana
- ◇ Early Learning Family Center: Transition Kindergarten Program
- ◇ 15 Neighborhood Elementary Schools
- ◇ 2 Middle Schools
- ◇ 2 Comprehensive High Schools
- ◇ 1 Alternative High School
- ◇ Adult Education Program at Great Falls College MSU

Transportation:

- ◇ No. of Bus Routes: 69
- ◇ No. of Bus Drivers: 66
- ◇ No. of Student Ridership: 6,012
- ◇ No. of Miles Traveled: 692,102



Facility Facts:

- ◇ Average School Age: 57.43
- ◇ Oldest Building: Great Falls High School 1928
- ◇ Newest Building: Longfellow Elementary completed in 2020
- ◇ Current Public Debt (Bonds)
 - ⇒ Elementary \$40,997,153
 - ⇒ High School \$45,735,939
- ◇ 1.9 million square feet of building space
- ◇ 290 acres of land
- ◇ Up-to-date Facilities Plan information can be found at: www.gfps.k12.mt.us/domain/139

School Construction ranges in date from 1928-2023

1920's	1
1930's	3
1940's	1
1950's	4
1960's	9
1970's	4
1990's	1
2000's	0
2010's	1
2020's	1



Our Staff

Group	FTE
Administrators	45
Clerical	66.8
Computer Services Hourly	7
Craft Council	11
Craft Grounds	9
Exempt Secretaries	12
Food Service	56.2
Hourly Classified	30.1
Teachers	740
Mental Health Therapists	6
Minimum Wage	0
MISC POSITIONS SALARY	3
MRPS Hourly	18.0
MRPS Salary	27.8
Operating Engineers	86
PERS Supervisors	4
Psychologists	11.9
Support Personnel Hourly	0.3
Support Personnel Salary	7
Teacher Aides	58.4
Teamsters	6
Technology Specialists	11
NEW	
Hourly Paraprofessional	120.4
TOTAL	1,336.9

*FTE=Full Time Equivalent, i.e., one person half-time equals .5 FTE

Our Teachers

- Ages: 22 to 69
- 76% Female
- 581 or 70% have a Master's Degree or higher; 2 with a Doctoral degree



6/21/2023