

2024-2025 Budget Process

Governor's Executive Budget & Foundation Aid

Presented by: *Dr. Marc Ferris, Superintendent and
Ms. Rhonda L. Meserole, CPA Assistant Superintendent for Business*

SAYVILLE PUBLIC SCHOOLS - ANALYSIS OF EXECUTIVE BUDGET STATE AID RUNS

Aid Description	January 17 2024 (Exec)	February 1 2023 Run (Exec)	Differences	%
Foundation	16,766,959	20,168,342	3,401,383	16.86%
UPK	745,200	745,200	-	0.00%
BOCES	1,708,973	1,515,140	(193,833)	-12.79%
High Exces Cost	279,125	274,518	(4,607)	-1.68%
Private Excess Cost	167,695	148,892	(18,803)	-12.63%
Hardware & Tech	29,237	32,882	3,645	11.09%
Software, Library & Tech	207,899	212,589	4,690	2.21%
Transportation	1,559,382	1,586,732	27,350	1.72%
Building	2,472,031	2,315,034	(156,997)	-6.78%
High Tax	1,729,079	1,729,079	-	0.00%
Supplemental Private Excess Cost	10,766	10,766	-	0.00%
TOTALS	25,676,346	28,739,174	(585,708)	
TOTAL STATE (G/F)	24,931,146			
TOTAL STATE (UPK)	745,200			

SAYVILLE PUBLIC SCHOOLS - ANALYSIS OF LEGISLATIVE BUDGET (ACTUAL) STATE AID RUNS VS. EXECUTIVE BUDGET

Aid Description	February 1 2023 Run (Exec)	2023-2024	Differences	%
Foundation	20,168,342	20,168,342	-	0.00% <i>Formula Driven</i>
UPK	745,200	680,402	(64,798)	-9.52% <i>Based upon actual enrollment we may support</i>
BOCES	1,515,140	1,585,364	70,224	4.43% }
High Exces Cost	274,518	269,216	(5,302)	-1.97% }
Private Excess Cost	148,892	171,195	22,303	13.03% }
Hardware & Tech	32,882	32,749	(133)	-0.41% }
Software, Library & Tech	212,589	212,123	(466)	-0.22% }
Transportation	1,586,732	1,311,541	(275,191)	-20.98% }
Building	2,315,034	2,275,072	(39,962)	-1.76% }
High Tax	1,729,079	1,729,079	-	0.00% }
Supplemental Private Excess Cost	10,766	10,766	-	0.00% }
	28,739,174	28,445,849	(293,325)	

Expenditure Driven Aids

District	Percentage	Dollar Amount				
Suffolk County		53,037,183				
Brentwood	3.39	15,705,375				
Central Islip	5.01	9,937,075				
William Floyd	4.03	8,826,699				
Wyandanch (Prelim)	9	7,478,157				
Middle Country	4.64	5,322,292				
S. Huntington	5.35	3,939,197				
Copogue	3.4	3,323,994				
Riverhead	4.31	3,321,540				
Longwood	2.46	3,080,634				
Lindenhurst	4.55	2,995,457				
Comsewogue	6.7	2,948,166				
Huntington	5.51	1,735,901				
North Babylon	2.36	1,498,723				
West Babylon	3.31	1,416,744				
Sachem	0.88	1,235,194				
Half Hollow Hills	2.82	1,204,716				
Deer Park	2.21	1,094,991				
Miller Place	4.37	1,078,783				
Bay Shore	1.34	1,043,955				
Hauppauge	3.67	769,125				
Amityville	1.61	712,360				
Elwood	3.72	655,480				
Patchogue-Medford	0.61	602,304				
Hampton Bays	3.9	588,031				
Commack	1.01	514,155				
Babylon	2.66	306,110				
Oyster Ponds	27.43	119,603				
Northport	0.46	98,139				
Shorem-Wading-River	0.34	58,670				
Greenport	0.84	27,061				
Rocky Point	0.02	9,219				
Bridgehampton	-4.85	-44,145				
Islip	-0.19	-56,501				
East Quogue	-3.3	-67,101				
Fishers Island	-22.82	-68,987				
Amagansett	-16.78	-73,875				
Eastport South Manor	-0.19	-76,939				
Remsenburg	-10.9	-85,445				
Fire Island	-22.86	-87,497				
Springs	-4.5	-95,381				
Quogue	-27.71	-121,303				
Shelter Island	-21.3	-142,487				
Harborfields	-0.7	-142,531				
Center Moriches	-0.69	-148,618				
Montalk (Prelim)	-13.22	-151,171				
Tuckahoe Commo	-16.48	-183,786				
Westhampton Beach	-6.88	-193,520				
Cold Spring Harbor	-4.93	-232,942				
Connetquot	-0.46	-253,458				
Southold	-12.42	-268,540				
Sag Harbor	-16.99	-369,890				
East Moriches	-6.41	-476,604				
Southampton	-14.23	-477,054				
Bayport Blue Point	-3.34	-599,918				
Mattituck-Cutchogue	-19.07	-611,779				
South Country	-1.13	-655,456				
East Hampton	-20.17	-774,241				
Kings Park	-4.06	-802,793				
Mount Sinai	-5.35	-1,017,034				
Port Jefferson	-28.38	-1,198,557				
Smithtown	-2.83	-1,561,448				
West Islip	-6.6	-2,446,209				
Sayville	-9.74	-2,769,503	→ Loss in Foundation Aid =	\$3,401,383	A total of 16.86%	
East Islip	-8.24	-3,432,079				
Three Village	-17.86	-8,923,875				

Background on Foundation Aid

- A court decision in the case of *Campaign for Fiscal Equity v State of New York in 2006* resulted in an increase for public school funding
- The main source of state funding for public schools comes from what is known as *Foundation Aid*
- Changes to the formula in the 2024-25 Executive budget included the following:
 - ✓ *Eliminated Save-harmless*
 - ✓ *Took an average of the CPI over the last ten years (2.4%) as opposed to the actual which was 4.12%*
- There are four factors that go into determining how much foundation aid each school district receives:
 - ✓ *The cost of educating a student*
 - ✓ *Differing levels of student needs*
 - ✓ *Different costs of living across the state*
 - ✓ *The varying funding capacities of different districts*

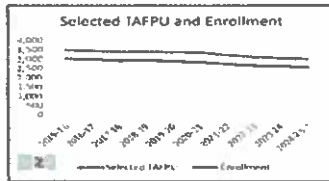
Criticisms of the Foundation Aid Formula:

- Although the Governor's change to Foundation Aid is impacted by declining enrollments, school districts have other costs in addressing student needs that go beyond academics (i.e., SEL, food assistance)
- NYS continues to adopt additional unfunded mandates, not provided for with any State Aid but funded at the local level
- The formula focuses on outdated metrics. The Foundation Aid Formula continues to use poverty data from the 2000 U.S. census.


SAYVILLE

Foundation Aid Formula

$$\text{Total Foundation Aid } 1 = \text{Selected Total Aidable Pupil Units (TAFPU) } 2 \times \text{Selected Foundation Aid Per Pupil } 3$$



- Includes**
- Average Daily Membership (ADM)
 - Enrollment Index (Change in Enrollment)
 - Weighting for Students with Disabilities



- Includes**
- CPI Increase
 - Pupil Needs (ELL, FRPL Counts, 2000 Census Poverty)
 - Regional Cost Index
 - Minus Local Share (Dependent on District Wealth)

* 2024-25 is projected data based on what was submitted by the district in the 2023-24 State Aid Claim Forms, ST3, and reflects the Executive Budget Proposal

DE ID: 00700
 RAJ NO: B7242-5

STATE OF NEW YORK
 2024-25 EXECUTIVE BUDGET PROPOSAL
 FOUNDATION AID

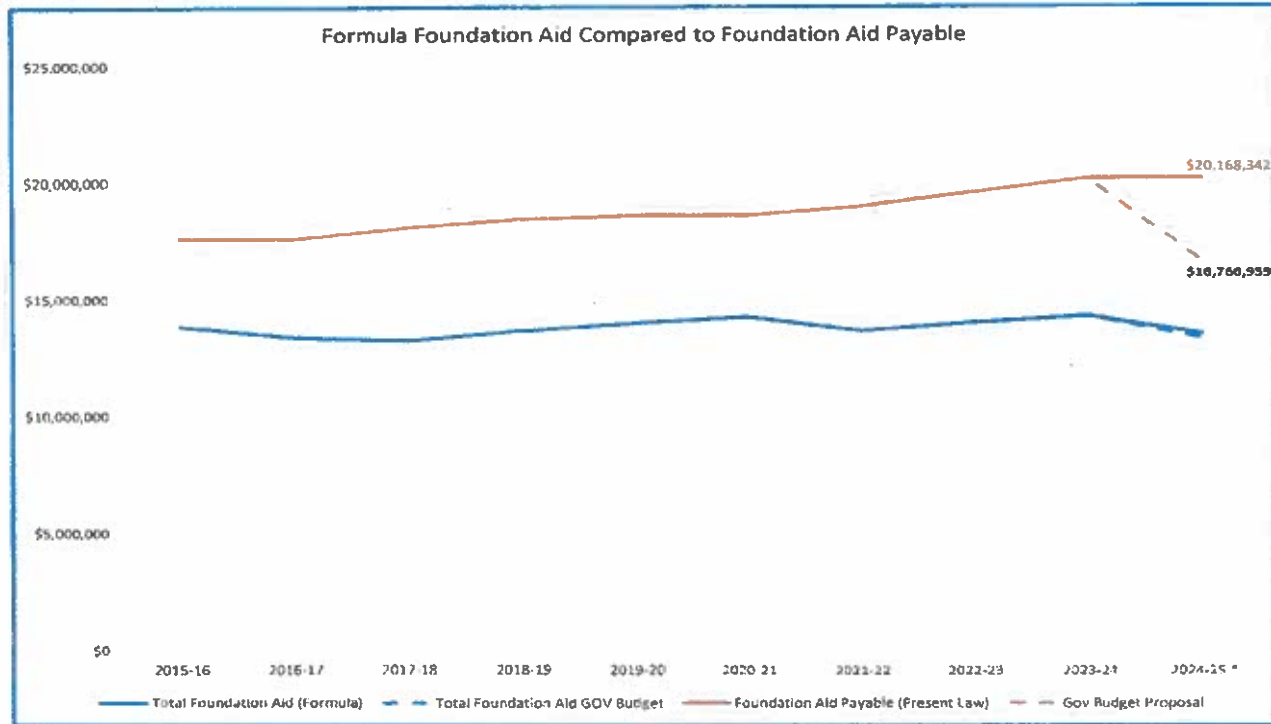
01/16/24

DISTRICT CODE: 580504
 DISTRICT NAME: SAYVILLE

SEE NOTE BELOW	
2021 ACTUAL VALUATION	3,023,979,623
2021 & 2020 AVERAGE AV	2,967,855,269
SEL. AV: LESSER 21AV OR AVG AV	2,967,855,269
2022-23 THFPU	2,697
SEL. ACTUAL VAL./2022-23 THFPU	1,138,417
2021 ADD. GROSS INCOME	1,110,975,273
2021 ADD. INCOME/2022-23 THFPU	426,150
INCOME HEALTH INDEX (IHC)	1.06500
2021 & 2020 AVERAGE INCOME	1,014,057,175
SEL INC: LESSER 21 OR AVG INC	1,014,057,175
FMD COMB HEALTH RATIO FOR SSR	1.14100
TAFPU BASED ON 21-23 SY DATA	2,977
TAFPU BASED ON 23-22 SY DATA	3,059
SELECTED TAFPU	3,018
REGIONAL COST INDEX (RCI)	1.425
PN1 = 1 - MIN, MIN 1; MAX 2	1.00000
ADJUSTED FOUNDATION AID/PUPIL	12,439.97
ADJUSTED TAX RATE	0.01597
EXP MIN LOCAL CONTRIB/PUPIL	18,180.51
FOUNDATION FORMULA AID/PUPIL	0.00
FMD STATE SHARING RATIO	0.35600
ALT FOUNDATION AID/PUPIL	4,426.62
SELECTD FOUNDATION AID/PUPIL	4,426.62
TOTAL FOUNDATION AID	13,365,376
2023-24 FOUNDATION AID BASE	20,168,342
BASE FA - TOTAL FA	6,802,766
TRANSITION ADJUSTMENT	3,401,383
2024-25 FOUNDATION AID PAYABLE	16,766,959
2023-24 PUBLIC ENROLLMENT EST.	2,563
% K-6 ELIG APPLIC LUNCH	0.1078
LUNCH COUNT @ 0.65	130
CENSUS POVERTY	0.0309
CENSUS COUNT @ 0.65	51
NUMBER OF SQUARE MILES	5.982
SPARSITY FACTOR	0.000
SPARSITY COUNT	0
ENGLISH LANGUAGE LEARNERS	0
ELL COUNT @ 0.50	0
EXTRAORDINARY NEEDS COUNT	212
ELL % = EN COUNT/ENROLLMENT	0.09000
2022-23 ATTENDANCE RATIO	0.9428

SAYVILLE
580504

Foundation Aid Comparison




* 2024-25 is projected data based on what was submitted by the district in the 2023-24 State Aid Claim Forms, ST3, and reflects the Executive Budget Proposal

What our Legislators are asking for:

1. Full restoration of "Save Harmless" for ALL districts in NYS.
2. Guaranteed minimum increases for school districts on Save Harmless to offset inflation.
3. Change back to the inflationary index factor used in aid formula to be the last (12) months of CPI and not the (10) year average in the Governor's budget.
4. Fulfill promise of full funding of Foundation Aid for districts who are due funds.
5. Fund SED's request for a comprehensive study of reforming the Foundation Aid Formula.

What will we need to do?

- Our community needs to advocate for more state aid through a letter writing campaign.
- We will review our budget requests from schools and departments to see where staffing, supply, and equipment cuts need to be made.
- We will review our reserves and determine where we may prudently appropriate these monies for the specific expenditure areas.
- We do everything possible to minimize the impact of this on our students and programs.





Sayville Public Schools

Legislators Contact Information

KATHY HOCHUL
New York State Governor

NYS STATE CAPITOL BUILDING
Albany, NY 12224

Phone: 518-474-8390
Office Hours: 9 AM - 5 PM

ALEXIS WEIK
NEW YORK SENATOR

ALBANY OFFICE
188 State Street
Legislative Office Building,
Room 413
Albany, NY 12247
Phone: 518-455-2950

DISTRICT OFFICE
1 Corporate Drive
Suite GL-005
Bohemia, NY 11716
Phone: 631-665-2311

Email: Weik@nyenate.gov

JARETT GANDOLFO
NEW YORK ASSEMBLYMAN

ALBANY OFFICE
LOB 426
Albany, NY 12248
Phone: 518-455-4611
Fax 518-455-5258

DISTRICT OFFICE
859 Montauk Highway
Suite 1
Bayport, NY 11705
Phone: 631-589-0348

Email: gandolfoj@nyassembly.gov

ANDREW GARBARINO - UNITED STATES CONGRESSMAN

WASHINGTON DC OFFICE
2344 Rayburn House Office Building Washington, DC 20515
Phone: (202) 225-7896 Fax: (202) 226-2279

PATCHOGUE DISTRICT OFFICE
31 Oak Street Suite 20 Patchogue, NY 11772
Phone: (631) 541-4225

Email Andrew.garbarino@mail.house.gov

ANTHONY PICCIRILLO - SUFFOLK COUNTY LEGISLATOR

DISTRICT OFFICE: 1609 Grundy Avenue, Holbrook, NY 11741
Phone: 631-854-9611

Email Anthony.Piccirillo@suffolkcountyny.gov