

The Campus Parent Portal is designed specifically for parents and can be accessed [via the web](#) or through the App.


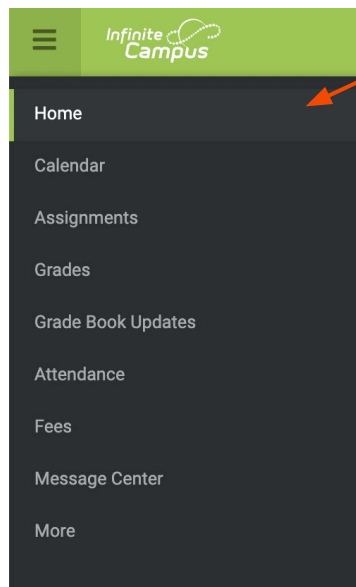
The Campus Parent Portal App is optimized for use on mobile devices and tablets.

These support materials are based on the web version of the Parent Portal.



Click on the 3 lines to open and close the left side menu area.

Here you will have quick access to several aspects of Infinite Campus such as Grades, Attendance, and the Message Center.



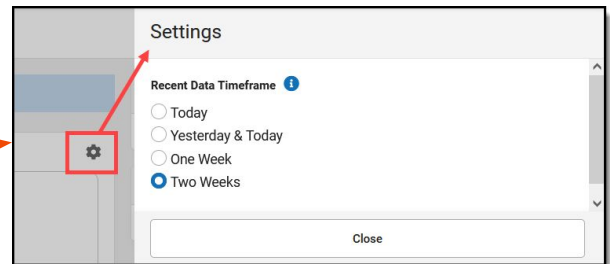
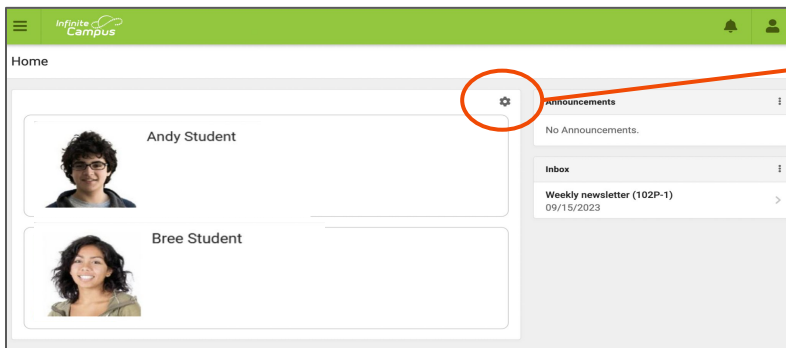
Click the Bell to see any Messages or Notifications.

Click the Person Icon to access Account Settings and Language Preferences.

Home Page

The Home Page is where you can see all of your students with most important information and details.

Each student displays in their own card.

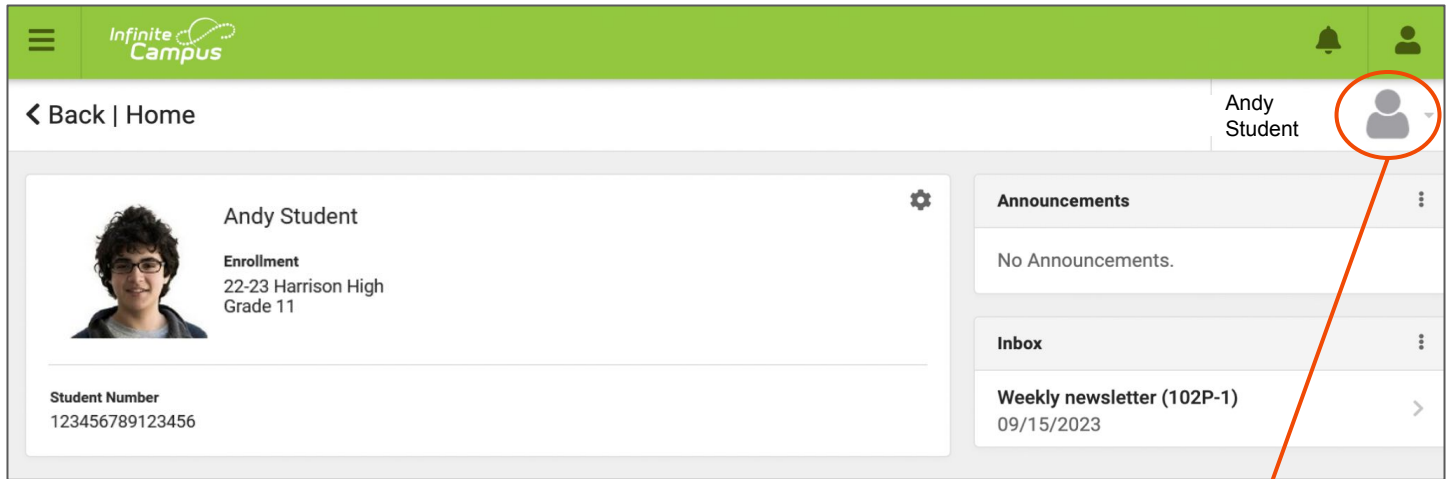


Click the gear above the student cards to access **Settings**.

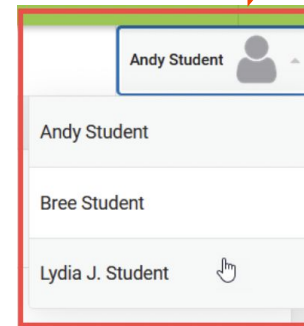
Here, you can determine which Updates are considered "Recent" by indicating the timeframe for which recent data should display. This setting applies to all of the data on the parent's home screen.

Student Details

From the Home Screen, click on a student's card to view more information about that student.



If you would like to access another student from here, click on the drop down list from the top right corner.



If you have a high school student, their card may look like this. You will see schedule and assignment information.

If you have an elementary school student, you will see assignment information.

