



# Dublin City Schools





Grades 6-12  
Fall 2023



Report created by  
Panorama Education



# Summary

| Topic Description   | Results  | Benchmark   |
|---|--|---|
| <b>Cultural awareness and action</b>  | <p><b>52%</b></p> <p>▼ <b>2</b></p> <p>since last survey</p> |  <p>20th - 39th percentile compared to others nationally</p>   |
| <p><b>School Safety</b></p> <p>Perceptions of student physical and psychological safety at school.</p>  | <p><b>70%</b></p> <p>▲ <b>2</b></p> <p>since last survey</p> |  <p>80th - 99th percentile compared to others nationally</p>   |
| <p><b>Sense of Belonging</b></p> <p>How much students feel that they are valued members of the school community.</p>                                  | <p><b>48%</b></p> <p>▲ <b>2</b></p> <p>since last survey</p> |  <p>20th - 39th percentile compared to others nationally</p>   |
| <p><b>Teacher-Student Relationships</b></p> <p>How strong the social connection is between teachers and students within and beyond the classroom.</p> | <p><b>69%</b></p> <p>▲ <b>3</b></p> <p>since last survey</p> |  <p>60th - 79th percentile compared to others nationally</p> |

8,333 responses



# Cultural awareness and action

Your average

# 52%

8,333 responses

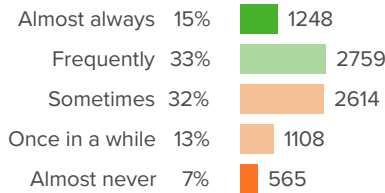
Change

# ▼ 2

since last survey

## How did people respond?

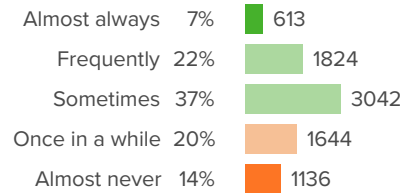
**Q.1: How often do teachers encourage you to learn about people from different races, ethnicities, or cultures?**



▼ 4 from last survey

Favorable: **48%**

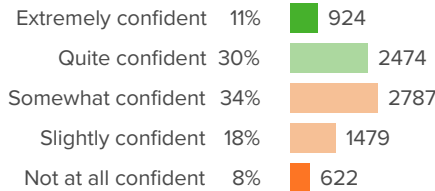
**Q.2: How often do you think about what someone of a different race, ethnicity, or culture experiences?**



▼ 6 from last survey

Favorable: **66%**

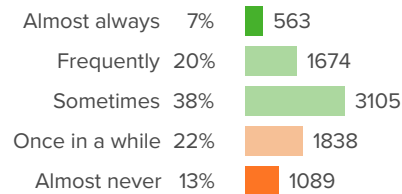
**Q.3: How confident are you that students at your school can have honest conversations with each other about race?**



▲ 0 from last survey

Favorable: **41%**

**Q.4: At your school, how often are you encouraged to think more deeply about race-related topics?**

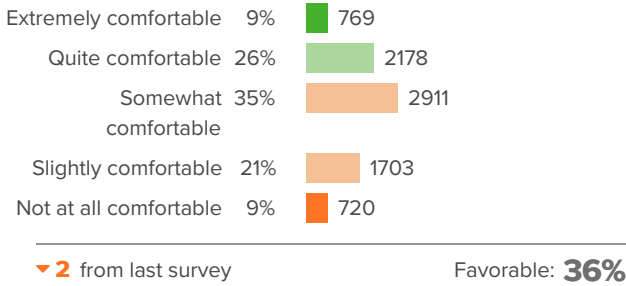


▼ 3 from last survey

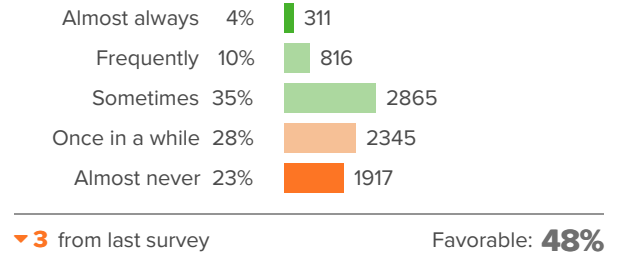
Favorable: **65%**



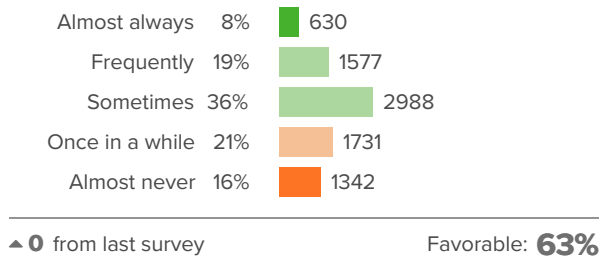
**Q.5: How comfortable are you sharing your thoughts about race-related topics with other students at your school?**



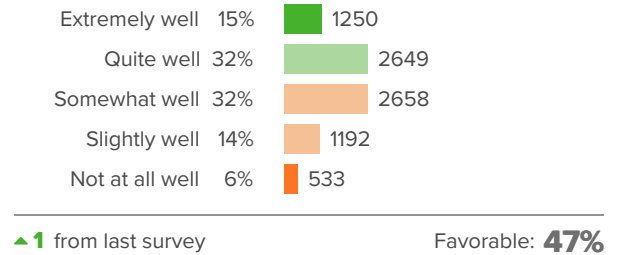
**Q.6: How often do students at your school have important conversations about race, even when they might be uncomfortable?**



**Q.7: When there are major news events related to race, how often do adults at your school talk about them with students?**



**Q.8: How well does your school help students speak out against racism?**





# School Safety

Your average

# 70%

8,333 responses

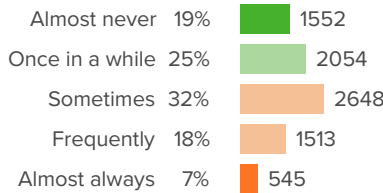
Change

# ▲ 2

since last survey

## How did people respond?

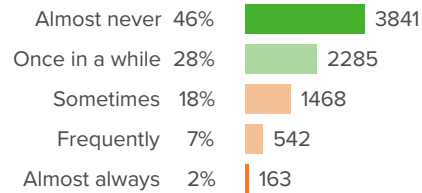
### Q.1: How often are people disrespectful to others at your school?



▲ 3 from last survey

Favorable: **43%**

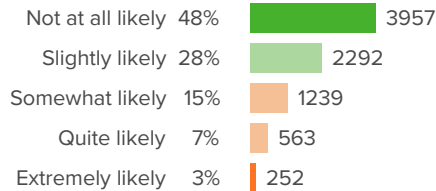
### Q.2: How often do students get into physical fights at your school?



▲ 4 from last survey

Favorable: **74%**

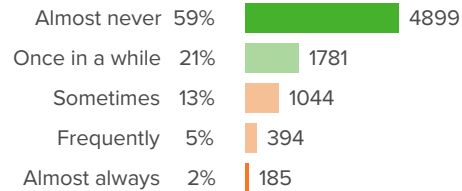
### Q.3: How likely is it that someone from your school will bully you online?



▲ 1 from last survey

Favorable: **75%**

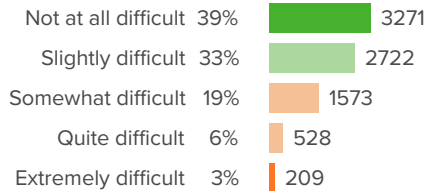
### Q.4: How often do you worry about violence at your school?



▲ 1 from last survey

Favorable: **80%**

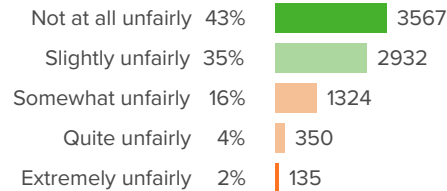
### Q.5: If a student is bullied in school, how difficult is it for him/her to get help from an adult?



▲ 3 from last survey

Favorable: **72%**

### Q.6: At your school, how unfairly do the adults treat the students?



▲ 3 from last survey

Favorable: **78%**



# Sense of Belonging

Your average

# 48%

8,333 responses

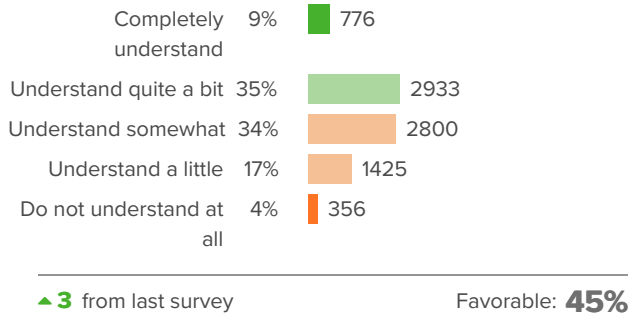
Change

# ▲ 2

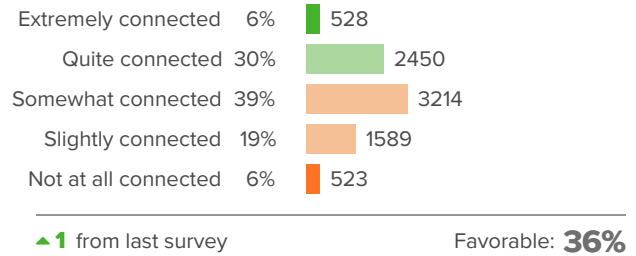
since last survey

## How did people respond?

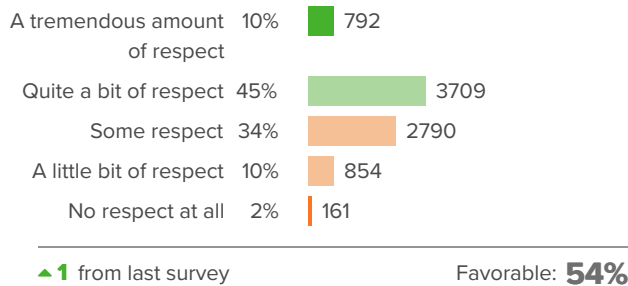
### Q.1: How well do people at your school understand you as a person?



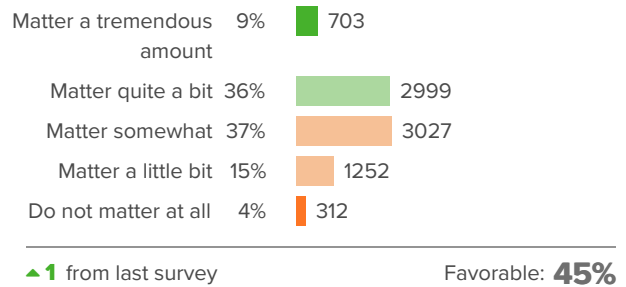
### Q.2: How connected do you feel to the adults at your school?



### Q.3: How much respect do students in your school show you?

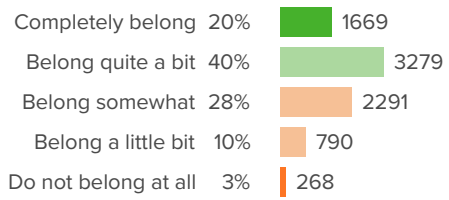


### Q.4: How much do you matter to others at this school?





**Q.5: Overall, how much do you feel like you belong at your school?**



▲ 3 from last survey

Favorable: **60%**



# Teacher-Student Relationships

Your average

# 69%

8,333 responses

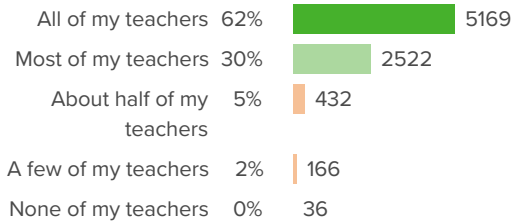
Change

# ▲ 3

since last survey

## How did people respond?

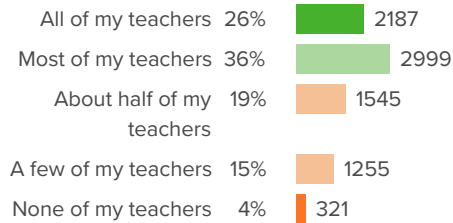
### Q.1: How many of your teachers are respectful towards you?



▲ 2 from last survey

Favorable: **92%**

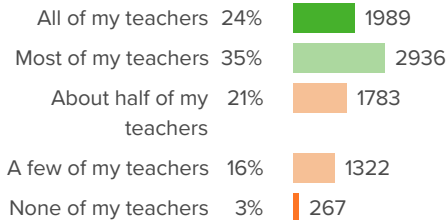
### Q.2: If you walked into class upset, how many of your teachers would be concerned?



▲ 3 from last survey

Favorable: **62%**

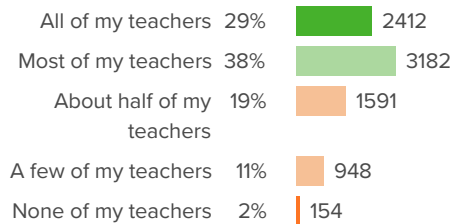
### Q.3: If you came back to visit class three years from now, how many of your teachers would be excited to see you?



▲ 1 from last survey

Favorable: **59%**

### Q.4: When your teachers ask how you are doing, how many of them are really interested in your answer?



▲ 4 from last survey

Favorable: **68%**





**Q.5: How many of your teachers would you be excited to have again in the future?**

