



# Dublin City Schools




Grades 3-5  
Fall 2023



Report created by  
Panorama Education



# Summary

Topic Description	Results	Benchmark
<p><b>School Safety</b></p> <p>Perceptions of student physical and psychological safety at school.</p>	<p><b>71%</b></p> <p>▼1</p> <p>since last survey</p>	 <p>80th - 99th percentile compared to others nationally</p>
<p><b>Sense of Belonging</b></p> <p>How much students feel that they are valued members of the school community.</p>	<p><b>71%</b></p> <p>▲2</p> <p>since last survey</p>	 <p>80th - 99th percentile compared to others nationally</p>
<p><b>Teacher-Student Relationships</b></p> <p>How strong the social connection is between teachers and students within and beyond the classroom.</p>	<p><b>74%</b></p> <p>▼3</p> <p>since last survey</p>	 <p>60th - 79th percentile compared to others nationally</p>

3,530 responses



# School Safety

Your average

# 71%

3,530 responses

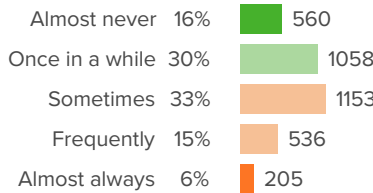
Change

# ▼ 1

since last survey

## How did people respond?

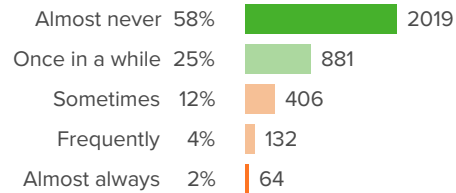
### Q.1: How often are people disrespectful to others at your school?



▲ 5 from last survey

Favorable: **46%**

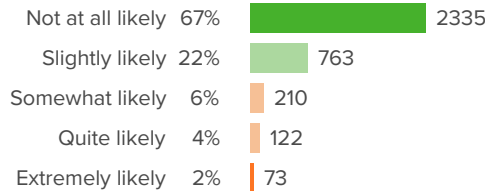
### Q.2: How often do students get into physical fights at your school?



▼ 1 from last survey

Favorable: **83%**

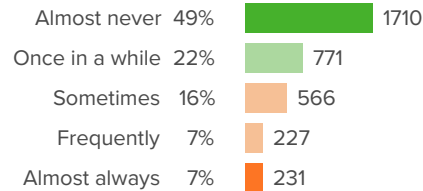
### Q.3: How likely is it that someone from your school will bully you online?



▲ 1 from last survey

Favorable: **88%**

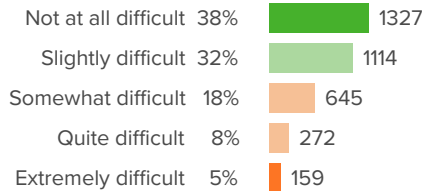
### Q.4: How often do you worry about violence at your school?



▼ 2 from last survey

Favorable: **71%**

### Q.5: If a student is bullied in school, how difficult is it for him/her to get help from an adult?



▼ 4 from last survey

Favorable: **69%**



# Sense of Belonging

Your average

**71%**

3,530 responses

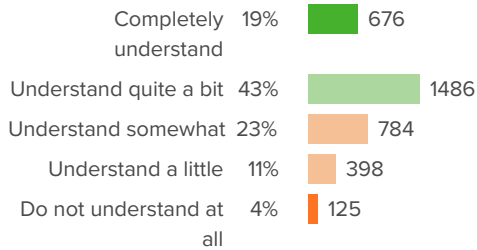
Change

**▲ 2**

since last survey

## How did people respond?

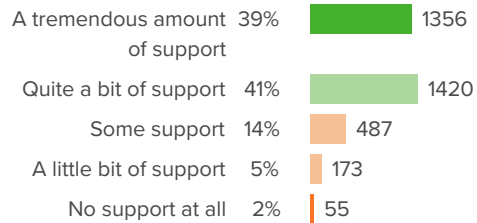
### Q.1: How well do people at your school understand you as a person?



▲ 1 from last survey

Favorable: **62%**

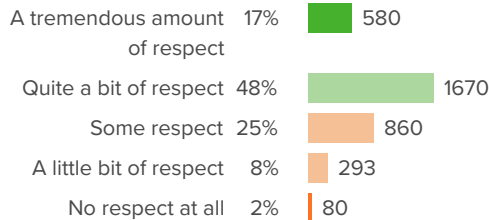
### Q.2: How much support do the adults at your school give you?



▼ 1 from last survey

Favorable: **80%**

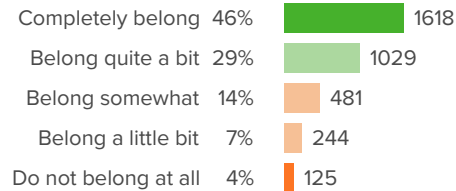
### Q.3: How much respect do students at your school show you?



▲ 5 from last survey

Favorable: **65%**

### Q.4: Overall, how much do you feel like you belong at your school?



▲ 4 from last survey

Favorable: **76%**



# Teacher-Student Relationships

Your average

# 74%

3,530 responses

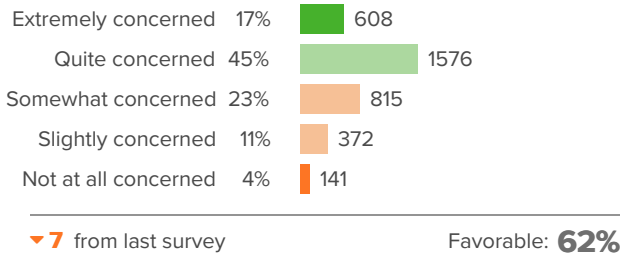
Change

# ▼ 3

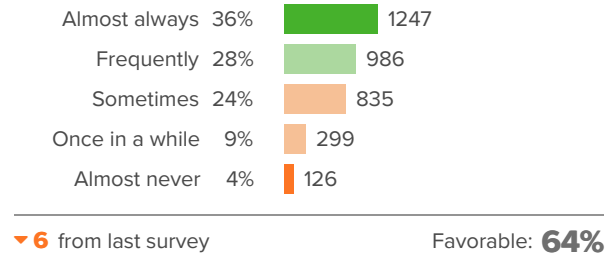
since last survey

## How did people respond?

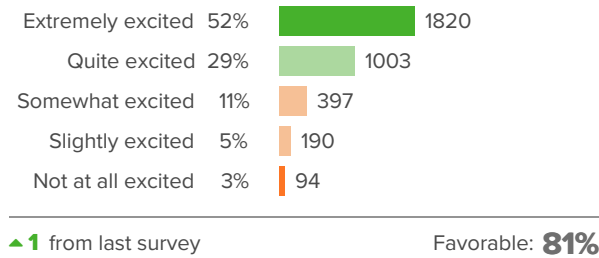
### Q.1: If you walked into class upset, how concerned would your teacher be?



### Q.2: When your teacher asks, "How are you?", how often do you feel that your teacher really wants to know your answer?



### Q.3: How excited would you be to have your teacher again?



### Q.4: How respectful is your teacher towards you?

