

MAY 2016

BUDGET ISSUE

TIDINGS
FROM THE SAYVILLE SCHOOL DISTRICT
"THE FOUNDATION FOR SUCCESS"
SAYVILLE SCHOOL DISTRICT
NEWSLETTER VOLUME 31.3
www.sayvilleschools.org

DECREASING TAXES and still ENHANCING PROGRAMS

HERE ARE THE FACTS about Sayville's 2016-2017 Proposed Budget:

- The Proposed Tax Rate has been **DECREASED to -0.80%**. State Aid along with the restoration of GEA Funds helped lower the Tax Rate. This means taxpayers will see a **REDUCTION** in their school property taxes.
- This decrease is also under the -0.64% Tax Levy Cap.
- For the average home assessed at \$40,000, before S.T.A.R. Exemptions, there will be an estimated reduction of \$61/year.
- Since the Proposed Budget is under the Tax Levy Cap, a simple majority is required to pass.
- Although it is a *decrease* in the tax rate, the Proposed Budget at \$90,119,477 represents a spending *increase* of 0.80%, enabling the District to **INCREASE** the educational opportunities* for our students.

(*For a list of enhancements, see the bottom of page 4.)

IN SUMMATION:

We are **UNDER** the Tax Levy Cap, we **have reduced** spending, we **have lowered** the Tax Rate with additional State Aid. At the same time, we are **restoring and enhancing** programs that will benefit our students.

During this fiscal year, the Sayville School District has continued to work diligently to keep spending costs down and still ensure that our students will be career- and college-ready.

We urge you to review this **Budget Issue of Tidings** carefully and encourage you to attend the Public Hearing on May 10th at 7:30 p.m. in the Board Room of the Administration Building.

Also note that the May 17th School Budget Vote will be in the Gymnasium located at the back of the Suffolk County Community College, Sayville Center at 30 Greene Avenue.

Polls will open at 7 a.m. and close at 9 p.m.



As your Board of Education, we hope you will support our excellent public education programs that benefit and prepare our students for the future.

SINCERELY YOUR BOARD OF EDUCATION: President John Verdone, Vice President Thomas Cooley,
TRUSTEES: Carl Cangelosi, Norman deVenau, Maureen Dolan, Keith Kolar, and Deborah Van Essendelft

PUBLIC HEARING

on the 2016-2017
Proposed School Budget

7:30 P.M.

Tuesday, May 10th

**Sayville
Administration Building**

VOTE!
MAY 17th

LOCATION:

Gymnasium in the
Suffolk County Community
College • Sayville Center
30 Greene Avenue

Polls open **7** AM
Polls close **9** PM

PROPOSED 2016-2017 BUDGET: \$90,119,477

2016-2017 ADMINISTRATIVE BUDGET

2016-2017 PROGRAM BUDGET

	<i>Current 2015-2016</i>	<i>Proposed 2016-2017</i>	<i>Budget Change</i>
Board of Education	\$23,895	\$22,895	(\$1,000)
District Clerk	11,313	11,521	208
District Meetings	27,236	26,000	(1,236)
Superintendent's Office	346,272	372,079	25,807
Business Office	968,975	1,032,474	63,499
Auditing Services	89,531	96,001	6,470
Treasurer	11,886	12,124	238
Admin Fees for Debt Service	2,500	2,500	0
Legal Services	62,930	83,655	20,725
Personnel Office	348,463	361,519	13,056
Records Management	36,774	37,209	435
Public Information	62,543	68,621	6,078
Printing Office	233,148	232,107	(1,041)
General Insurance	441,414	433,694	(7,720)
School Association Dues	24,000	24,100	100
BOCES Services Admin	263,900	269,178	5,278
BOCES Rental Costs	162,200	163,900	1,700
Curriculum Office	277,123	284,649	7,526
Pupil Services Office	78,266	77,905	(361)
Principals' Offices	2,754,117	2,692,718	(61,399)
Plant Operation & Custodial	121,159	125,936	4,777
Computer Instruction K-12	177,458	177,138	(320)
Adult Ed-Principal's Office	15,991	14,742	(1,249)
Summer School-Principal's Office	5,000	15,201	10,201
Unemploy./WC Contractual TPA	1,973,833	2,016,011	42,178
Admin Benefits Total			

ADMINISTRATIVE TOTALS \$8,645,141 \$8,777,377 \$132,236

2016-2017 CAPITAL BUDGET

	<i>Current 2015-2016</i>	<i>Proposed 2016-2017</i>	<i>Budget Change</i>
Plant Operation & Custodial	\$5,225,500	\$5,036,174	(\$189,326)
Plant Maintenance & Grounds	1,752,710	1,813,686	60,976
Plant Maintenance Old JHS	14,200	16,500	2,300
Judgements and Claims	5,000	5,000	0
Capital Benefits Total	3,909,885	3,818,913	(90,972)
Library Bonds	983,875	1,009,125	25,250
Bonds School Construction	3,595,685	3,262,053	(333,632)
Bond School Const.-EPC	637,949	637,949	0
Bond Anticipation Notes	0	27,517	27,517
Tax Anticipation Notes	200,000	200,000	0
Transfer to Capital Fund	800,000	800,000	0

CAPITAL TOTALS \$17,124,804 \$16,626,917 (\$497,887)

	<i>Current 2015-2016</i>	<i>Proposed 2016-2017</i>	<i>Budget Change</i>
Legal Services	\$190,167	\$169,845	(\$20,322)
Inservice Training	92,900	95,900	3,000
Teaching-Day School	2,107,481	2,250,114	142,633
General Instruction, K-5	6,855,761	6,993,731	137,970
General Instruction, 6	1,211,356	1,095,880	(115,476)
Language Arts-English, 7-12	1,696,560	1,728,986	32,426
Mathematics, 7-12	1,597,211	1,670,587	73,376
Science, 7-12	2,207,350	2,203,573	(3,777)
Social Studies, 7-12	1,903,014	1,848,640	(54,374)
Business Education, 6-12	234,940	218,403	(16,537)
Technology Education, 6-12	792,219	821,974	29,755
Home & Career Skills, 6-12	189,780	203,356	13,576
Health, 6-12	243,348	250,220	6,872
Alternative School, 10-12	115,804	119,162	3,358
Schoolwide Instruction, 6-12	93,840	113,450	19,610
General Instruction, K-12	10,000	10,000	0
Music, K-12	1,591,276	1,538,888	(52,388)
Art, K-12	864,728	838,937	(25,791)
Physical Education, K-12	1,338,269	1,385,283	47,014
Foreign Language, 6-12	1,247,065	1,347,174	100,109
Gifted & Talented, 4-12	125,761	129,188	3,427
Handicapped Pupils, K-12	9,481,395	9,564,594	83,199
Speech Instruction, K-12	706,345	729,366	23,021
Non-English Speaking, K-12	154,556	287,888	133,332
Corrective Reading, K-12	953,306	951,637	(1,669)
Occupational Education, 11-12	560,000	375,480	(184,520)
Instructional Materials AV	250,901	270,861	19,960
Library	748,009	724,550	(23,459)
Computer Instruction, K-12	2,483,722	2,653,500	169,778
Attendance, K-12	176,317	142,251	(34,066)
Guidance, 6-12	920,126	948,624	28,498
Health Services, K-12	529,196	543,519	14,323
Diagnostic Screening, K-12	14,760	14,760	0
Psychological Services, K-12	663,422	554,363	(109,059)
Social Work Services, K-12	508,983	528,858	19,875
Co-Curricular Activities	420,888	438,358	17,470
Interscholastic Athletics	1,112,780	1,142,907	30,127
Intra-murals	4,800	4,800	0
Teaching-Adult Ed.	132,284	123,050	(9,234)
Teaching- Summer School	30,736	70,764	40,028
District Transportation Service	80,769	84,205	3,436
Contract Transportation	3,572,692	3,741,732	169,040
Public Transportation	2,300	2,500	200
BOCES Transportation Service	37,641	38,375	734
Community Recreation (Pool)	115,618	115,802	184
Special Education Office	535,730	565,197	29,467
Transfer to Special Aid Fund	200,000	200,000	0
Program Benefits Total	14,528,974	14,863,951	334,977

PROGRAM TOTALS \$63,635,080 \$64,715,183 \$1,080,103

THE 2016-2017 PROPOSED BUDGET SUMMARY

A DECREASE IN SCHOOL TAX RATE: -0.80%

REQUIRING A SIMPLE MAJORITY AS IT IS UNDER THE CALCULATED TAX LEVY CAP of -0.64%

THREE-PART BUDGET	ADOPTED BUDGET 2015-2016	PROPOSED BUDGET 2016-2017	INCREASE/ (DECREASE)
ADMINISTRATION BUDGET	\$8,645,141	\$8,777,377	\$132,236
CAPITAL BUDGET	17,124,804	16,626,917	(497,887)
PROGRAM BUDGET	63,635,080	64,715,183	1,080,103
TOTAL SCHOOL BUDGET	\$89,405,025	\$90,119,477	\$714,452

PERCENT INCREASE IN SCHOOL BUDGET: 0.80%

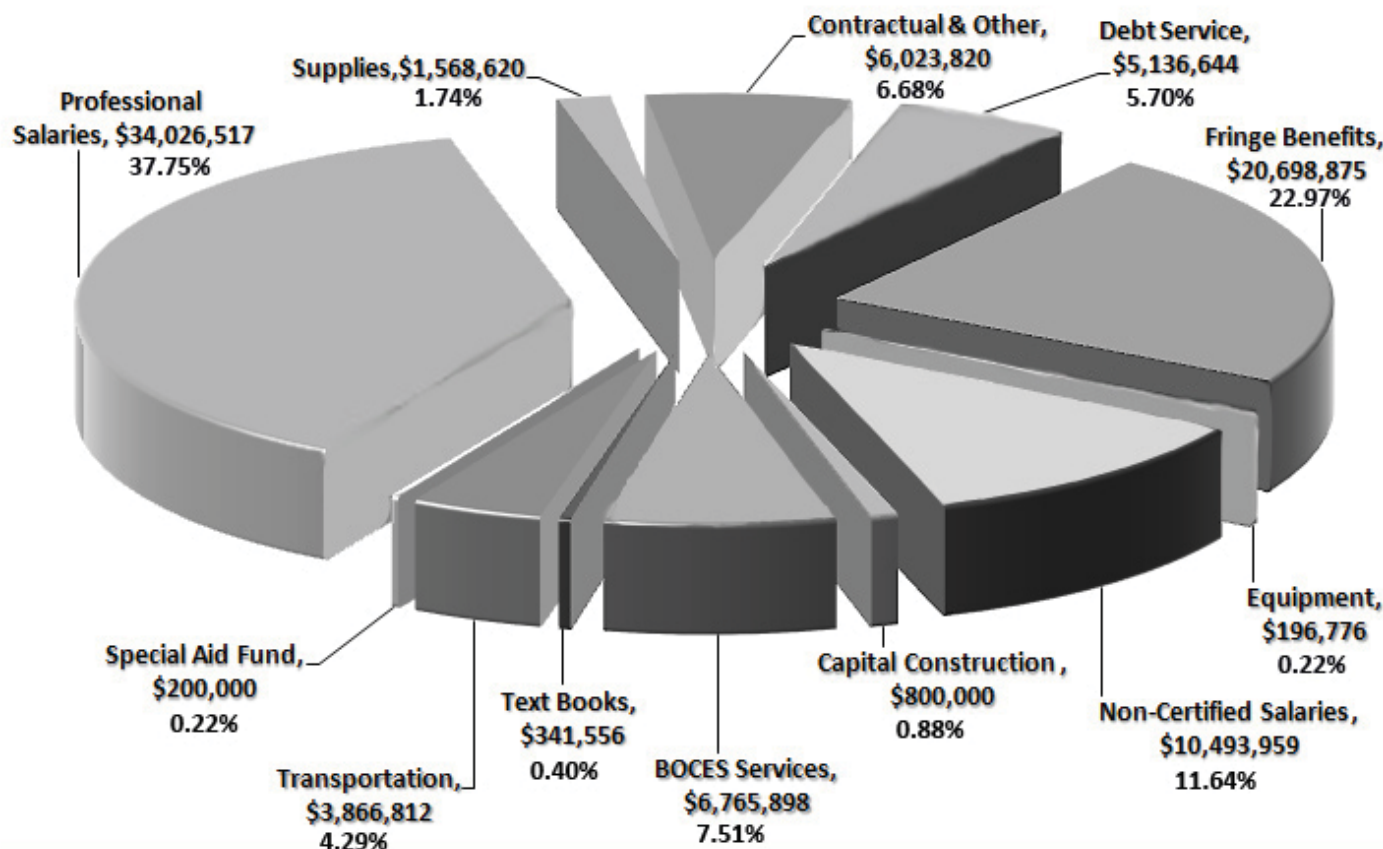
BUDGET REVENUES	ADOPTED BUDGET 2015-2016	PROPOSED BUDGET 2016-2017	INCREASE/ (DECREASE)
STATE AID	\$24,513,500	\$26,439,415	\$1,925,915
PAYMENT IN LIEU OF TAXES	166,268	184,420	18,152
OTHER INCOME	2,352,324	2,541,755	189,431
INVESTMENT INCOME	60,000	60,000	0
APPROPRIATED FUND BALANCE	3,624,288	2,672,688	(951,600)
PROPERTY TAX LEVY	58,688,645	58,221,199	(467,446)
TOTAL REVENUE	\$89,405,025	\$90,119,477	\$714,452

ESTIMATED SCHOOL TAX RATE	ADOPTED BUDGET 2015-2016	PROPOSED BUDGET 2016-2017	INCREASE/ (DECREASE)
ESTIMATED TAX RATE-HOMESTEAD (PER \$100 OF ASSESSED VALUE)	19.051	18.900	(0.15)
	has a tax-rate DECREASE before S.T.A.R. Exemptions.		

2016-2017 PROPOSED BUDGET EXPENDITURES & REVENUES

The two Pie Charts (below and opposite page) show the breakdown of the 2016-2017 Proposed Budget's Expenditures and Revenues.

.....YOUR TAX DOLLAR **Expenditures**.....



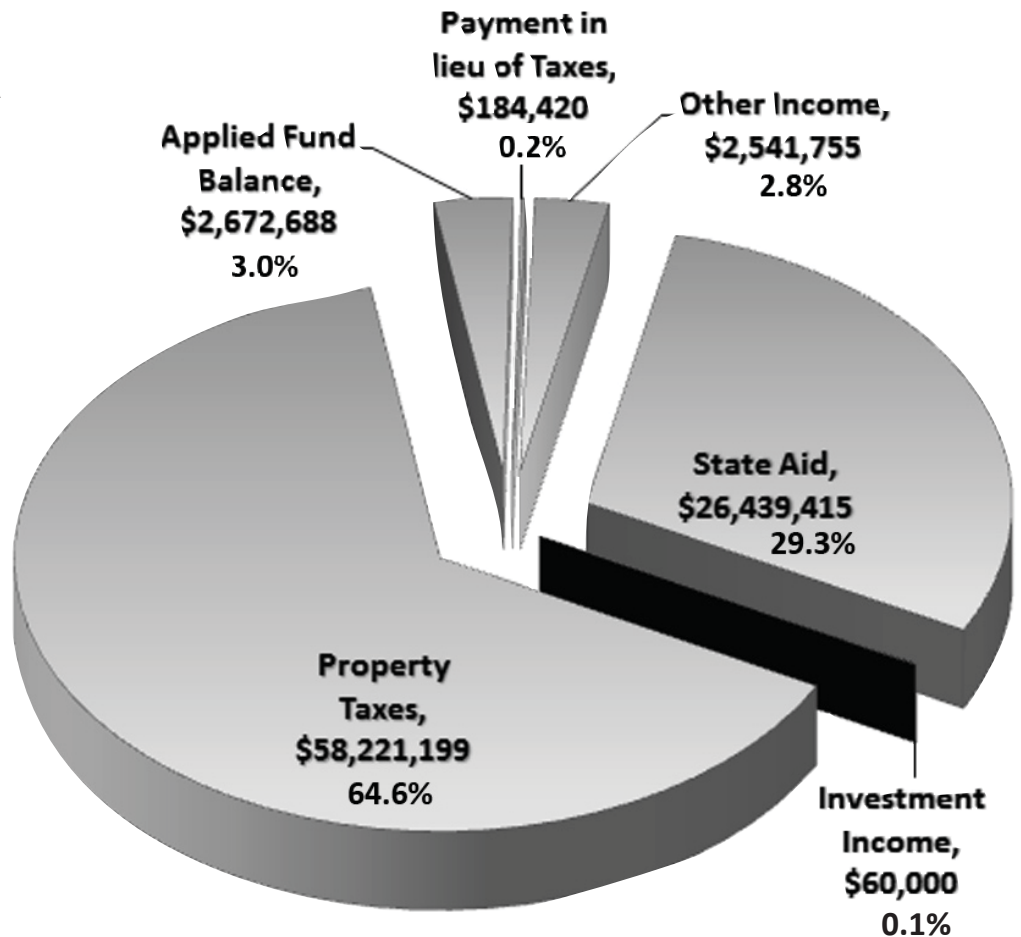
While the 2016-17 Proposed Budget is a spending increase of \$714,452 or 0.80%, the Tax Rate has **DECREASED** to **-0.80%**. Again this year, Sayville School District and the Board of Education have **both** REDUCED spending and ENHANCED educational opportunities (*see below*) for our students.

- Bring back the Sayville Summer School Program – eliminate the BOCES summer program;
- Continuation of the 1:1 Chrome Book initiative;
- Provision for an additional Special Education teacher;
- Increase of a .20 FTE in R.I.S.E. Technology;
- Implementation of HS Accuplacer Exam Program in partnership with SCCC;
- AP Computer Science & Principles of Computer Science with Professional Development;
- Suffolk County Community College course offerings at reduced tuition for college credits;
- AP Seminar teacher professional development;
- Implementation of a new reading series K-5, year 1 of 2;
- New Grade 6 Reading Series;
- Expanded Arts in Education opportunities.

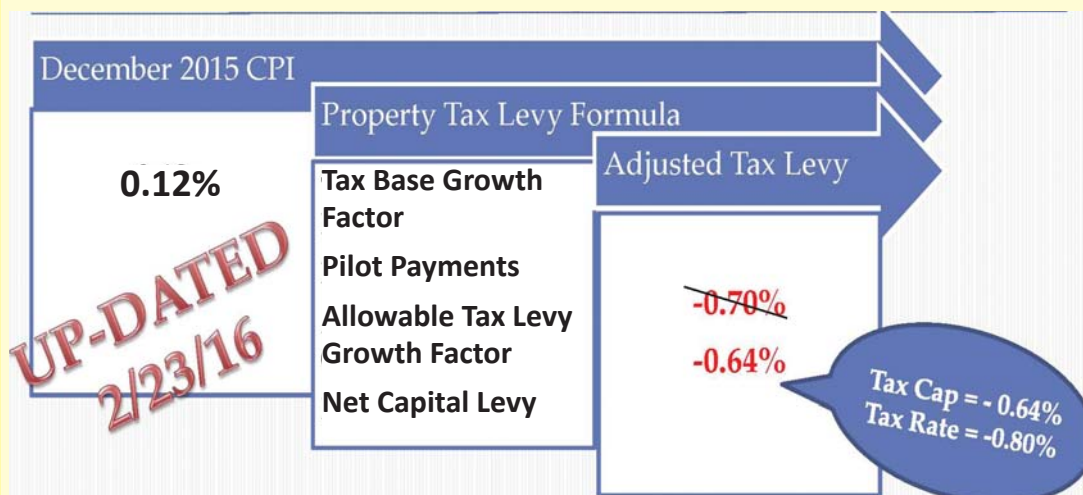
Before the STAR Enhancements, the Sayville community will see a property tax REDUCTION this year. This reduction was accomplished through the District's prudent fiscal management of controlling costs and appropriately using the fund balance and reserves to stabilize the tax rate. The restoration of GEA funds helped the district drop the rate even lower than the -0.64% Tax Cap.

YOUR TAX DOLLAR Revenues

Due to the required reduction in the Tax Levy Cap Formula along with the additional State Aid, REVENUES were adjusted to lower the projected tax rate to a *minus* number (-0.80%).



NYS “Two Percent” Tax Cap Formula...



❑ The following are some of the factors affecting the negative tax levy cap calculation for the next school year:

- December 2015 CPI was only .12%;
- Sayville's Tax Base Growth Factor was negligible at 1.0010;
- Pilot payments continue to drive down our Tax Levy Cap Percentage;
- Continued reduction of the District's Debt Service, which also drives down the Tax Levy Cap Percentage.

...is NOT “two percent” at all, since the formula is based upon the factors, as indicated in this chart.

After Sayville School District factored in the variables to adjust the formula, the Tax Cap is a negative number: -0.64%.

The good news is Sayville was able to set the tax rate even lower at -0.80% with State Aid and restoration of the GEA.

NEW YORK STATE RULES REGARDING THE CONTINGENCY BUDGET

The Contingency Budget contains various expenditures that are: legal, specifically authorized by mandates or statutes, and maintain educational programs, preserve property, maintain the health and safety of students and staff. If the Proposed Budget fails the first time...

New York school boards may decide to: put up the *SAME* budget for revote, put up a *REVISED* budget for revote; or adopt a Contingency Budget.

*****IMPORTANT INFORMATION*****

If the Proposed Budget fails twice, school districts must adopt a Contingency Budget with a ZERO percent increase on the current tax levy. Under a Contingency Budget there are TWO spending cap limitations:

1. ADMINISTRATIVE CAP

ADMINISTRATIVE CAPS are determined by taking the ratio between the Administrative and Program Budgets, plus determining the 'lesser' of the calculated Administrative Caps for 2015-16 or the defeated 2016-17 Budget. (See chart below.)

ADMINISTRATIVE BUDGET CAPS

ACTUAL 2014-2015	PROPOSED 2015-16	CONTINGENT BUDGET
13.59%	13.56%	13.56%

Since the 2016 -17 Proposed Budget is a reduction on the Tax Levy, a contingent budget with a 'ZERO' percent on the Tax Levy will result in a tax increase!

2. ZERO PERCENT TAX LEVY CAP

On a Contingency Budget, Sayville School District would have to cut \$958,000 from instructional/support programs, and staffing to achieve a ZERO PERCENT TAX LEVY INCREASE (See below).

To Achieve 0% Increase What Would Be Cut?

Non-contingent Items

ADMINISTRATIVE Budget -\$20,000

- Staffing, nonessential supplies, equipment, travel, etc.

PROGRAM Budget..... -\$138,000

- Staffing, student supplies, new equipment, athletics, cocurricular, summer school, increased class size, etc.

CAPITAL Budget -\$800,000


- NO Community-Use of Buildings and Grounds (unless paid), staffing reductions, capital projects, etc.



Contingent Budget

	BUDGET	BUDGET PERCENTAGE INCREASE	PROPOSED INCREASE ON TAX RATE
2016-17 Proposed Budget	\$90,119,447	0.80%	-0.80%
Contingent Budget	\$89,161,447	-0.27%	0.00%

A CONTINGENCY
BUDGET WILL
RESULT IN A
TAX INCREASE!



ALSO ON THE BALLOT

SAYVILLE HISTORICAL SOCIETY

Budget: Tax Levy	Estimated Homestead Tax RATE PER \$100
2015-2016 • \$56,536	2015-2016 • \$0.018
2016-2017 • \$56,941	2016-2017 • \$0.018

SAYVILLE LIBRARY

Budget: Tax Levy	Estimated Homestead Tax RATE PER \$100
2015-2016 • \$3,752,580	2015-2016 • \$1.2182*
2016-2017 • \$3,757,346	2016-2017 • \$1.2197

*based on Public Library's projections

(All Tax Rates are expressed per \$100
of Assessed Valuation.)

CANDIDATES FOR...

BOARD OF EDUCATION TRUSTEES

Seats (3-year Term)

NORMAN DEVENAU | UNOPPOSED

MAUREEN DOLAN | UNOPPOSED

LIBRARY TRUSTEE

Seat (5-year Term)

DEBRA MITCHELL | UNOPPOSED

PUBLIC NOTICE REGARDING REGISTER INSPECTION

Any person shall be entitled to have his/her name placed upon the register of the School District, provided that at the time he/she is known or proven to the satisfaction of the District Clerk to be then or thereafter entitled to vote at said Annual School District Meeting to be held on May 10, 2016. Said Register will be filed in the Office of the School District Clerk, 99 Greeley Avenue, Sayville, New York, and will be open for inspection on each of the five days prior to and the day set for the meeting or election, (except Sunday, and on Saturday by appointment only, by calling 244-6510) between the hours of 9 a.m. and 3 p.m.

**The 2016-2017
Proposed Spending Plan
of \$90,119,477
represents a
0.80% increase in
the current school year,
and a projected tax-rate
DECREASE of -0.80%,
which is UNDER the -0.64%
Calculated Tax Levy Cap,
therefore requiring a
simple majority.**

TIDINGS

FROM THE SAYVILLE SCHOOL DISTRICT

LINDA A. MITTIGA, SAYVILLE SCHOOL DISTRICT NEWSLETTER & DISTRICT WEBSITE EDITOR

DR. WALTER F. SCHARTNER
SUPERINTENDENT OF SCHOOLS
99 GREELEY AVENUE
SAYVILLE, NEW YORK 11782

NONPROFIT ORGANIZATION
U.S. POSTAGE PAID
SAYVILLE SCHOOL DISTRICT
School Tax Code 566

 **VOTE!**
MAY 17th

LOCATION:
Gymnasium in the
Suffolk County Community
College • Sayville Center
30 Greene Avenue

Polls open 7^{AM}
Polls close 9^{PM}

PUBLIC HEARING
on the 2016-2017
Proposed School Budget
7:30 P.M.
Tuesday, May 10th
Sayville
Administration Building

****ECRWSS****

Postal Customer

SUMMARY OF THE 2016-2017 PROPOSED BUDGET

This fiscally responsible
spending plan is a complete
budget package that:

- Has a Proposed Tax-Rate **DECREASE** of -0.80%;
- Is **UNDER** the -0.64% Tax Levy Cap;
- Has a **INCREASE** in spending of 0.80%;
- **ENHANCES** educational opportunities for our students with challenging programs that will help them succeed.

VOTING REQUIREMENTS*

TO BE ELIGIBLE TO VOTE ON **TUESDAY, MAY 17TH**
ONE MUST MEET THE FOLLOWING REQUIREMENTS:

1. Be a U.S. citizen.
2. Be 18 years of age or older.
3. Be a resident of the Sayville School District for at least 30 days prior to the voting date.
4. Be registered to vote in the Sayville School District.

NOTE: General election registration qualifies residents.

*To see if you are registered to vote, you can call 852-4500 for the Suffolk County Board of Elections or the Sayville School district clerk at 244-6510.

REGISTRATION Registration for new residents, residents who have moved within the district, and residents who have not voted in a Sayville School District election since January 1st, 2011 can register either:

1. Until Thursday, May 12th, 2016 at the Administration Building on 99 Greeley Avenue, Sayville, NY, between the hours of 9:00 a.m. and 3:00 p.m.

OR

2. On Tuesday, May 10th for Evening Registration which is between the hours of 4:30 p.m. and 7:30 p.m. in the SAYVILLE ADMINISTRATION BUILDING, 99 Greeley Avenue, Sayville, NY 11782

TRANSPORTATION POLICY

The Proposed Budget reflects the revised Board of Education transportation policy for elementary students which was passed by Referendum in May of 2012.



Students in the following grades, as indicated, are eligible to receive transportation.

GRADE	DISTANCE
K-5	Beyond 1/2 mile
6-12	Beyond 1 1/2 miles

No transportation is provided for students traveling to any school beyond 15 miles.