

MAY 2017

BUDGET ISSUE

TIDINGS
FROM THE SAYVILLE SCHOOL DISTRICT
"THE FOUNDATION FOR SUCCESS"
SAYVILLE SCHOOL DISTRICT
NEWSLETTER VOLUME 31.3
www.sayvilleschools.org

Third-Lowest Projected Tax-Rate Increase on Long Island *and still **ENHANCING PROGRAMS***

HERE ARE THE FACTS about Sayville's 2017-2018 Proposed Budget:

- At the March 9, 2017 meeting, the Board of Education approved the 2017-2018 Proposed Budget put forth by the District.
- This Proposed Budget is "a fiscally responsible budget that enhances instructional opportunities for students, has a \$90,594,753 spending plan, with a small spending increase of 0.53%, and carries a homestead tax-rate increase of 0.25%."
- This Proposed Budget is **UNDER** the Tax-Levy Cap, requiring a simple majority to pass.
- With this Proposed Budget, Sayville School District has the **third lowest** estimated **tax-rate** increase in Suffolk and is significantly lower than the average rate increase for Long Island school districts. (See graph on page 5.)
- For the average home assessed at \$40,000 before S.T.A.R. Exemptions, there will be an estimated increase of \$17/year or \$1.42 per month.

"The District remains in a good fiscal position and the fiscal health of the District remains strong. We continue to use our Fund Balance and Reserves Funds modestly which has greatly assisted us in stabilizing tax rates and avoiding spikes from year to year."

SAYVILLE ASSISTANT SUPERINTENDENT FOR BUSINESS
JOHN BELMONTE

IN SUMMATION:

We are **UNDER** the Tax Levy Cap and are **restoring and enhancing** programs that will benefit and prepare our students for the future. (See list on page 5.)

We urge you to review this **Budget Issue of Tidings** carefully and encourage you to attend the Public Hearing on May 9th at 7:30 p.m. in the Board Room of the Administration Building.

As it has been for the past three years, the May 16th School Budget Vote will be in the Gymnasium located at the back of the Suffolk County Community College, Sayville Center at 30 Greene Avenue. Polls will open at 7 a.m. and close at 9 p.m.

As your Board of Education, we hope you will support our excellent public education programs.

SINCERELY YOUR BOARD OF EDUCATION:



President John Verdone, Vice President Thomas Cooley, TRUSTEES: Carl Cangelosi, Norman deVenau, Maureen Dolan, Keith Kolar, and Deborah Van Essendelft

PUBLIC HEARING

on the 2017-2018
Proposed School Budget
7:30 P.M.

Tuesday, May 9th
Sayville
Administration Building

VOTE!

MAY 16th

LOCATION:

Gymnasium in the
Suffolk County Community
College • Sayville Center
30 Greene Avenue

Polls open **7** AM
Polls close **9** PM

PROPOSED 2017-2018 BUDGET: \$90,594,753

2017-2018 ADMINISTRATIVE BUDGET

2017-2018 PROGRAM BUDGET

	<i>Current 2016-2017</i>	<i>Proposed 2017-2018</i>	<i>Budget Change</i>
Board of Education	\$22,895	\$23,300	\$405
District Clerk	11,521	11,768	247
District Meetings	26,000	25,250	(750)
Superintendent's Office	372,079	361,888	(10,191)
Business Office	1,032,474	1,070,687	38,213
Auditing Services	96,001	99,136	3,135
Treasurer	12,124	12,366	242
Admin Fees for Debt Service	2,500	2,500	0
Legal Services	83,655	92,400	8,745
Personnel Office	361,519	369,427	7,908
Records Management	37,209	37,075	(134)
Public Information	68,621	69,267	646
Printing Office	232,107	235,185	3,078
General Insurance	433,694	438,700	5,006
School Association Dues	24,100	24,100	0
BOCES Services Admin	269,178	240,000	(29,178)
BOCES Rental Costs	163,900	160,000	(3,900)
Curriculum Office	284,649	290,077	5,428
Pupil Services Office	77,905	80,704	2,799
Principals' Offices	2,692,718	2,727,182	34,464
Plant Operation & Custodial	125,936	129,831	3,895
Computer Instruction K-12	177,138	181,175	4,037
Adult Ed-Principal's Office	14,742	14,952	210
Summer School-Principal's Office	15,201	8,743	(6,458)
Unemploy./WC Contractual TPA	123,500	131,440	7,940
Admin Benefits Total	2,016,011	2,030,345	14,334

ADMINISTRATIVE TOTALS \$8,777,377 \$8,867,498 \$90,121

2017-2018 CAPITAL BUDGET

	<i>Current 2016-2017</i>	<i>Proposed 2017-2018</i>	<i>Budget Change</i>
Plant Operation & Custodial	\$5,036,174	\$5,039,181	\$3,007
Plant Maintenance & Grounds	1,813,686	1,846,697	33,011
Plant Maintenance Old JHS	16,500	17,000	500
Judgements and Claims	5,000	5,000	0
Capital Benefits Total	3,818,913	3,564,364	(254,549)
Library Bonds	1,009,125	884,900	(124,225)
Bonds School Construction	3,262,053	3,230,403	(31,650)
Bond School Const.-EPC	637,949	637,949	0
Bond Anticipation Notes	27,517	0	(27,517)
Tax Anticipation Notes	200,000	150,000	(50,000)
Transfer to Capital Fund	800,000	800,000	0

CAPITAL TOTALS \$16,626,917 \$16,175,494 (\$451,423)

	<i>Current 2016-2017</i>	<i>Proposed 2017-2018</i>	<i>Budget Change</i>
Legal Services	\$169,845	\$187,600	\$17,755
Inservice Training	95,900	133,250	37,350
Teaching-Day School	2,250,114	2,212,611	(37,503)
General Instruction, K-5	6,993,731	7,101,776	108,045
General Instruction, 6	1,095,880	1,118,621	22,741
Language Arts-English, 7-12	1,728,986	1,685,962	(43,024)
Mathematics, 7-12	1,670,587	1,647,032	(23,555)
Science, 7-12	2,203,573	2,224,324	20,751
Social Studies, 7-12	1,848,640	1,902,833	54,193
Business Education, 6-12	218,403	224,435	6,032
Technology Education, 6-12	821,974	849,046	27,072
Home & Career Skills, 6-12	203,356	211,913	8,557
Health, 6-12	250,220	254,728	4,508
Alternative School, 10-12	119,162	121,508	2,346
Schoolwide Instruction, 6-12	113,450	116,940	3,490
General Instruction, K-12	10,000	10,000	0
Music, K-12	1,538,888	1,562,290	23,402
Art, K-12	838,937	876,524	37,587
Physical Education, K-12	1,385,283	1,420,607	35,324
Foreign Language, 6-12	1,347,174	1,373,997	26,823
Gifted & Talented, 4-12	129,188	131,562	2,374
Handicapped Pupils, K-12	9,564,594	9,603,175	38,581
Speech Instruction, K-12	729,366	698,357	(31,009)
Non-English Speaking, K-12	287,888	307,292	19,404
Corrective Reading, K-12	951,637	874,728	(76,909)
Occupational Education, 11-12	375,480	382,990	7,510
Instructional Materials AV	270,861	264,060	(6,801)
Library	724,550	741,642	17,092
Computer Instruction, K-12	2,653,500	2,698,356	44,856
Attendance, K-12	142,251	136,604	(5,647)
Guidance, 6-12	948,624	954,686	6,062
Health Services, K-12	543,519	546,890	3,371
Diagnostic Screening, K-12	14,760	14,760	0
Psychological Services, K-12	554,363	570,441	16,078
Social Work Services, K-12	528,858	545,823	16,965
Co-Curricular Activities	438,358	461,856	23,498
Interscholastic Athletics	1,142,907	1,185,167	42,260
Intra-murals	4,800	4,800	0
Teaching-Adult Ed.	123,050	123,050	0
Teaching- Summer School	70,764	79,564	8,800
District Transportation Service	84,205	87,347	3,142
Contract Transportation	3,741,732	3,823,909	82,177
Public Transportation	2,500	2,600	100
BOCES Transportation Service	38,375	38,693	318
Community Recreation (Pool)	115,802	115,812	10
Special Education Office	565,197	580,850	15,653
Transfer to Special Aid Fund	200,000	200,000	0
Program Benefits Total	14,863,951	15,140,750	276,799

PROGRAM TOTALS \$64,715,183 \$65,551,761 \$836,578

THE 2017-2018 PROPOSED BUDGET SUMMARY

An INCREASE IN SCHOOL TAX RATE: 0.25%

REQUIRING A SIMPLE MAJORITY AS IT IS UNDER THE CALCULATED TAX-LEVY CAP of 0.26%

THREE-PART BUDGET	<i>ADOPTED BUDGET 2016-2017</i>	<i>PROPOSED BUDGET 2017-2018</i>	<i>INCREASE/ (DECREASE)</i>
ADMINISTRATION BUDGET	\$8,777,377	\$8,867,498	\$90,121
CAPITAL BUDGET	16,626,917	16,175,494	(451,423)
PROGRAM BUDGET	64,715,183	65,551,761	836,578
TOTAL SCHOOL BUDGET	\$90,119,477	\$90,594,753	\$475,276

PERCENT INCREASE IN SCHOOL BUDGET: 0.53%

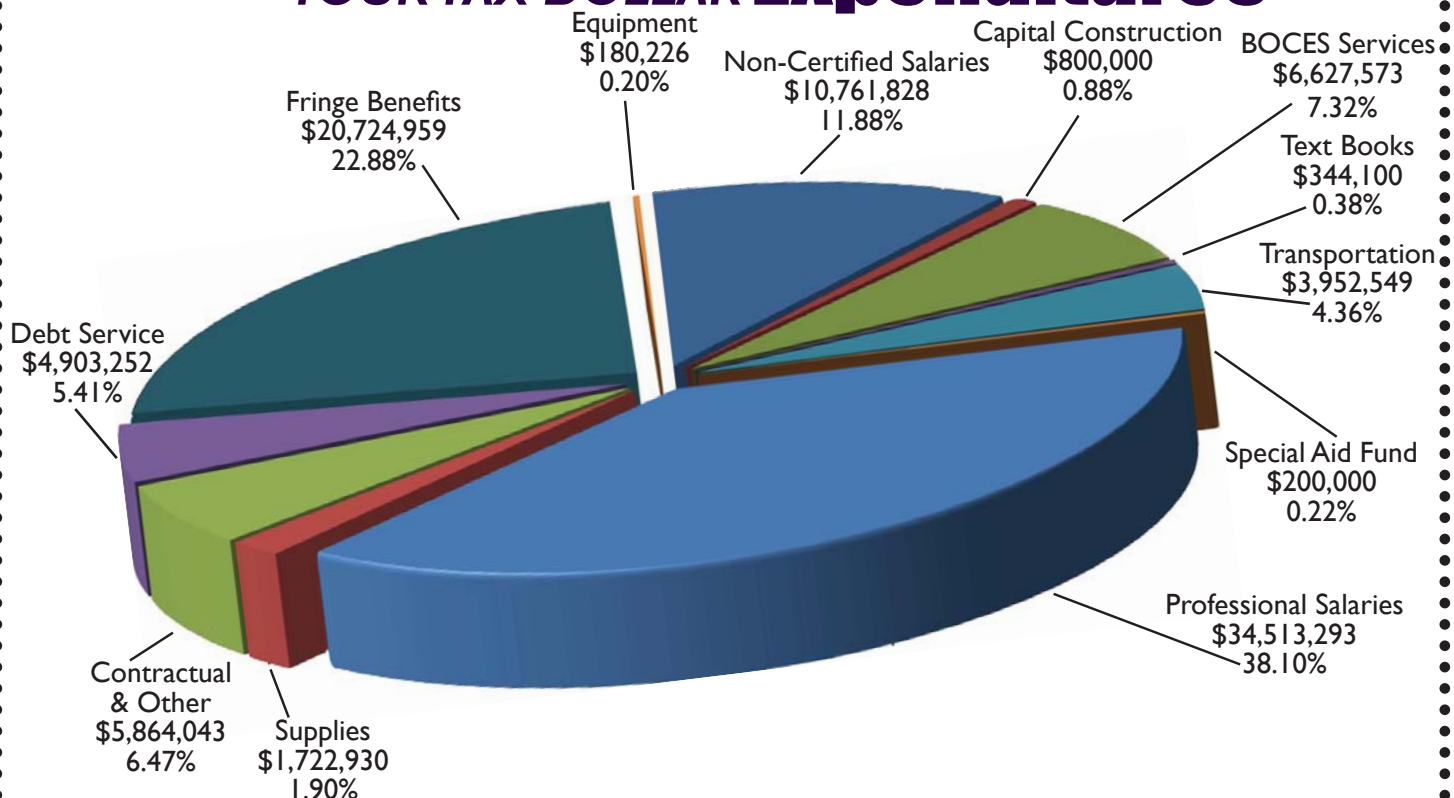
BUDGET REVENUES	<i>ADOPTED BUDGET 2016-2017</i>	<i>PROPOSED BUDGET 2017-2018</i>	<i>INCREASE/ (DECREASE)</i>
STATE AID	\$26,439,415	\$26,931,427	\$492,012
PAYMENT IN LIEU OF TAXES	184,420	288,419	103,999
OTHER INCOME	2,541,755	2,470,468	(71,287)
INVESTMENT INCOME	60,000	60,000	0
APPROPRIATED FUND BALANCE	3,152,688	2,960,000	(192,688)
PROPERTY TAX LEVY	57,741,199	57,884,439	143,240
TOTAL REVENUE	\$90,119,477	\$90,594,753	\$475,276

ESTIMATED SCHOOL TAX RATE	<i>ADOPTED BUDGET 2016-2017</i>	<i>PROPOSED BUDGET 2017-2018</i>	<i>INCREASE/ (DECREASE)</i>
ESTIMATED TAX RATE-HOMESTEAD	18.899	18.946	0.047
(PER \$100 OF ASSESSED VALUE)	has a tax-rate increase before STAR Exemptions.		

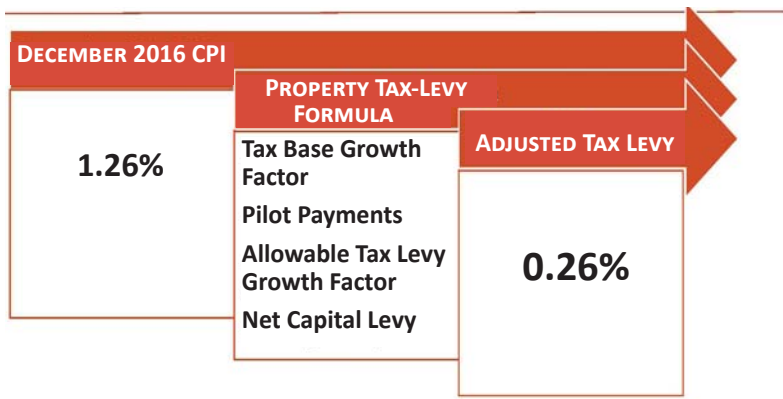
2017-2018 PROPOSED BUDGET EXPENDITURES & REVENUES

The two Pie Charts (below and opposite page) show the breakdown of the 2017-2018 Proposed Budget's Expenditures and Revenues.

YOUR TAX DOLLAR Expenditures



NYS "Two Percent" Tax Cap Formula...



...is NOT "two percent" at all, since the formula is based upon the factors, as indicated in this chart.

After Sayville School District factored in the variables to adjust the formula, the Tax Cap is: 0.26%.

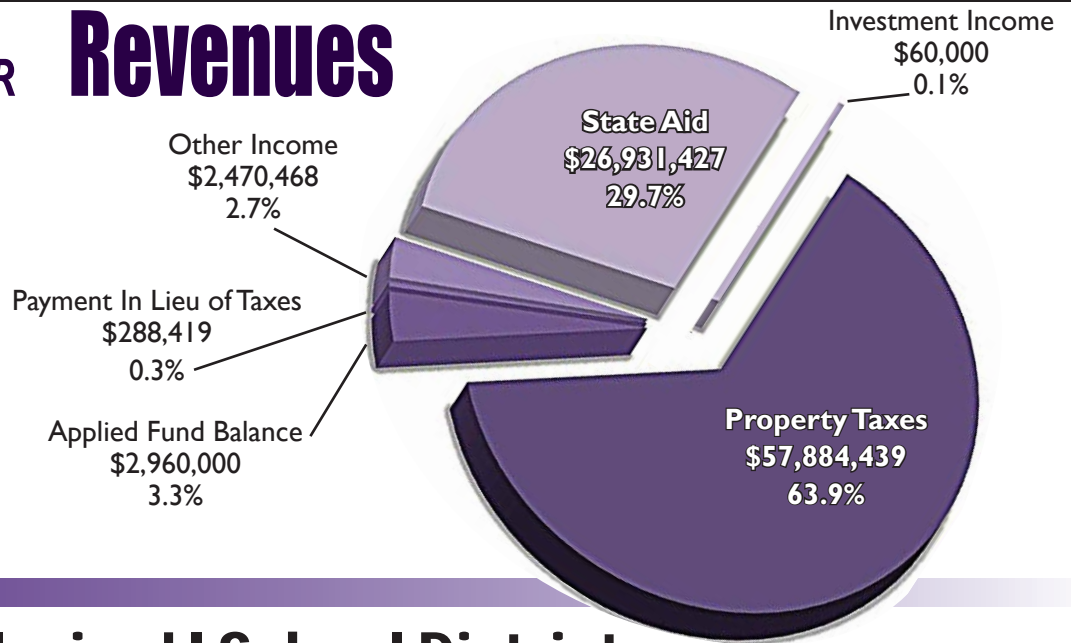
The good news is Sayville was able to set the tax rate lower at 0.25%.

The following are some of the factors affecting the tax-levy cap calculation for the next school year:

- December 2016 CPI was only 1.26%;
- Sayville's Tax Base Growth Factor was negligible at 1.0009;
- Pilot payments continue to drive down our Tax-Levy Cap Percentage;
- Continued reduction of the District's Debt Service drives down the Tax-Levy Cap Percentage;
- Filed with Comptroller's Office on 2/28/17.

YOUR TAX DOLLAR Revenues

Due to the required reduction in the Tax-Levy Cap Formula along with State Aid, REVENUES were adjusted to lower the projected tax rate to 0.25%.



Tax-Levy Analysis - LI School Districts



- ✓ In 9 out of 11 school years shown, Sayville's tax levy was less than LI & Suffolk County
- ✓ For 2015-16, Sayville's Tax Levy is below other Suffolk County Districts

Data Source: SED Property Tax Report Cards

RESTORING AND ENHANCING EDUCATIONAL PROGRAMS: While the 2017-18 Proposed Budget is a spending increase of \$475,276 or 0.53%, the Tax-Rate increase is a modest 0.25%. Again this year, the Sayville School District and the Board of Education have *kept costs low as well as enhanced* educational opportunities for our students.

- Continuation of the 1:1 Chrome Book Initiative
- Addition of Foreign Language Explorations at the Elementary level
- Possible addition of 2nd PALS Special Education Class at Lincoln Avenue
- Addition of two new Co-curricular Clubs
- Continuation with year two of the HS Accuplacer Exam Program in partnership with Suffolk County Community College
- Continued implementation of a new reading series in grades K -5
- Addition of AP Summer Support
- Addition of an AP Elective Research Course

NEW YORK STATE RULES REGARDING THE CONTINGENCY BUDGET

The Contingency Budget contains various expenditures that are: legal, specifically authorized by mandates or statutes, and maintain educational programs, preserve property, maintain the health and safety of students and staff. If the Proposed Budget fails the first time...

New York school boards may decide to: put up the **SAME** budget for revote, put up a **REVISED** budget for revote; or adopt a Contingency Budget.

*****IMPORTANT INFORMATION*****

If the Proposed Budget fails twice, school districts must adopt a Contingency Budget with a ZERO percent increase on the current tax levy. Under a Contingency Budget there are **TWO** spending cap limitations:

1. ADMINISTRATIVE CAP

ADMINISTRATIVE CAPS are determined by taking the ratio between the Administrative and Program Budgets, plus determining the 'lesser' of the calculated Administrative Caps for 2016-17 or the defeated 2017-18 Budget.

(See chart below.)

ADMINISTRATIVE BUDGET CAPS

ACTUAL 2016-2017	PROPOSED 2017-18	CONTINGENT BUDGET
13.56%	13.53%	13.53%

2. ZERO PERCENT TAX LEVY CAP

On a Contingency Budget, Sayville School District would have to cut \$977,000 from instructional/support programs, and staffing to achieve a ZERO PERCENT TAX LEVY INCREASE (See below).

To Achieve 0% Increase What Would Be Cut?

Non-contingent Items

ADMINISTRATIVE Budget - \$17,661

- Staffing, nonessential supplies, equipment, travel, etc.

PROGRAM Budget..... - \$130,771

- Staffing, student supplies, new equipment, athletics, cocurricular, summer school, increased class size, etc.

CAPITAL Budget - \$828,568

- NO Community-Use of Buildings and Grounds (unless paid), staffing reductions, capital projects, etc.



Contingent Budget

	BUDGET	BUDGET PERCENTAGE INCREASE	PROPOSED INCREASE ON TAX RATE
2017-18 Proposed Budget	\$90,594,753	0.53%	0.25%
Contingent Budget	\$89,617,753	-0.56%	0.00%

ALTHOUGH THE TAX-RATE INCREASE MUST ACHIEVE ZERO PERCENT, THE CONTINGENCY BUDGET RESTRICTS COMMUNITY USE OF BUILDINGS AND GROUNDS (UNLESS PAID BY THE ORGANIZATIONS) AND ALSO LIMITS THE DISTRICT'S USE OF FUND BALANCE.

ALSO ON THE BALLOT

SAYVILLE HISTORICAL SOCIETY

Budget: Tax Levy	Estimated Homestead Tax RATE PER \$100
2016-2017 • \$56,941	2016-2017 • \$0.018
2017-2018 • \$54,110	2017-2018 • \$0.018

SAYVILLE LIBRARY

Budget: Tax Levy	Estimated Homestead Tax RATE PER \$100
2016-2017 • \$3,757,346	2016-2017 • \$1.2197*
2017-2018 • \$3,803,403	2017-2018 • \$1.2445

*based on Public Library's projections

(All Tax Rates are expressed per \$100
of Assessed Valuation.)

CANDIDATES FOR...

BOARD OF EDUCATION TRUSTEES

Seats (3-year Term)

THOMAS COOLEY

LORI CANNETTI

DEBORAH VAN ESSEDELFT

UNOPPOSED

LIBRARY TRUSTEE

Seat (5-year Term)

JOSEPH LOUGHREN, JR.

UNOPPOSED

PUBLIC NOTICE REGARDING REGISTER INSPECTION

Any person shall be entitled to have his/her name placed upon the register of the School District, provided that at the time he/she is known or proven to the satisfaction of the District Clerk to be then or thereafter entitled to vote at said Annual School District Meeting to be held on May 9, 2017. Said Register will be filed in the Office of the School District Clerk, 99 Greeley Avenue, Sayville, New York, and will be open for inspection on each of the five days prior to and the day set for the meeting or election, (except Sunday, and on Saturday by appointment only, by calling 244-6510) between the hours of 9 a.m. and 3 p.m.

**The 2017-2018
Proposed Spending Plan
of \$90,594,753
represents a
0.53% increase in
the current school year,
and a projected tax-rate
increase of 0.25% ,
which is UNDER the 0.26%
Calculated Tax-Levy Cap,
therefore requiring a
simple majority.**

TIDINGS

FROM THE SAYVILLE SCHOOL DISTRICT

LINDA A. MITTIGA, SAYVILLE SCHOOL DISTRICT NEWSLETTER & DISTRICT WEBSITE EDITOR

DR. WALTER F. SCHARTNER
SUPERINTENDENT OF SCHOOLS
99 GREELEY AVENUE
SAYVILLE, NEW YORK 11782

NONPROFIT ORGANIZATION
U.S. POSTAGE PAID
SAYVILLE SCHOOL DISTRICT
School Tax Code 566

****ECRWSS****

Postal Customer

 **VOTE!**
MAY 16th

LOCATION:
Gymnasium in the
Suffolk County Community
College • Sayville Center
30 Greene Avenue

Polls open **7^{AM}**
Polls close **9^{PM}**

PUBLIC HEARING
on the 2017-2018
Proposed School Budget

7:30 p.m.
Tuesday, May 9th
Sayville Administration
Building

**SUMMARY OF THE
2017-2018
PROPOSED BUDGET**

This fiscally responsible
spending plan is a complete
budget package that:

- Has a Proposed Tax-Rate
increase of 0.25%;
- Is **UNDER** the 0.26% Tax
Levy Cap;
- Has a increase in
spending of 0.53%;
- **ENHANCES** educational
opportunities for our
students with challenging
programs that will help
them succeed.

VOTING REQUIREMENTS*

TO BE ELIGIBLE TO VOTE ON **TUESDAY, MAY 16TH**
ONE MUST MEET THE FOLLOWING REQUIREMENTS:

1. Be a U.S. citizen.
2. Be 18 years of age or older.
3. Be a resident of the Sayville School District for at least 30 days prior to the voting date.
4. Be registered to vote in the Sayville School District.

NOTE: General election registration qualifies residents.

*To see if you are registered to vote, you can call 852-4500 for the Suffolk County Board of Elections or the Sayville School district clerk at 244-6510.

REGISTRATION Registration for new residents, residents who have moved within the district, and residents who have not voted in a Sayville School District election since January 1st, 2012 can register either:

1. Until Thursday, May 11th, 2017 at the Administration Building on 99 Greeley Avenue, Sayville, NY, between the hours of 9:00 a.m. and 3:00 p.m.

OR

2. On Tuesday, May 9th for Evening Registration which is between the hours of 4:30 p.m. and 7:30 p.m. in the SAYVILLE ADMINISTRATION BUILDING, 99 Greeley Avenue, Sayville, NY 11782

TRANSPORTATION POLICY

The Proposed Budget reflects the revised Board of Education transportation policy for elementary students which was passed by Referendum in May of 2012.



Students in the following grades, as indicated, are eligible to receive transportation.

GRADE	DISTANCE
K-5	Beyond 1/2 mile
6-12	Beyond 1 1/2 miles

No transportation is provided for students traveling to any school beyond 15 miles.