

## ONLINE PRE-REGISTRATION FOR NEW KINDERGARTNERS

PLEASE NOTE: This link is for new kindergarten students only. **DO NOT** use for returning students (i.e., students who have attended preschool within our district). If you have any questions about if you are a new or returning student, contact your school.

Go to the following webpage link:

<https://www.nkcschools.org/families/enrollment>

Click where it says, “New Families for 2024-2025 (Upcoming Year)” Read through all the instructions. You will see a blue click here to enroll.

[Please click here to enroll](#) for the 2024-25 school year beginning March 20, 2024. After you create an account, click on "New Student Registration 2024-2025".

You will be directed to the following screen to login. If you have any older siblings in the district, it is the same email & password that you used to enroll that student or create account, if this is your first student to enroll in Kindergarten.

The screenshot shows the NKC Schools login and account creation interface. At the top left is the NKC Schools logo with the text "NORTH KANSAS CITY SCHOOLS". At the top right are links for "Help" and "English". The page is divided into two main sections: "Sign In" and "Create Account".

**Sign In Section:**

- Fields for "Email Address" and "Password".
- A checkbox labeled "Remember me on this computer".
- A blue "Sign In" button.
- A link "Forgot password?" below the sign in button.

**Create Account Section:**

- The heading "Create Account".
- Text: "With an account, you can..."
- A bulleted list:
  - Complete forms online
  - Save and return to forms in progress
  - Print form history
- A blue "Create Account" button.

At the bottom of the screenshot, there is a small "Screenshot" label and a footer line of text: "School Group LLC and/or its affiliate(s). All rights reserved. All trademarks are either owned or licensed by PowerSchool Group LLC and/or its affiliates. Privacy. Version: 24.3.0.1".

If you have a current student already enrolled in the district and you have forgotten your password, please see the instructions [Forgotten Password \(below\)](#).

If you do not have a current student enrolled in the district, please click on Create Account. Follow the instructions on the screen to create a username & password. As noted on the screen, this account is meant to be created by an adult family member. Only one account per household should be created.

Once you have your username/password created and hit submit the following screen appears, type in your child's information and then click Add Student.

## New Student Registration 2024-2025

### Add Student

First Name

Last Name

Date of Birth  
enter as "mm/dd/yyyy"

[Add Student](#)

© 2008-2023 PowerSchool Group LLC and/or its affiliates. All rights reserved. All trademarks are either owned or licensed by PowerSchool Group LLC and/or its affiliates. [Privacy](#) Version: 23.0.0

This is the screen you will see when you begin to fill out the form.

**NKC Schools**  
NORTH KANSAS CITY SCHOOLS

New Student Registration  
2024-2025 (Wolf)

Introduction

Form

Verification

Summary

## Introduction

### Online New Student Registration 2024-2025

Welcome to North Kansas City Schools New Student Registration. Please follow the steps below to continue.

**\*\*Any data submitted for 2023-2024 school year will not be accepted through this form.\*\***

Click "Next " on this page, and enter the information requested by the online forms.

- Note: Required fields are marked as "Required", and North Kansas City Schools will receive the data exactly as it is entered. Please be careful of spelling, capitalization, and punctuation.
- On the "Summary" page, check your data before submitting.
- Click "Submit"

On the submission confirmation page, you will have the opportunity to print out a copy of your registration to keep for your records. Note: Once the form is electronically submitted, you will receive an e-mail confirmation.

Current students will complete on-line Registration process through the parent portal in July 2024.

© 2008-2024 PowerSchool Group LLC and/or its affiliates. All rights reserved. All trademarks are either owned or licensed by PowerSchool Group LLC and/or its affiliates. [Privacy](#) Version: 24.3.0.1

[Previous](#) [Next](#)

When you click next...it reiterates by asking – is this student currently enrolled at North Kansas City Schools (school year 2023-2024) – if you answer Yes (see below)

**NKC Schools**  
NORTH KANSAS CITY SCHOOLS

New Student Registration  
2024-2025 (Wolf)

Introduction

Form

Verification

Summary


## Form Verification

Is this student currently enrolled at North Kansas City Schools (school year 2023-2024)? required

- Select -

© 2008-2024 PowerSchool Group LLC and/or its affiliates. All rights reserved. All trademarks are either owned or licensed by PowerSchool Group LLC and/or its affiliates. [Privacy](#) Version: 24.3.0.1

[Previous](#) [Next](#)



New Student Registration  
2024-2025 (Wolf)

Introduction

Form

Verification

Summary

## Form Verification

Is this student currently enrolled at North Kansas City Schools (school year 2023-2024)? required

Yes

STOP! Returning student registration for the 2024-2025 school year is not available at this time.

© 2008-2024 PowerSchool Group LLC and/or its affiliate(s). All rights reserved. All trademarks are either owned or licensed by PowerSchool Group LLC and/or its affiliates. [Privacy](#). Version: 24.3.0.1


Previous

Next

You receive a stop sign and says Returning Student Registration 2024-2025 is not available at this time. This would be where you would stop with this registration as your student is already enrolled in NKC Schools. You will be doing Returning Student Registration through the Parent Portal when we open districtwide returning registration in July of 2024.

**Staley Preschool students are not returning students; they will have to do a New Student Registration.**

If the student is brand new and didn't attend an NKC School in 2023-2024, then you would click No. This then opens the form and allows you to continue to register your child.



New Student Registration  
2024-2025 (Wolf)

Introduction

Form

Verification

Student Demographics

Additional Demographics

Family

Emergency

Health

Agreements

Food and Nutrition Services

Meal Allergy Modifications

Signature

## Form Verification

Is this student currently enrolled at North Kansas City Schools (school year 2023-2024)? required

No

© 2008-2024 PowerSchool Group LLC and/or its affiliate(s). All rights reserved. All trademarks are either owned or licensed by PowerSchool Group LLC and/or its affiliates. [Privacy](#). Version: 24.3.0.1

Previous

Next

You will pick Next and the Student Demographic area opens. When you get to the below fields. Make sure you are choosing K as the enrolling grade, it will then prompt for Does your student have any pre-school experience, if you choose Yes, then it wants to know where your student previously attended preschool, the options are Attended North Kansas City Schools preschool, Attended a private preschool, Attended other preschool and it prompts for an explanation. Then you will choose the school the student will attend in 2024- 2025 for the enrolling school.

Enrolling Grade required

K

Does your student have any pre-school experience? required

☒ Yes

☐ No

Where did your student previously attend pre-school?

- Select -

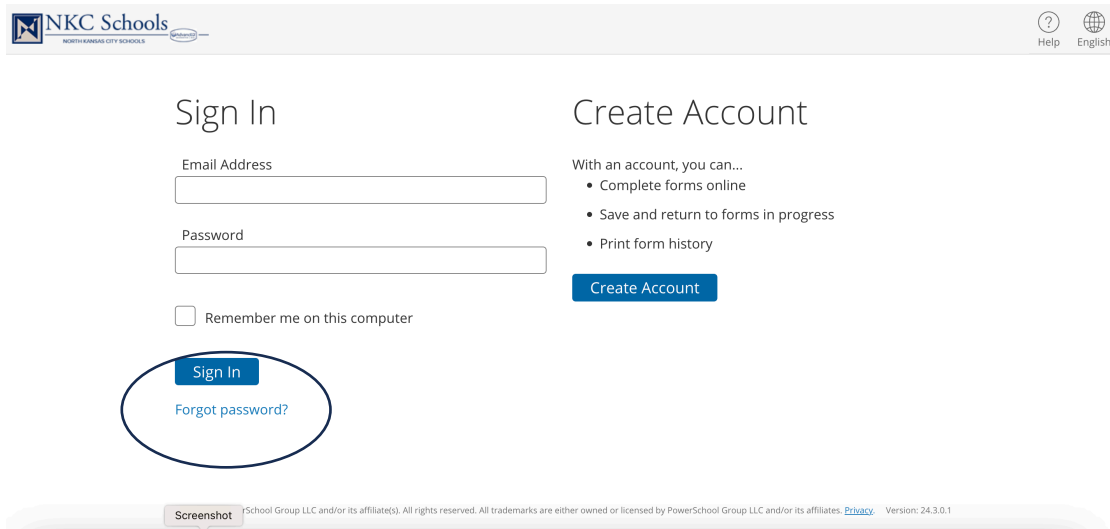
Enrolling School required

- Select -

Then continue through the form answer all required fields. At the end of the form, you will receive a summary with green checkboxes, if you do not have any errors (they would be red) you will be able to submit the data.

## Forgotten Password

### 1. Click on the Forgot Password



The screenshot shows the NKC Schools login page. At the top, there is a header with the NKC Schools logo and a 'Help' link. Below the header, there are two main sections: 'Sign In' and 'Create Account'. The 'Sign In' section has fields for 'Email Address' and 'Password', a 'Remember me on this computer' checkbox, and a 'Sign In' button. The 'Forgot password?' link is circled in blue. The 'Create Account' section has a list of benefits and a 'Create Account' button. At the bottom, there is a footer with a 'Screenshot' label and a copyright notice.

NKC Schools  
NORTH KANSAS CITY SCHOOLS

Help English

### Sign In

Email Address

Password

☐ Remember me on this computer

[Sign In](#)

[Forgot password?](#)

### Create Account

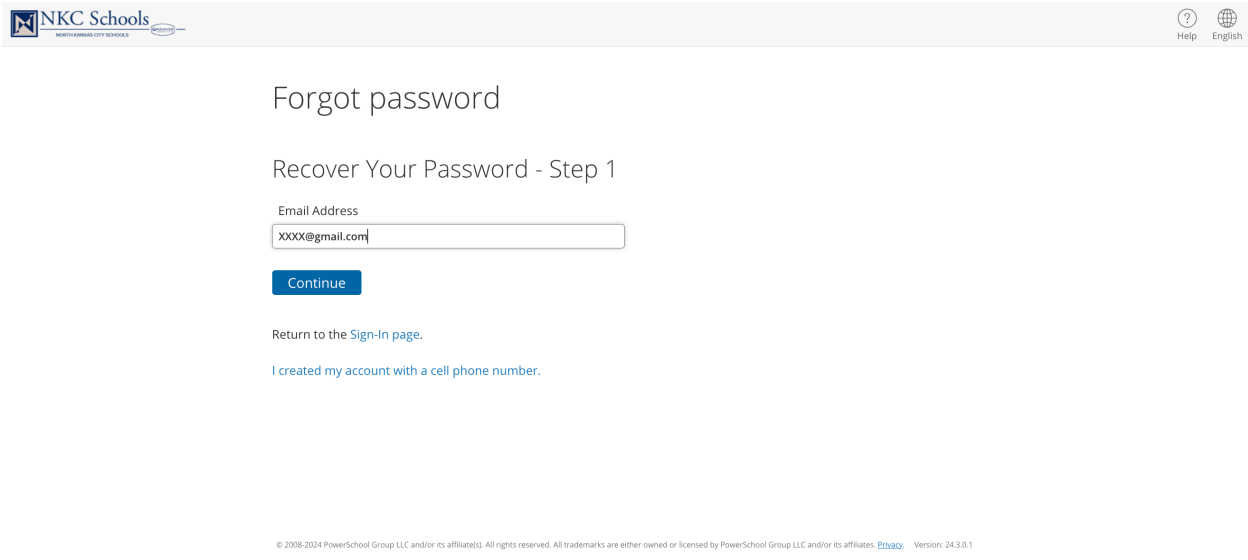
With an account, you can...

- Complete forms online
- Save and return to forms in progress
- Print form history

[Create Account](#)

Screenshot School Group LLC and/or its affiliate(s). All rights reserved. All trademarks are either owned or licensed by PowerSchool Group LLC and/or its affiliates. [Privacy](#) Version: 24.3.0.1

### 2. Type in the email and hit continue.



The screenshot shows the 'Forgot password' page. At the top, there is a header with the NKC Schools logo and a 'Help' link. Below the header, there is a section titled 'Forgot password' and 'Recover Your Password - Step 1'. There is a field for 'Email Address' containing 'XXXX@gmail.com' and a 'Continue' button. Below the button, there are links to 'Return to the Sign-In page' and 'I created my account with a cell phone number.' At the bottom, there is a footer with a copyright notice.

NKC Schools  
NORTH KANSAS CITY SCHOOLS

Help English

## Forgot password

### Recover Your Password - Step 1

Email Address

XXXX@gmail.com


[Continue](#)



[Return to the Sign-In page.](#)

[I created my account with a cell phone number.](#)

© 2008-2024 PowerSchool Group LLC and/or its affiliate(s). All rights reserved. All trademarks are either owned or licensed by PowerSchool Group LLC and/or its affiliates. [Privacy](#) Version: 24.3.0.1

3. Pick either to have a Temporary Password sent or answer your security question. Then click continue and it will email a temp password to your email you used during setup or click on online, and you will answer the security question you had previously setup.





HelpEnglish

Forgot password

Recover Your Password - Step 2

Recover By

☒ Email (Temporary Password Sent to Your Email)

☐ Online (By Answering Security Questions)

Back Up

Continue

Return to the [Sign-In](#) page.

© 2008-2024 PowerSchool Group LLC and/or its affiliates. All rights reserved. All trademarks are either owned or licensed by PowerSchool Group LLC and/or its affiliates. [Privacy](#) Version: 24.3.0.1

4. Then use the new password to login and continue with enrolling your student.