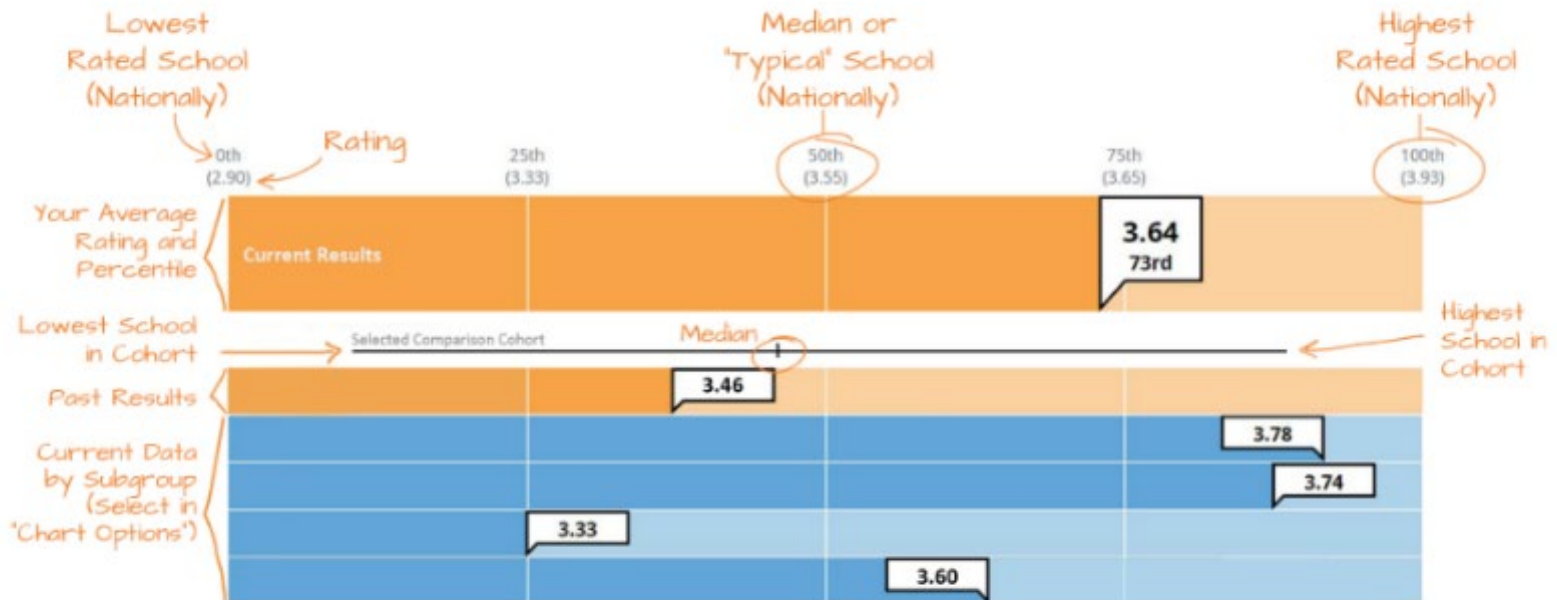


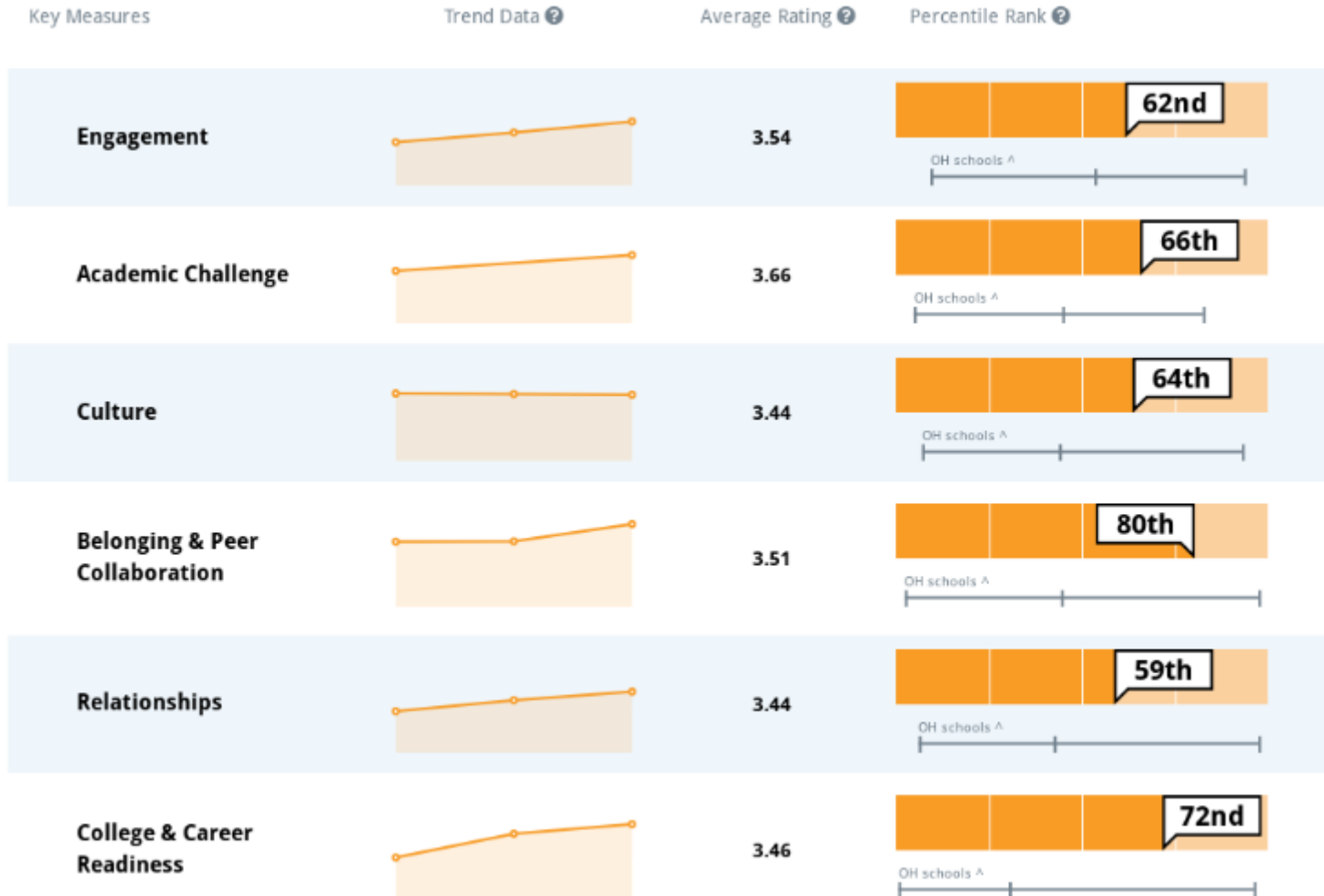
Wyoming High School 2024

Executive Summary



Reading the Charts

Wyoming High School 2024



*The Academic Challenge summary measure does not have trend data prior to the 2022-23 school year because one question ("My teachers explain things in a way that I understand.") was added.

Wyoming High School 2024

Additional Topics

Key Measures

Trend Data [?](#)


Average Rating [?](#)

Percentile Rank [?](#)

Student Voice & Leadership



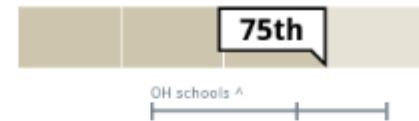
3.40



Student Motivation



3.72




Inclusion

Degree to which adults value people of different backgrounds.



3.82



The additional topics section of the key ratings page are summary measures of any additional topics your school added to the survey. Given that they are separate datasets (with fewer schools and responses than the core topics), we display these measures in a separate chart.

Wyoming High School 2024

Students at WHS were surveyed in March 2024 about their perceptions of their school in terms of Engagement, Academic Challenge, Culture, Belonging & Peer Collaboration, Relationships, and College & Career Readiness. In addition, students provided feedback about Student Voice and Leadership, Diversity, and Inclusion.

In order to put student feedback into context, this report compares WHS students' ratings to the ratings from students at **577** other high schools across the country.

Compared to other participating high schools, WHS's **highest rated themes** were:

- Belonging & Peer Collaboration
- College & Career Readiness

and the **lowest rated themes** were:

- Relationships
- Engagement

Compared to other participating high schools, WHS's **highest rated question** within the key themes was:

- *How often do you work with other students for your classes because your teachers ask or tell you to?* (which is in the Belonging & Peer Collaboration theme)

and the **lowest rated question** within the key themes was:

- *In order to get a good grade, I have to work hard in my classes.* (which is in the Academic Challenge theme)

Respondents also provided feedback about Student Voice and Leadership. For example, **39%** of respondents responded positively to the question: *I feel like I can make a difference at my school.*

Respondents also provided feedback about Diversity. For example, **60%** of respondents responded positively to the question: *My school encourages students to speak out against racism.*

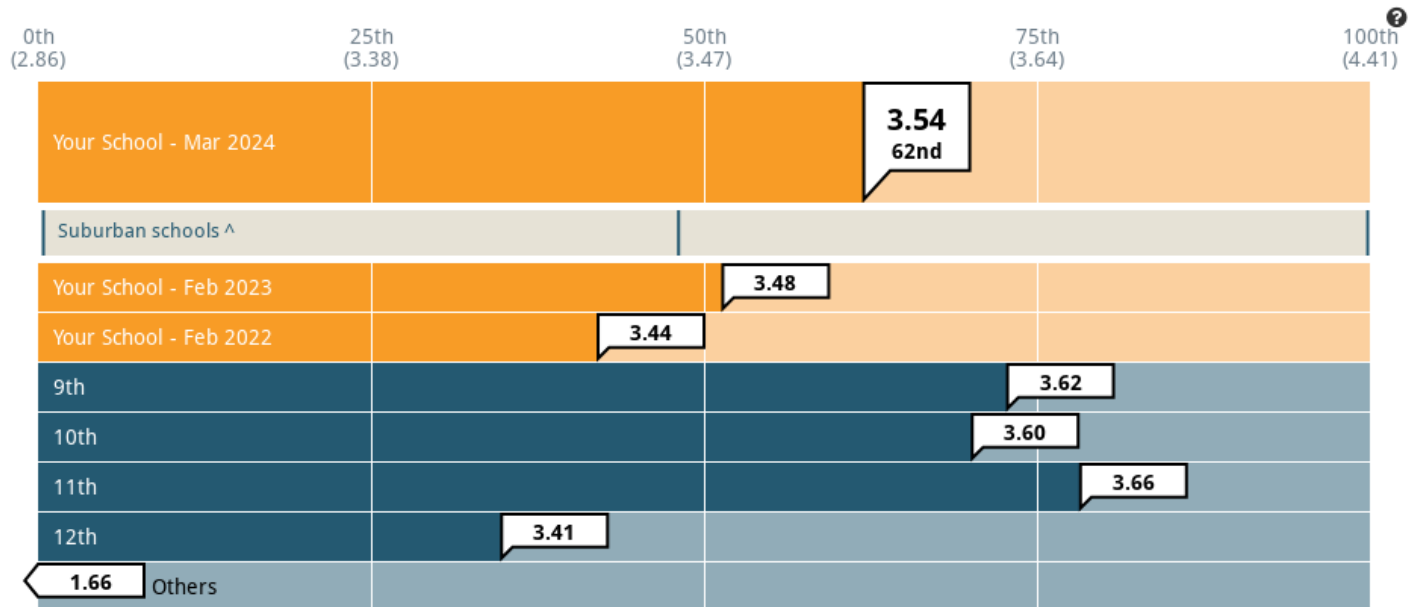
Respondents also provided feedback about Inclusion. For example, **57%** of respondents responded positively to the question: *I feel like I can talk to students from my school about my religion, faith or spiritual beliefs.*

This report represents feedback from **423** students. **Based on the enrollment data provided, you had a 72% response rate.** Please refer to the Appendix section for more information about the demographics of the respondents.

Wyoming High School 2024

Engagement Summary Measure

This summary measure describes the degree to which students perceive themselves as engaged with their school and their education.



Cohort: Suburban schools ^

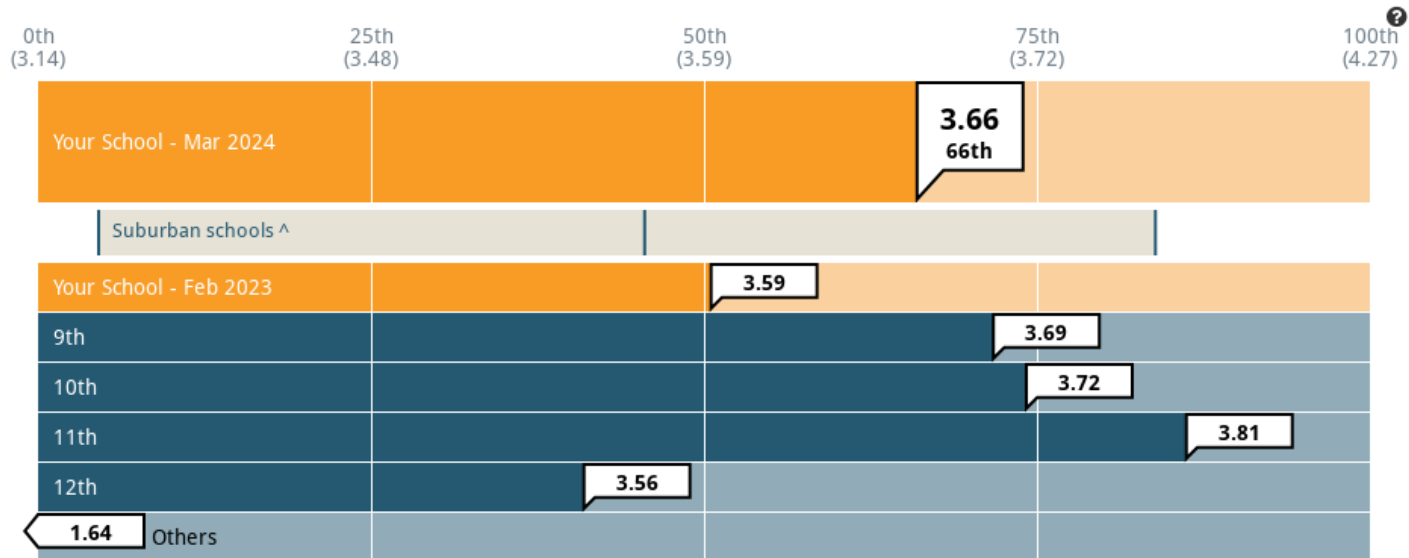
Past results: On Off

Subgroup: Grade level

Wyoming High School 2024

Academic Challenge Summary Measure*

This summary measure describes the degree to which students feel that they are challenged by their coursework and teachers.



*The Academic Challenge summary measure does not have trend data prior to the 2022-23 school year because one question ("My teachers explain things in a way that I understand.") was added.

Cohort: Suburban schools ^

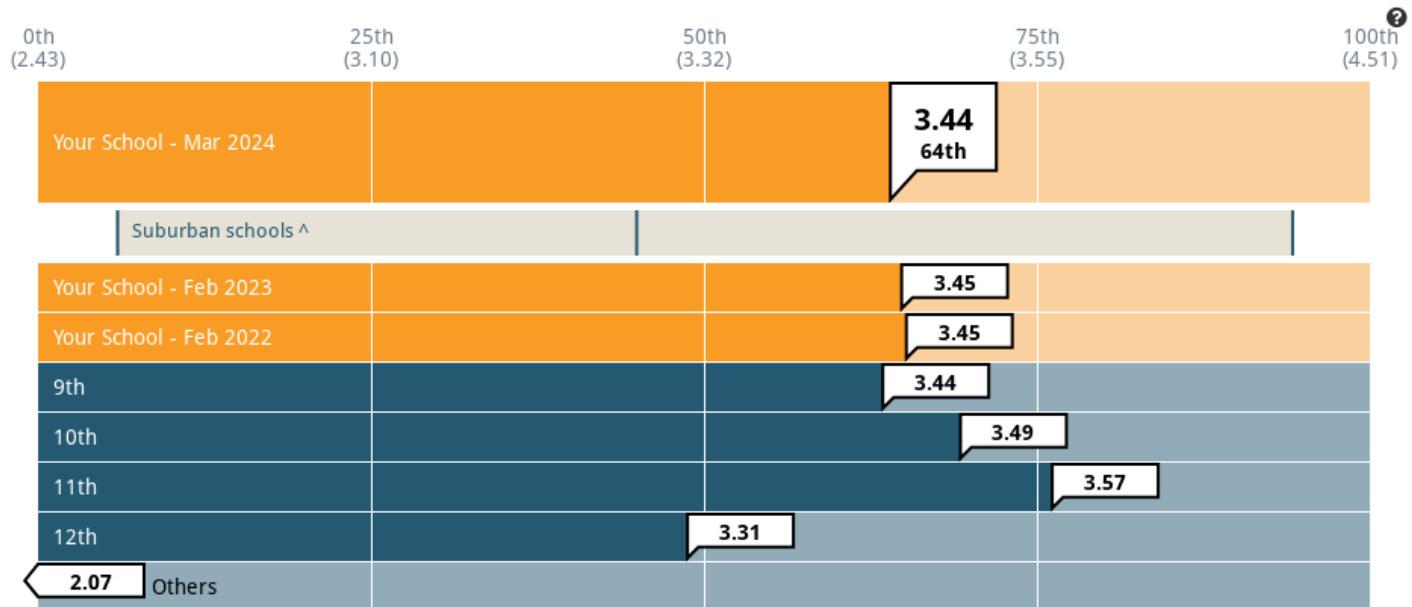
Past results: On Off

Subgroup: Grade level

Wyoming High School 2024

Culture Summary Measure

This summary measure describes the degree to which students believe that their school fosters a culture of respect and fairness.



Cohort: Suburban schools ^

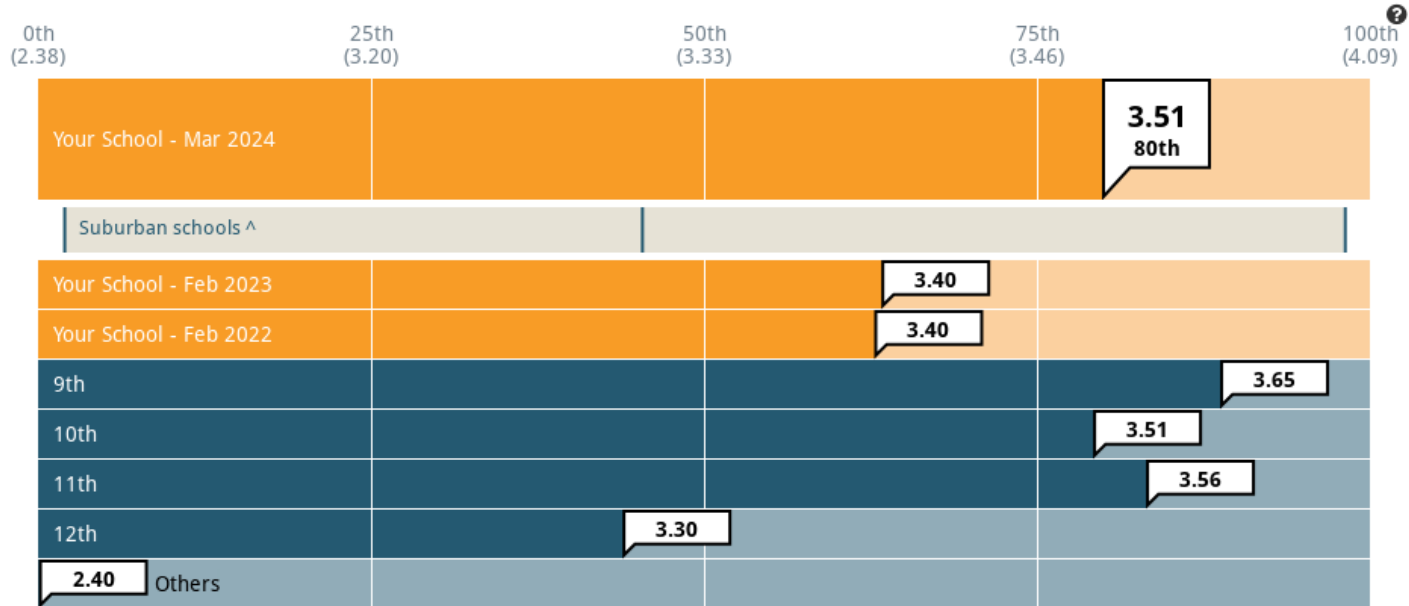
Past results: On Off

Subgroup: Grade level

Wyoming High School 2024

Belonging & Peer Collaboration Summary Measure

This summary measure describes the degree to which students have supportive, collaborative relationships with their classmates.



Cohort: Suburban schools ^

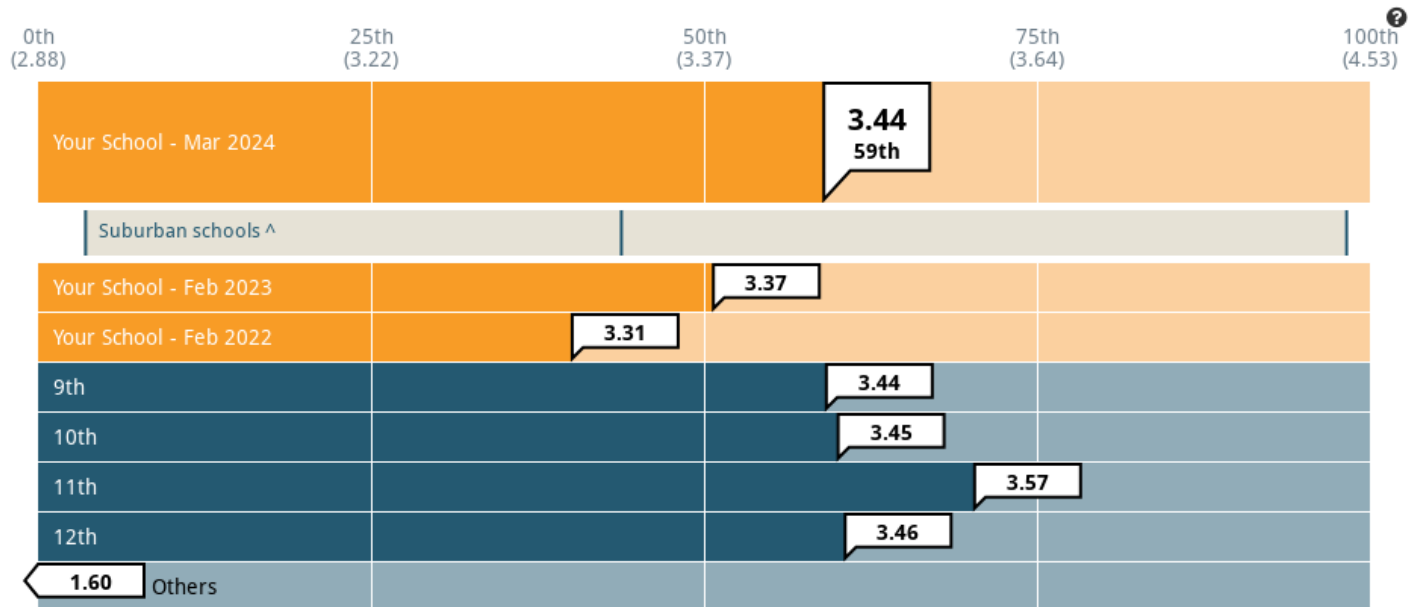
Past results: On Off

Subgroup: Grade level

Wyoming High School 2024

Relationships Summary Measure

This summary measure describes the degree to which students feel they receive support and personal attention from their teachers.



Cohort: Suburban schools ^

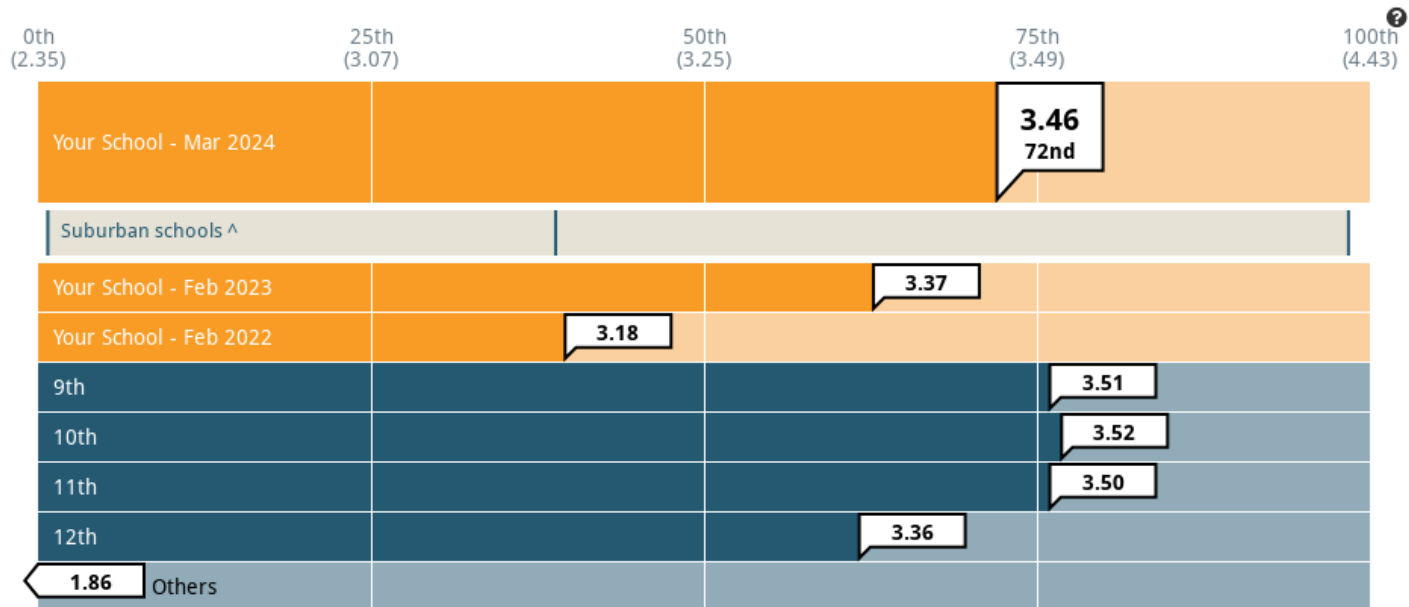
Past results: On Off

Subgroup: Grade level

Wyoming High School 2024

College & Career Readiness Summary Measure

This summary measure describes the degree to which students feel equipped to pursue college and careers.



Cohort: Suburban schools ^

Past results: On Off

Subgroup: Grade level

Wyoming High School 2024

Select Cohort: Typical Suburban school Show past results: <input type="checkbox"/> <input type="checkbox"/> Show/Hide columns Export					
Summary Measure	Your School - Mar 2024	Your School - Feb 2023	Your School - Feb 2022	Typical YouthTruth school	Typical Suburban school ^
Engagement	55%	51%	50%	54%	53%
Academic Challenge	56%	49%	N/A	53%	54%
Culture	40%	37%	44%	37%	35%
Belonging & Peer Collaboration	54%	50%	50%	44%	43%
Relationships	46%	38%	36%	45%	43%
College & Career Readiness	47%	38%	31%	38%	36%

Wyoming High School 2024

Select Subgroup: <input type="text" value="Grade level"/>		<input type="checkbox"/> Show/Hide columns				Export
Summary Measure	9th	10th	11th	12th	Others	
Engagement	59%	58%	63%	45%	0%	
Academic Challenge	58%	61%	66%	42%	0%	
Culture	41%	41%	45%	28%	0%	
Belonging & Peer Collaboration	65%	50%	54%	44%	14%	
Relationships	44%	46%	48%	52%	0%	
College & Career Readiness	49%	46%	51%	44%	0%	