

Crown Point Community School Corporation Construction Projects

Board Report April 22, 2024



Crown Point Community School Corporation Construction Projects

Table of Contents

Board Report

April 22, 2024

- **High School Additions & Renovations**
- **Timothy Ball Elementary Additions & Renovations**
- **Douglas MacArthur Elementary Additions & Renovations**
- **Colonel John Wheeler Middle School Additions & Renovations**
- **Solon Robinson Elementary Additions & Renovations**
- **Winfield Elementary Additions & Renovations**
- **Lake Street Elementary Additions & Renovations**






Progress Photographs



**Varsity Softball
Bleachers Front View**

**Varsity Baseball
Backstop Pole
Installation**



High School Additions & Renovations:

- Continued Varsity Baseball & Varsity Softball brick washing
- Completed Varsity Baseball & Varsity Softball press boxes electrical raceways for power and technology
- Continued asphalt demo; excavation and pouring of grade beams and ramp walks ongoing
- Started masonry walls in PLTW area
- Continued overhead electrical work in Unit M



Progress Photographs



PLTW Lab Progress

Varsity Baseball Bleachers Front View



High School Additions & Renovations:

Next Four Weeks

- Complete concrete pathways through the concession plaza between VSB & VBB
- Complete batting cage installation for Varsity Baseball & Varsity Softball
- Complete the ornamental & chain-link fence & gate installations
- Complete setting hollow metal door frames and masonry walls in PLTW area
- Start the kitchen equipment installation in Unit M
- Start quarry tile installation and terrazzo polishing in Unit M
- Complete floor finishes in the TV studio green room



Progress Photographs



**Wall Tile in
New Bathrooms**

**New Carpet
Installation**



Timothy Ball Elementary School **Additions & Renovations:**

- Continued carpet in hallways between Units A and B
- Finished wall tile in gang bathrooms in Unit B
- Continued demo in classrooms
- Applied resin flooring in gang bathrooms

Next Four Weeks

- Complete wallpaper in classrooms
- Start flooring in classrooms
- Install casework and finish the ceiling installation



Progress Photographs




New Playground Equipment

Douglas MacArthur Elementary School **Additions & Renovations:**

- Completed media center and south rooms for turnover
- Completed demo on final phase
- Completed chiller start-up
- Completed installing playground equipment
- Started new interior walls, MEP, and mud/taping in final phase



Progress Photographs



Unit C Hallway

Douglas MacArthur Elementary School Additions & Renovations:

Next Four Weeks

- Continue drywall installation
- Continue MEP installation in final phase
- Continue installing the soft surface in the playground
- Start ceiling grid in Unit C classrooms

Final Phase Progress





Progress Photographs



Unit H Classroom

New Student Restrooms/New Flooring in Unit H



John Wheeler Middle School

Additions & Renovations:

- Put last bit of terrazzo down in Unit H
- Dropped ceiling tile in half of Unit H
- Installed LVT in half of Unit H
- Installed back-up generator

Next Four Weeks

- Finish all MEP above ceiling work and finish grinding of the terrazzo in Unit H
- Drop all ceiling tile in Unit H
- Install remaining LVT in Unit H



Progress Photographs



Stage Progress

New 3rd Grade Classroom




Solon Robinson Elementary School

Additions & Renovations:

- Completed ceilings, lighting, casework installation, and flooring in 3rd and 4th grade classrooms
- Began Unit A addition masonry bearing walls
- Completed painting, casework installation, and ceilings in Unit A kindergarten classrooms
- Began demo in Unit E kindergarten classrooms
- Continued Unit A addition footings



Progress Photographs



Unit A Footings

Solon Robinson Elementary School Additions & Renovations:

Next Four Weeks

- Complete demo in Unit E kindergarten classrooms
- Complete Unit A addition footings
- Begin interior CMU installation, metal stud/drywall installation, and painting in Unit E kindergarten rooms
- Complete Unit A addition footings
- Begin pouring slab-on-grade in Unit A addition



Progress Photographs



Hallway Leading to New Addition

Cafeteria Expansion Interior



Winfield Elementary School

Additions & Renovations:

- Finished grid inside the kitchen and cafeteria
- Finished installation of the LVT and carpet in the hallway and cafeteria
- Installed remaining kitchen equipment
- Began demoing all the HVAC and electrical lines in the old cafeteria
- Finished installation of the EIFS on the north, east, and south sides of the school
- Installed all the remaining storefronts
- Finished painting all the walls and bulkheads in the cafeteria and hallway



Progress Photographs



New Kitchen Equipment

Winfield Elementary School

Additions & Renovations:

Next Four Weeks

- Start and finish erection of interior masonry walls in new media center
- Start working on the reroof of old cafeteria
- Complete painting all the walls in the new media center
- Install permanent windowsills
- Install all the doors in the new media center
- Install and start new RTU in the old cafeteria



Progress Photographs



Lake Street Elementary School

Additions & Renovations:

- Continued MEP rough-ins at Unit C stage addition
- Continued prepping and priming walls for Unit C gymnasium
- Started framing ceiling grid in Unit A classrooms
- Started roughing in gang bathroom carriers, sanitary piping, and water supply piping in Unit A bathrooms



Unit B Bathroom Progress




Progress Photographs



Renovated Cafeteria

Gymnasium Progress



Lake Street Elementary School

Additions & Renovations:

Next Four Weeks

- Continue roughing in gang bathroom plumbing
- Start framing stage bulkhead in Unit C stage addition
- Start roughing in for new sound system in gymnasium
- Start installing CMU for gang bathroom bottle fillers and entrance walls