

2022/23

# Local Control & Accountability Plan (LCAP) Development

*Board Update*

*June 28, 2022*

---



# 2022 Local Control & Accountability Plan (LCAP) Components

- 2022/23 Budget Overview for Parents
- 2021/22 Supplement to the Annual Update
- 2022/23 Local Control & Accountability Plan





# Ocean View School District

## Draft 2023/23 LCAP

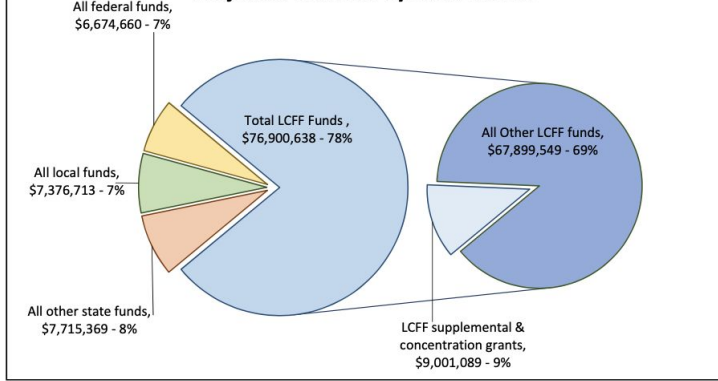
### LCFF Budget Overview for Parents

Local Educational Agency (LEA) Name: Ocean View School District  
CDS Code: 3066613000000  
School Year: 2022 – 23  
LEA contact information: Julianne Hoefer, (714) 847-2551, jhoefer@ovsd.org

School districts receive funding from different sources: state funds under the Local Control Funding Formula (LCFF); other state funds, local funds, and federal funds. LCFF funds include a base level of funding for all LEAs and extra funding - called "supplemental and concentration" grants - to LEAs based on the enrollment of high-needs students (Foster Youth, English learners, and Low Income students).

### Budget Overview for the 2022 – 23 School Year

#### Projected Revenue by Fund Source

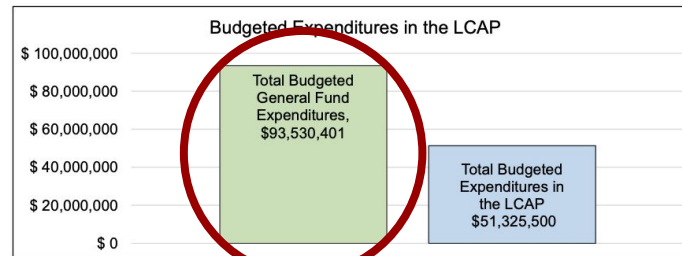


This chart shows the total general purpose revenue Ocean View School District expects to receive in the coming year from all sources.

The text description for the above chart is as follows: The total revenue projected for Ocean View School District is \$98,667,380.00, of which \$76,900,638.00 is Local Control Funding Formula (LCFF), \$7,715,369.00 is other state funds; \$7,376,713.00 is local funds, and \$6,674,660.00 is federal funds. Of the \$76,900,638.00 in LCFF Funds, \$9,001,089.00 is generated based on the enrollment of high-needs students (Foster Youth, English learners, and Low Income students).

### LCFF Budget Overview for Parents

The LCFF gives school districts more flexibility in deciding how to use state funds. In exchange, school districts must work with parents, educators, students, and the community to develop a Local Control and Accountability Plan (LCAP) that shows how they will use these funds to serve students.



This chart provides a quick summary of how much Ocean View School District plans to spend for 2022 – 23. It shows how much of the total is tied to planned actions and services in the LCAP.

The text description of the above chart is as follows: Ocean View School District plans to spend \$93,530,401.32 for the 2022 – 23 school year. Of that amount, \$51,325,500.00 is tied to actions/services in the LCAP and \$42,204,901.32 is not included in the LCAP. The budgeted expenditures that are not included in the LCAP will be used for the following:

Operational expenses that are not focused on student achievement and outcomes, such as transportation, utilities, and maintenance/operations are excluded. In addition, other programs such as Special Education, COVID funding, Federal and State categorical programs, and Child Care are not included in the LCAP.

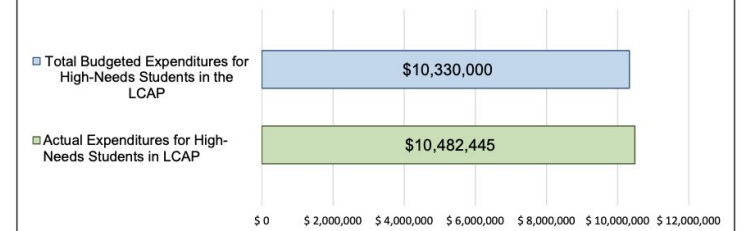
### Increased or Improved Services for High Needs Students in the LCAP for the 2022 – 23 School Year

In 2022 – 23, Ocean View School District is projecting it will receive \$9,001,089.00 based on the enrollment of foster youth, English learner, and low-income students. Ocean View School District must describe how it intends to increase or improve services for high needs students in the LCAP. Ocean View School District plans to spend \$9,755,000.00 towards meeting this requirement, as described in the LCAP.

### LCFF Budget Overview for Parents

#### Update on Increased or Improved Services for High-Needs Students in 2021 – 22

##### Prior Year Expenditures: Increased or Improved Services for High-Needs Students



This chart compares what Ocean View School District budgeted last year in the LCAP for actions and services that contribute to increasing or improving services for high-needs students with what Ocean View School District estimates it has spent on actions and services that contribute to increasing or improving services for high-needs students in the current year.

The text description of the above chart is as follows: In 2021 – 22, Ocean View School District's LCAP budgeted \$10,330,000.00 for planned actions to increase or improve services for high-needs students. Ocean View School District actually spent \$10,482,445.00 on actions to increase or improve services for high-needs students in 2021 – 22.





Ocean View  
School District

# Draft 2023/23 LCAP



## Supplement to the Annual Update to the 2021–22 Local Control and Accountability Plan

Local Educational Agency (LEA) Name	Contact Name and Title	Email and Phone
Ocean View School District	Julianne Hoefler Assistant Superintendent, Educational Services	714-847-2551 jhoefler@ovsd.org

California's 2021–22 Budget Act, the federal American Rescue Plan Act of 2021, and other state and federal relief acts have provided local educational agencies (LEAs) with a significant increase in funding to support students, teachers, staff, and their communities in recovering from the COVID-19 pandemic and to address the impacts of distance learning on students. The following is a one-time mid-year report to the local governing board or body and educational partners related to engagement on, and implementation of, these Acts.

2022-23 Local Control Accountability Plan for Ocean View School District

Page 5 of 69

## 5 Prompts

- A description of **educational partner engagement** on
  - the additional LCAP funds and
  - one-time federal funds
- A description of how the **additional concentration grant** add-on funding was used for staff who provided direct services to students with an enrollment of Unduplicated students greater than 55 percent.
- A description of the **successes and challenges** experienced during implementation of the federal American Rescue Plan Act and federal Elementary and Secondary School Emergency Relief expenditure plan
- A description of how the **fiscal resources** received were **aligned** with the 2021–22 LCAP and Annual Update





**Ocean View  
School District**

# *Draft 2023/23 LCAP*



## **Local Control Accountability Plan**

The instructions for completing the Local Control and Accountability Plan (LCAP) follow the template.

Local Educational Agency (LEA) Name	Contact Name and Title	Email and Phone
Ocean View School District	Julianne Hoefler Assistant Superintendent, Educational Services	714-847-2551 jhoefler@ovsd.org

## **GOAL 1: PUPIL OUTCOMES & CONDITIONS OF LEARNING**

To enrich and accelerate achievement, learners will engage in rigorous academics, demonstrate continued growth in all content areas, and participate in innovative and unique program opportunities.

## **GOAL 2: TARGETED SUPPORTS**

To address the opportunity gap between subgroups, targeted supports will be provided to increase achievement and engagement.

## **GOAL 3: ENGAGEMENT**

To support students and their families, Ocean View School District will ensure welcoming and safe schools while maintaining a continued focus on improving communication and engagement of students, employees, parents, the community and business partners.





**Ocean View**  
School District

*Draft 2023/23 LCAP - -*  
**2022/23 Local Control & Accountability Plan**

**GOAL 1: PUPIL OUTCOMES & CONDITIONS OF LEARNING**  
**Measuring & Reporting Results**

California School Dashboard - - Local Indicators

- Teacher Assignment: 100% Appropriately Assigned
- Access to Instructional Materials: 100%
- Facilities Inspection Rating: 8 Schools meet "Exemplary Status" & 6 Schools meet "Good Status"
- Implementation of Academic Standards: Full Implementation
- Access to Broad Course of Study: 100%





**Ocean View**  
School District

*Draft 2023/23 LCAP - -*  
**2022/23 Local Control & Accountability Plan**

**GOAL 1: PUPIL OUTCOMES & CONDITIONS OF LEARNING**  
**Measuring & Reporting Results**

- California Assessments of Student Performance and Progress (CAASPP)  
Assessment Language Arts: Results Anticipated Summer, 2022
- CAASPP Assessment Math: Results Anticipated Summer, 2022
- i-Ready Reading Language Arts: 59% At or Above Grade Level (+23% growth from September to June)
- i-Ready Math: 56.5% At or Above Grade Level (+32% growth from September to June)







*Draft 2023/23 LCAP - -*  
**2022/23 Local Control & Accountability Plan**

## GOAL 2: TARGETED SUPPORTS

### Percentage Growth from September 2021 to June 2022

#### i-Ready Reading Language Arts

- All Student Group: 23%
- English Learners: 22%
- Low Income: 24%
- Students with Disabilities: 11%
- Foster Youth: 29%
- Homeless: 17%

#### i-Ready Math

- All Student Group: 32%
- English Learners: 24%
- Low Income: 30%
- Students with Disabilities: 15%
- Foster Youth: 23%
- Homeless: 24%







**Ocean View**  
School District

*Draft 2023/23 LCAP - -*  
**2022/23 Local Control & Accountability Plan**

## **GOAL 2: TARGETED SUPPORTS**

### **Measuring & Reporting Results**

- English Language Proficiency Assessments for California (ELPAC): 20.7% at Level 4
- Reclassification Rate (As of June 2, 2022): 13%
- Translation/Interpretation (As of May 13, 2022):
  - 714 Hours of Written Translations
  - 898 Hours of Oral Interpretation





# Next Steps

- Board Approval
- Implementation Beginning July 1

