

COME FALL IN LOVE WITH...



OV&D

WHERE ACHIEVEMENT & RELATIONSHIPS MATTER!



Board of Trustees

Overview of 2022 California School Dashboard State Indicators

January 24, 2023

-- Ocean View School District --
Educational Services Division

Agenda

- California School Dashboard Basics
- Review of 2022 California School Dashboard - State Indicators
- Ways we Use the California School Dashboard - State Indicators

2022 California School Dashboard



The Basics

- An accountability measure reported to the public based on California's Local Control Funding Formula (LCFF) priorities and the metrics required by the federal Every Student Succeeds Act (ESSA)
- Helps parents and educators identify strengths and areas for improvement based on State targets
- Provides an overall level for all students and each student group with at least 30 students

2022 California School Dashboard

The Basics



- Started in **2017** (5 years old)
- **5 Local Measures**
 - (1) Basic Conditions (teachers, facilities & textbooks),
 - (2) Implementation of State Standards,
 - (3) School Climate,
 - (4) Family Engagement, and
 - (5) Access to Courses
- Results are **self-reported** and provided for **districts only**
- Rating = **Met or Not Met**

2022 California School Dashboard

The Basics



- **4 State Measures** for OVSD:
 - (1) Academic Performance,
 - (2) Chronic Absenteeism,
 - (3) English Learner Progress, and
 - (4) Suspension Rate
- **Results** provided for **districts, schools, and student groups** (e.g., race/ethnicity, low-income, ELs, homeless, foster youth, and students with disabilities)
- **2022** based on **Status only**

2022 California School Dashboard

2017-2019



Red

LOWEST PERFORMANCE



Orange



Yellow



Green



Blue

HIGHEST PERFORMANCE

2022



VERY LOW



LOW



MEDIUM



HIGH



VERY HIGH

2023-Future



Red

LOWEST PERFORMANCE



Orange



Yellow



Green



Blue

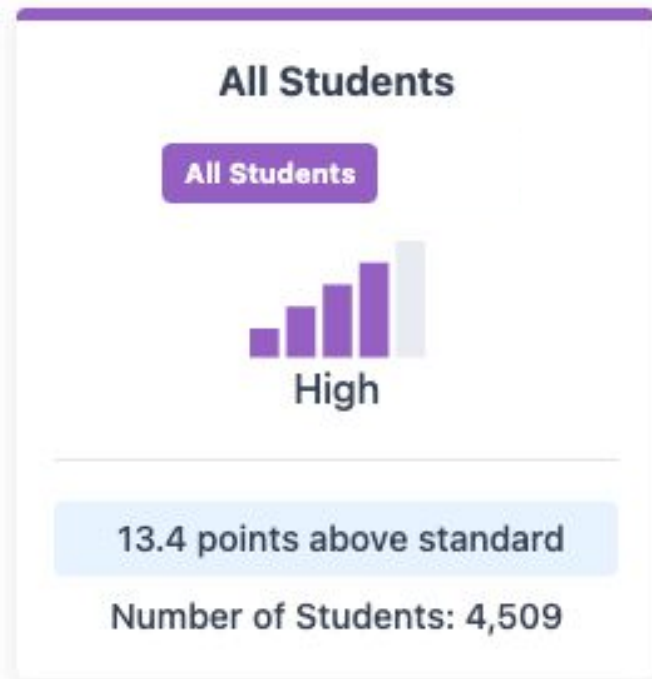
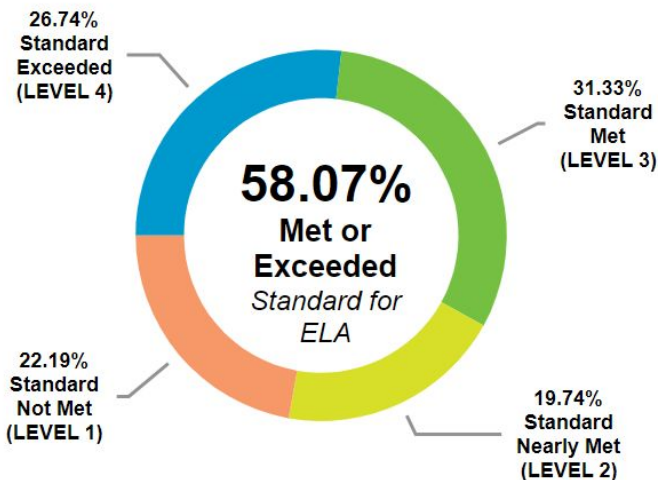
HIGHEST PERFORMANCE

2022 California School Dashboard

2022 OVSD | Academic Performance - English Language Arts

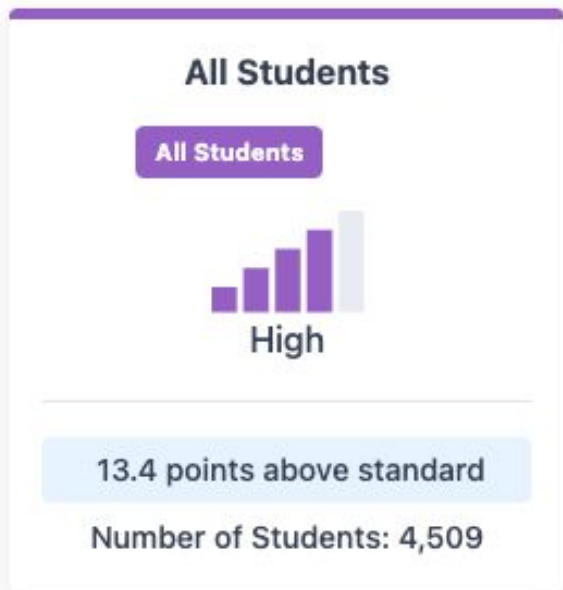
ELA

Percent of students within each achievement level



2022 California School Dashboard

2022 OVSD | Academic Performance - English Language Arts



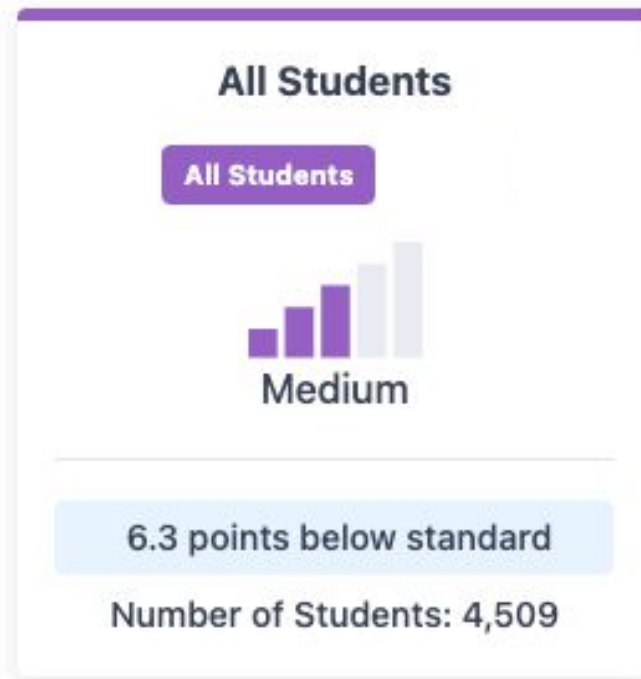
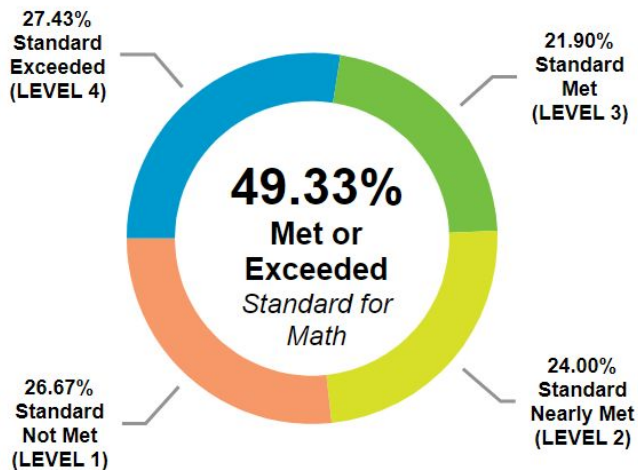
Very High (45+ Points)	High (10 to 44.9+ Points)	Medium (-5 to 9.9+ Points)
Asian Filipino 2+ Races	White	
Low (-5.1 to -70 Points)	Very Low (-70.1+ Points)	
African American English Learners Foster Youth Hispanic Homeless Low Income	Students with Disabilities	

2022 California School Dashboard

2022 OVSD | Academic Performance - Mathematics

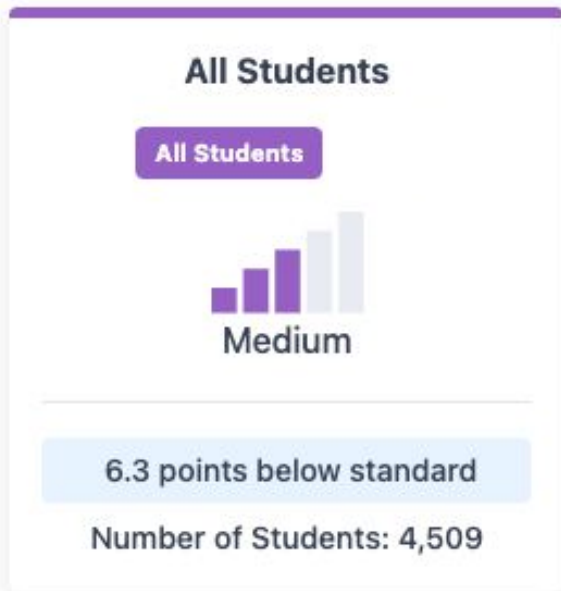
Mathematics

Percent of students within each achievement level



2022 California School Dashboard

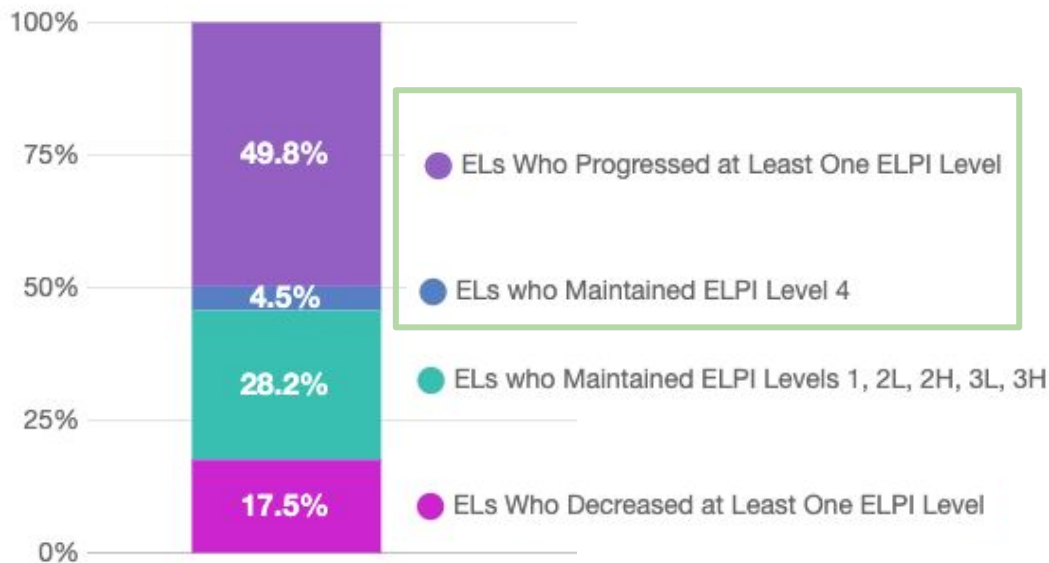
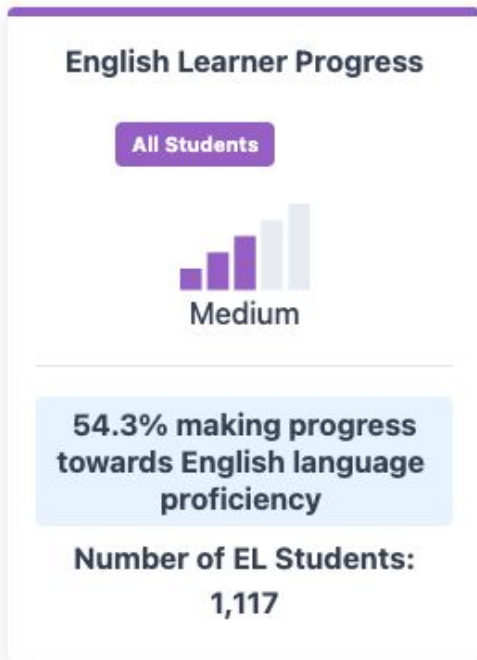
2022 OVSD | Academic Performance - Mathematics



Very High (35+ Points)	High (0 to 34.9+ Points)	Medium (-25 to 0 Points)
Asian Filipino 2+ Races	White	
Low (-25.1 to -75 Points)	Very Low (-95.1+ Points)	
African American English Learners Foster Youth Hispanic Homeless Low Income	Students with Disabilities	

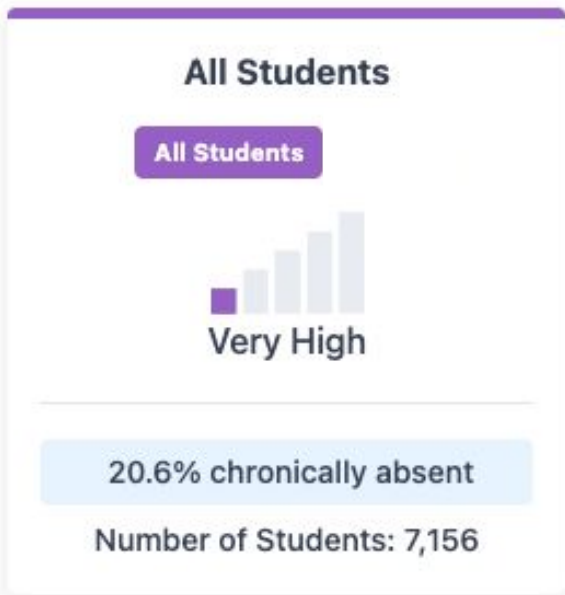
2022 California School Dashboard

2022 OVSD | English Learner Progress



2022 California School Dashboard

2022 OVSD | Chronic Absenteeism (Absent 10%+ School Days Enrolled)



Very High (20%+)	High (10%-20%)	Medium (5%-10%)
African American English Learners Foster Youth Hispanic Homeless Low Income Students with Disabilities	Filipino Two+ Races White	Asian
Low (2.5%-5%)	Very Low (Less than 2.5%)	

2022 California School Dashboard

2022 OVSD | Suspension Rate (Percentage of Students Suspended)



Very High (6%+)	High (3%-6%)	Medium (1%-3%)
	African American Foster Youth Students with Disabilities	English Learners Hispanic Homeless Low Income
Low (0.5%-1%)	Very Low (Less than 0.5%)	
Asian 2+ Races White	Filipino	

2022 California School Dashboard

“The goal is to turn data into information,
and information into insight.”

- We must continue to remove barriers to regular school attendance, including mental wellness supports
- We must continue to strengthen PBIS to ensure students have the behavioral supports in place
- We must continue to focus on our academic Multi-tiered System of Supports (MTSS) delivered through small group differentiated instruction



- We must continue to strengthen the way we deliver English Language Development (ELD) for our English learners



Ways we Use the California School Dashboard

- Annual updates for the Local Control and Accountability Plan (LCAP) and School Plans for Student Achievement (SPSAs)
- Evaluate the effectiveness of our programs, initiatives, and use of State and federal funds
- Examine student group achievement, including English learners
- Continuous improvement: Identify areas of success, areas to monitor, and areas to address. The areas of focused improvement - make changes, measure the impact of those changes, and then continue or modify again.
- Inform professional development for staff

OCEAN VIEW SCHOOL DISTRICT



*Connections
Before Content*