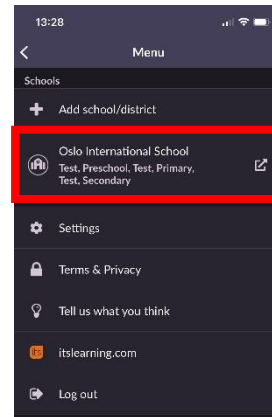



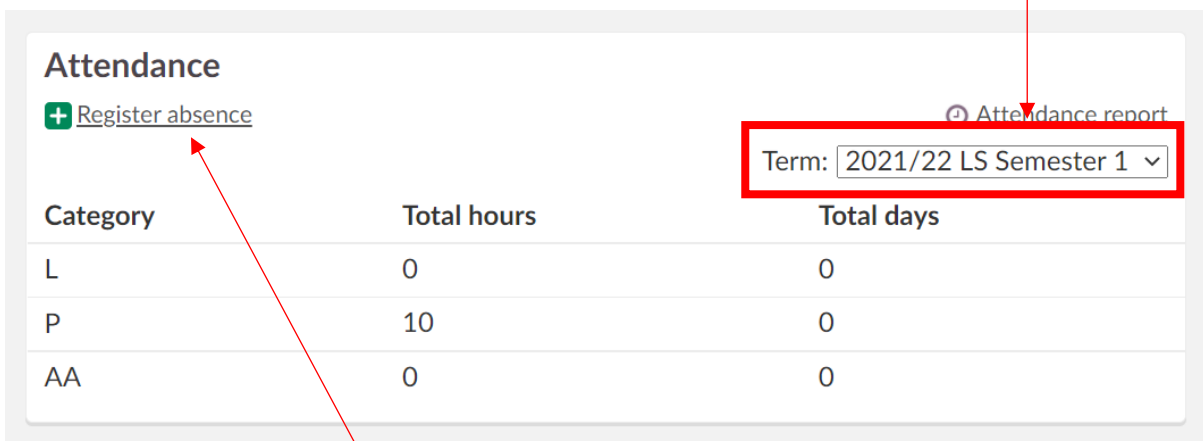
# Registering Attendance on itslearning

1. Go to [ois.itslearning.com](https://ois.itslearning.com).
2. Log in.



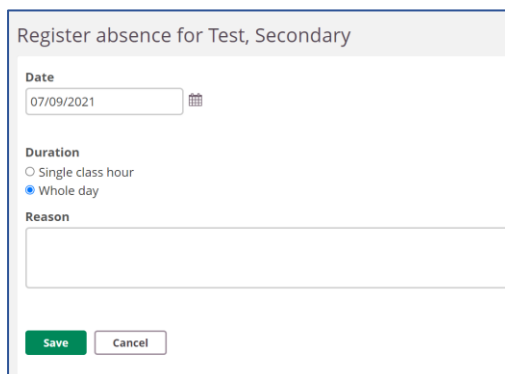
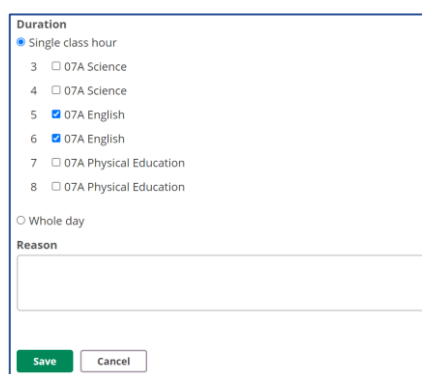
You can also access itslearning by clicking the link in the 'Parents' app.

3. Find the attendance box and make sure you are viewing the correct semester. 'LS' stands for Lower Secondary. Semester 1 is up till January; Semester 2 is after January.



4. Click the 'Register absence' button.

5. Select the date of the absence and choose between 'Whole day' or 'Single class hour'

6. Add the reason for the absence and click 'Save'.