





1st CHOICE BOARD. Choose one per week.

Spanish at home Martha.rodriquez2@richlandone.org

<p>1. Writing Card Write the following words in Spanish and draw the corresponding picture.</p> <p>el parque = park la casa = house el apartamento = apartment el hospital = hospital la escuela = school</p>	<p>2. Animales de la Granja Create your own set of farm animals.</p> <p>Draw and label them. cow/vaca pollo/chick cerdo/pig pato/duck</p> <p>**Watch and listen to the song animales de la granja.</p>	<p>3. Count from 1-15 Count things around the house in Spanish. Write the numbers in a piece of paper. Repeat the numbers 5 times.</p> <p>1 uno 2 dos 3 tres 4 cuatro 5 cinco 6 seis 7 siete 8 ocho 9 nueve 10 diez 11 once 12 doce 13 trece 14 catorce quince 5</p>
<p>4. La comunidad In a piece of paper, trace "La casa es de color rojo"*. Do it 10 times then change the color of the house:</p> <p>rojo/red verde/green azul/blue amarillo/yellow blanco/white café/brown negro/black rosado/pink morado/purple</p> <p>Draw a house and color it using the one you mentioned. *"The house is red color"</p>	<p>5. Feelings Write how you feel today. Do it 10 times.</p> <p> Yo estoy feliz.  Yo estoy bien.  Yo estoy mal.  Yo estoy triste.</p>	<p>6. Familia Draw a picture of your family members and label them. Use this list:</p> <p>la mamá, el papá, el hermano, la hermana, el abuelo, la abuela, el perro, el gato</p>
<p>7. La comunidad In a piece of paper, trace "La escuela es de color rojo"*. Do it 10 times then change the color of the school:</p> <p>rojo/red verde/green azul/blue amarillo/yellow blanco/white café/brown negro/black rosado/pink morado/purple</p> <p>Draw a school and color it using the one you mentioned. *"The school is red."</p>	<p>8.. The numbers Take 15 objects like bottle taps, small stones, beans, etc, label them and then count them in Spanish. Then count them back from 15 (quince) to 1 (uno).</p>	<p>9. La comunidad In a piece of paper, trace "El hospital es de color rojo"*. Do it 10 times then change the color of the hospital:</p> <p>rojo/red verde/green azul/blue amarillo/yellow blanco/white café/brown negro/black rosado/pink morado/purple</p> <p>Draw a hospital and color it using the one you mentioned. *"The hospital is red."</p>



1st SPANISH CHOICE BOARD. Choose one per week.

Activity Log

1. Write "Did it" next to the number of the activity your child completed at home.

1. _____
2. _____
3. _____
4. _____
5. _____
6. _____
7. _____
8. _____
9. _____

Los Colores

TEACHER NOTES:

- 1- This packet is optional. One page a week recommended
- 2- Use the paper copy if you do not have access to internet
- 3- Feel free to contact me with any question you may have at
- 4- If you have access to internet, I recommend you doing the following interactive activities online. Otherwise, use the package.

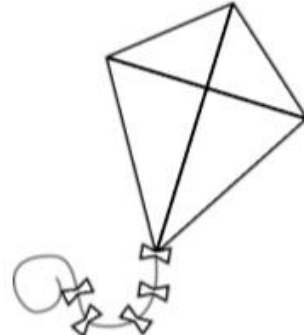


Week 1	<p>https://quizlet.com/498471758/write</p> <p>Quizlet set allows you to practice your spelling of colors using your keyboard. You can also play gravity once you have master them</p> <p>https://www.youtube.com/watch?v=8oNOOMpJn0</p>
Week 2	<p>https://quizlet.com/88y52f?x=1jqt&i=1pbo6l</p> <p>Quizlet set allows you to listen and practice the words related to a community in Spanish</p> <p>https://www.youtube.com/watch?v=yC9IDKc9W0c</p>
Week 3	<p>https://quizizz.com/admin/quiz/5e7d01bd39709d001b5aff1e</p> <p>Quizziz set allows you to practice vocabulary related to what you see in a community. Is the link prompts you to create an account, just close the window and play.</p> <p>https://www.youtube.com/watch?v=vvUnjENdgeE</p>
Week 4	<p>https://www.gimkit.com/play?a=5e7e74db913f93002240b1d2</p> <p>Gimkit set is a game that allows you to read the words and select the answers. Use powers to get more money per question</p> <p>https://tinyurl.com/educandymatch</p> <p>In this site you can play tic-tac-toe against the computer or somebody else in the house</p> <p>https://www.youtube.com/watch?v=ivtUITTK314</p>

1- Trace de words in spanish and color the objects that represent each one

© 2019 The Prodigy Box

Nombre: _____



AMARILLO



amarillo

Nombre: _____



NARANJA



naranja naranja

Nombre: _____

ROJO






rojo

rojo

rojo

Nombre: _____

GRIS






gris

gris

gris

Nombre: _____


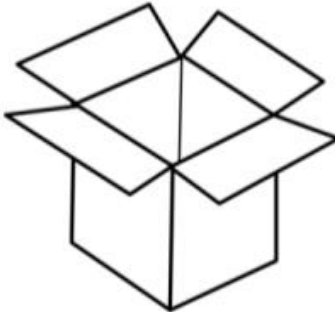

NEGRO



negro negro

Nombre: _____


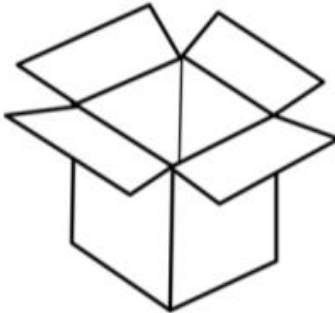

CAFÉ



café café

Nombre: _____





MARRÓN



marrón marrón

Nombre: _____




ROSADO



rosado

Nombre: _____

ROSA






rosa

rosa

rosa

Nombre: _____


MORADO



morado

Nombre: _____

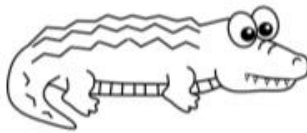
AZUL



azul azul azul

Nombre: _____

VERDE



verde verde

2- Write the correct word according to each picture, use the word bank

escuela

casa

parque

estación de bomberos



Yo veo una _____



Yo veo una



Yo veo un _____



Yo veo una _____

3- Look for the words in the word search ! You can do it 😊

Yo Veo

The image shows a word search grid with 15 rows and 15 columns of letters. To the right of the grid is a vertical interface with a pink background. At the top right of the grid, there are two red buttons: one with a question mark and one with an 'i'. Below these is a white timer showing '00:07'. Under the timer is a purple cartoon character with large eyes and a smiling mouth. Below the character is a red button labeled 'Best time' with a dash below it. At the bottom of the interface is a red button labeled 'Find'. Below the 'Find' button is a white box containing a list of words in Spanish: 'un supermercado', 'una escuela', 'una parque', 'una comunidad', and 'una casa'.

T	B	F	S	B	L	C	N	B	H	F	B	L	S	T	F	W	V
W	N	R	H	P	Z	S	W	R	N	F	V	L	W	Q	H	R	F
B	V	R	M	V	H	N	Q	B	M	H	B	M	S	Z	D	W	W
M	N	U	N	A	C	A	S	A	D	S	C	P	M	V	C	E	Z
Z	B	S	T	H	H	D	H	L	F	S	B	C	Q	W	S	U	B
N	N	V	W	W	B	Q	W	L	M	M	D	D	H	B	B	Q	B
L	T	B	W	G	A	L	E	U	C	S	E	A	N	U	T	R	G
H	N	O	D	A	C	R	E	M	R	E	P	U	S	N	U	A	D
S	D	A	D	I	N	U	M	O	C	A	N	U	V	M	B	P	G
L	C	Z	V	W	S	N	H	Q	D	V	R	C	H	C	G	A	S
F	Z	D	W	R	T	L	C	H	T	L	D	Z	M	G	C	N	S
M	G	R	V	V	H	L	Q	Z	Z	G	C	W	G	H	W	U	W

?

i

00:07

Best time

Find

un supermercado
una escuela
una parque
una comunidad
una casa

4- Cut the written words (colors) and paste them in the correct place

LOS COLORES



Below each bucket is a rectangular box for labeling:

- Yellow bucket:
- Blue bucket:
- Orange bucket:
- Purple bucket:
- Red bucket:
- Green bucket:

At the bottom, there are six color words in boxes:

- ROJO
- AMARILLO
- AZUL
- VERDE
- NARANJA
- MORADO



5- Match the pictures and the words! You can do it 😊

	blanco	
	verde	
	rojo	
	gris	
	negro	
	rosado	
	anaranjado	
	azul	
	amarillo	
	café	
	morado	