

Los Colores











TEACHER NOTES:

1. This packet is optional. One page a week recommended.
2. Use the paper copy if you do not have access to internet.
3. Feel free to contact me with any question you may have at martha.rodriguez2@richlandone.org
4. If you have access to internet, I recommend doing the following interactive activities online. Otherwise, use the Choice Board or the package.

Week One	https://quizlet.com/498469779/colors-flash-cards/ then play : https://tinyurl.com/gimkitcolors	Quizlet set allows you to listen the words in Spanish Gimkit set is a game that allows you to hear the words and select the answer. Use powers to get more money per question.
Week Two	https://quizlet.com/498471758/match	In this part of the quizlet set allows you to do a matching activity. Play it to find your fastest time and challenge somebody else at home.
Week Three	https://tinyurl.com/educandymatch https://www.gimkit.com/play?a=5e6f6b068e06ca0022273de3	In this site, you can play tic-tac-toe against the computer or somebody else in the house. Gimkit reading allows you to practice your colors in a fun game where you get money when your correct and can buy powers to get more money per question.
Week Four	https://quizlet.com/498471758/write	This set allows you to practice your spelling of colors using your keyboard. You can also play gravity once you have master them.





Los Colores

Use the Board choice if you are not able to print the packet or if you do not have internet access. Select one or two activities per week.

<p>Say the colors in Spanish. Find five things of each color around the house.</p> <p>azul negro gris verde rosado</p>	<p>Go to the link and sing along.</p> <p>https://www.youtube.com/watch?v=IU8zZjBV53M</p>	<p>Count 1-10 in Spanish moving in five different ways.</p> <p>Jumping Walking backwards Doing jumping jacks Doing abs Doing spinning Be creative....</p>
<p>Teach your family members to say how you feel.</p> <p>Yo estoy _____.</p> <p>   </p> <p>feliz triste mal bien</p>	<p>ALL ACTIVITIES can be done with limited or not internet access.</p> <p>Feel free to contact me at Maribel.fernandez-ca@richlandone.org if you have any questions.</p>	<p>Go to the link and play with the colors.</p> <p>https://www.education.vic.gov.au/languagesonline/spanish/topic04/no_01/no_01.htm</p>
<p>Go to the link and sing along.</p> <p>https://www.youtube.com/watch?v=XpZv9i_0Q0g</p>	<p>Create your family out magazine pictures or draw and color. Then, label in Spanish the family members.</p> <p>    </p> <p>mamá/papá/perro/gato</p> <p> </p> <p>hermana/hermano</p>	<p>Teach your family members to say</p> <p>Yo me llamo _____. Your name</p>

Los Colores

1. Use this chart to practice your colors.

			
rosado	amarillo	rojo	blanco
			
verde	negro	gris	azul
			
crema	anaranjado	morado	café

2. Look for the colors in the word search. You can find them


Y N E G R O C R E M A Z
A N A R A N J A D O L G
Z C A F E G R I S D G J
U J R O S A D O M M N R
L A M A R I L L O W Z B
B L A N C O M O R A D O
V E R D E R O J O D X N

Los Colores

3. Find pictures in a magazine, cut and paste one for each color.
If you do not have a magazine to cut and paste, feel free to draw and color.

rosado	amarillo	rojo	blanco
verde	negro	gris	azul
crema	anaranjado	morado	café

Los Colores



4. Cut the words and label the color of each shape.




Los Colores

5. Trace each one of the following sentences and color the picture.


Me gusta la casa verde.




Me gusta el carro rojo.



Me gusta el sol amarillo.



Me gusta la flor azul.



Me gusta el apartamento
café.

