

E1 Relieve








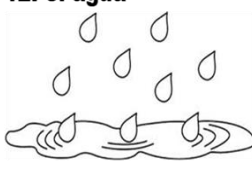




TEACHER NOTES:

1. This packet is optional. One page a week recommended.
2. Use the paper copy if you do not have access to internet.
3. Feel free to contact me with any question you may have at [\(Please write your e-mail\)](#)
4. If you have access to internet, I recommend doing the following interactive activities online.
Otherwise, use the package.

Week One	https://quizlet.com/266453725/descubriendo-mis-alrededores-3-flash-cards/ https://quizlet.com/277602184/landforms-sc-3-diagram/ then play: https://tinyurl.com/gimkitlandforms	Quizlet set allows you to listen the words in Spanish Gimkit set is a game that allows you to hear the words and select the answer. Use powers to get more money per question.
Week Two	https://quizlet.com/266453725/match	In this part of the quizlet set allows you to do a matching activity. Play it to find your fastest time and challenge somebody else at home.
Week Three	https://www.educandy.com/site/resource.php?activity-code=aa77 https://www.gimkit.com/play/5e7d171faeebae0022ec31e4	In this site you can play some games to practice vocabulary. Gimkit reading allows you to practice your colors in a fun game where you get money when your correct and can buy powers to get more money per question.
Week Four	https://quizlet.com/266453725/write	This set allows you to practice your spelling of colors using your keyboard. You can also play gravity once you have master them

El Relieve

1. Use this chart to practice the landforms.

1. una isla 	2. una montaña 	9. unas plantas 	10. unas rocas 
3. un lago 	4. un volcán 	11. la arena 	12. el agua 
5. un río 	6. unos animales 		
7. un bosque 	8. un valle 		

2. Look for the landforms in the word search. You can find them

X	T	C	G	P	R	P	T	I	B	H	A	V	W	N
M	O	N	T	A	N	A	L	O	H	Z	N	O	G	H
Q	G	W	J	A	U	V	S	A	H	Q	E	L	M	N
L	A	G	O	D	G	Q	X	N	N	B	R	C	S	T
N	T	C	L	A	U	U	T	N	B	T	A	A	C	E
P	Z	U	X	E	M	S	A	A	B	L	A	N	Q	S
X	P	N	K	V	X	D	U	F	P	W	I	S	E	R
O	R	E	E	Y	Q	O	X	T	K	V	L	L	M	J
S	I	O	R	I	L	S	A	E	L	L	A	V	H	A
F	O	Y	A	H	L	L	K	W	S	M	Z	D	M	P
L	F	E	V	C	S	H	W	G	I	A	N	E	E	W
H	H	T	L	I	P	K	M	N	J	Y	C	L	P	P
Y	R	K	X	U	Z	E	A	O	K	T	A	O	U	M
M	L	D	C	C	R	L	C	G	U	Q	P	C	R	M
D	O	A	Q	G	U	W	T	E	E	H	X	R	C	L

AGUA
 BOSQUE
 LAGO
 RÍO
 ANIMALES
 VALLE
 MONTANA
 ROCAS
 VOLCÁN
 ARENA
 ISLA
 PLANTAS


El Relieve

3. Find pictures in a magazine, cut and paste one for each color.
If you do not have a magazine to cut and paste, feel free to draw and color.

la montaña	el lago	la isla	el río
los animales	el valle	el volcán	las plantas
la arena	las rocas	el agua	el bosque

El Relieve

4. Write the corresponding word under each picture.



Word Bank

la montaña	el lago	la isla	el río
los animales	el valle	las plantas	la arena
las rocas	el agua	el bosque	el volcán


El Relieve

5. Trace each one of the following sentences and color the picture.


Yo veo la
montaña.




Yo veo la isla.




Yo veo los
animales.



Yo veo el río.



Yo veo el lago.





El Relieve