

Please see the standards-based activities to complete with your child on the eLearning Day. Have your child select activities to complete at home for each area to count as attendance for the day we would have spent at school.

**Child's Name:** \_\_\_\_\_ **Teacher:** \_\_\_\_\_

**ELA**

**I Can Statements**

- I can retell the central idea and the key details in a text.
- I can summarize the story.
- I can identify past, present, and future verb tenses.

**Second Grade English Language Arts Activities:** Complete the activities listed below.

**Activity 1: Think, Collaborate, and Discuss-** Reread the story to your child or listen to your child reading it.

**Activity 2:** Determine the main idea and two supporting details and write them on the lines below.

**Activity 3:** Write if the sentence is in the past, present or future.

**Activity 4:** I Can Speed Read Long Vowels.

**Reading Standards**

Standard 3: Know and apply grade-level phonics and word analysis skills in decoding words.

Standard 12: Analyze and critique how the author uses structures in print and multimedia texts to shape meaning and impact the reader.

Standard 13: Read independently and comprehend a variety of texts for the purposes of reading for enjoyment, acquiring new learning, and building stamina; reflect on and respond to increasingly complex text over time.

**Writing Standards**

Standard 1: Write arguments to support claims with clear reasons and relevant evidence.

## Math

### I Can Statements:

- I can solve problems involving coins and dollars.
- I can identify the value of dollar bills, quarters, dimes, nickels, and pennies.
- I can add and subtract fluently.

**Math Activities:** Complete the three following activities below.

**Activity 1:** Counting Quarters, Dimes, Nickles, and Dimes Worksheet

**Activity 2:** Counting Dimes, Nickels, And Pennies Sheet

**Activity 3:** Add and subtract the following numbers.

#### Math Standards

**2.MDA.7** Solve real-world/story problems involving dollar bills using the \$ symbol or involving quarters, dimes, nickels, and pennies using the ¢ symbol.

## Social Studies

### I Can Statements:

I can identify the cultures of people of different cultural groups.

**Second Grade Social Studies Activities:** Please complete the listed activity.

**Activity:** Write whether the picture is a good or a service.

### Social Studies Standards:

**2-3:** The student will demonstrate an understanding of the role of goods and services and supply and demand in a community.

## Science

### I Can Statements:

I can demonstrate how the structures of animals help them survive and grow in their environments.

**Second Grade Science Activities:** Complete the science activity.

\_\_\_\_\_ **Activity:** Desert animal Adaptations. Write and draw a picture about an animal that lives in the desert and tell how its body helps it adapt in where it lives.

### Science Standards

**2. L.5:** The student will demonstrate an understanding of how the structures of animals help them survive and grow in their environments.

My child has completed the required learning activities during the eLearning day.

\_\_\_\_\_  
Parent Signature

\_\_\_\_\_  
Date

ELA

**Activity 2:** Determine the main idea and two supporting details and write them on the lines below.

Thunderstorms are dangerous. Every thunderstorm contains lightning, and lightning kills more people each year than tornadoes or hurricanes! Do *you* know what to do to remain safe during a thunder- storm? First, go inside a sturdy building or a vehicle and close the windows. Furthermore, the National Weather Service recommends that you stay inside for at least thirty minutes after the last rumble of thunder is heard. Do not use telephones or electrical equipment. Avoid taking showers or baths. If you are unable to get safely inside a building, avoid taking cover beneath tall, isolated trees. Also avoid water, high ground, and metal objects. Knowing what to do (and what *not* to do) during a thunderstorm could save your life.

Main Idea: \_\_\_\_\_

Supporting Detail One: \_\_\_\_\_

\_\_\_\_\_

Supporting Detail Two: \_\_\_\_\_

\_\_\_\_\_

**Activity 3:** Write if the sentence is in the past, present or future.

1. They climbed that hill easily.
2. We will travel to Europe next summer.
3. They play soccer in the sunshine.
4. The children ate their vegetables.
5. You will see your best friend next weekend.
6. She brushes her teeth every night.

Write a sentence in each tense.







Past\_\_\_\_\_


Present\_\_\_\_\_

Future:\_\_\_\_\_

Activity 4: I Can Speed Read Long Vowels.

# I Can Speed Read Long Vowels!

					
dice lice bide hide spike Nile dime	mice nice ride side strike pile lime	rice vice tide wide file tile mime	price slice bride glide mile smile slime	splice pride slide bike hike while time	twice snide stride mike pike like chime

 CASEYLLA CRUMBS  
in the classroom!

Activity 1: Counting Quarters, Dimes, Nickels, and Pennies Worksheet

Name \_\_\_\_\_

Date \_\_\_\_\_



COUNTING QUARTERS, DIMES,  
NICKELS AND PENNIES SHEET 1

Match the money with the amount shown.



41¢



45¢



21¢



31¢



27¢



61¢



17¢



Activity 2: Counting Dimes, Nickels, and Pennies Sheet



Name \_\_\_\_\_

Date \_\_\_\_\_



## COUNTING DIMES, NICKELS AND PENNIES SHEET 2

Count the dimes, nickels and pennies. Work out the amounts in cents.



Work out the correct totals for these coins.

1 dime + 1 nickel + 1 penny = \_\_\_\_\_ ¢ + \_\_\_\_\_ ¢ + \_\_\_\_\_ ¢ = \_\_\_\_\_ ¢

2 dimes + 2 nickels + 1 penny = \_\_\_\_\_ ¢ + \_\_\_\_\_ ¢ + \_\_\_\_\_ ¢ = \_\_\_\_\_ ¢

4 dimes + 2 nickels + 3 pennies = \_\_\_\_\_ ¢ + \_\_\_\_\_ ¢ + \_\_\_\_\_ ¢ = \_\_\_\_\_ ¢

3 dimes + 1 nickels + 2 pennies = \_\_\_\_\_ ¢ + \_\_\_\_\_ ¢ + \_\_\_\_\_ ¢ = \_\_\_\_\_ ¢

**Activity 3:** Add and subtract the following numbers.



## Addition & Subtraction

$$\begin{array}{r} 10 \\ + 15 \\ \hline \end{array}$$

$$\begin{array}{r} 44 \\ + 36 \\ \hline \end{array}$$

$$\begin{array}{r} 81 \\ + 27 \\ \hline \end{array}$$

$$\begin{array}{r} 12 \\ + 88 \\ \hline \end{array}$$

---

$$\begin{array}{r} 24 \\ - 16 \\ \hline \end{array}$$

$$\begin{array}{r} 59 \\ - 40 \\ \hline \end{array}$$

$$\begin{array}{r} 99 \\ - 32 \\ \hline \end{array}$$

$$\begin{array}{r} 63 \\ - 29 \\ \hline \end{array}$$

---

$$\begin{array}{r} 35 \\ + 35 \\ \hline \end{array}$$

$$\begin{array}{r} 76 \\ + 25 \\ \hline \end{array}$$

$$\begin{array}{r} 13 \\ + 52 \\ \hline \end{array}$$

$$\begin{array}{r} 48 \\ + 16 \\ \hline \end{array}$$

---

$$\begin{array}{r} 92 \\ - 18 \\ \hline \end{array}$$

$$\begin{array}{r} 30 \\ - 21 \\ \hline \end{array}$$

$$\begin{array}{r} 76 \\ - 57 \\ \hline \end{array}$$

$$\begin{array}{r} 84 \\ - 61 \\ \hline \end{array}$$

**Activity: Goods or Services**

Name: \_\_\_\_\_ Date: \_\_\_\_\_

A good is something that is made or grown and then sold.

A service is work that is done for others.

What I paid for	What I bought
1. car wash	goods or service
2. cards	goods or service
3. massage	goods or service
4. movie	goods or service
5. paint	goods or service
6. dog bath	goods or service
7. stamps	goods or service
8. groceries	goods or service
9. toys	goods or service
10. museum tour	goods or service

Science



**Activity:** Classifying Animals.

Name: \_\_\_\_\_

## Classifying Animals

**Directions:** Write each animal name into the proper group.

mammals	fish	birds



lion	shark	bat
guppy	tuna	toucan
seal	cow	pelican
canary	parrot	bass
seahorse	whale	sheep
giraffe	ostrich	eagle
penguin	barracuda	marlin

©www.HaveFunTeaching.com