



**RICHLAND ONE**  
ENGAGE • EDUCATE • EMPOWER

# Kindergarten

## Learning Activities

### 4<sup>th</sup> Quarter

Child's Name

---



Dear Richland One Families,

Thank you for your support, patience, and flexibility during what has proven to be a time marked with immense uncertainty. You truly are what makes our school district R1Strong!

In this packet, you will find learning activities for your kindergarten child. In the “Everyday Learning” section, you will find learning activities that students should complete each school day. These include activities such as reading daily, writing about what was read, and practicing math fluency. Activities in the “Daily Learning Assignments” section are labeled by the day number. These assignments should be completed in numerical order. Your child’s teachers may contact you regarding additional assignments. ***In that case, the teachers’ assignments should be completed first, and the assignments in this packet should be completed as time permits.***

While students should be able to complete some of the assignments independently, there will be some that require your support. In the coming days, additional learning activities will be posted to the Richland One website ([www.richlandone.org](http://www.richlandone.org)) as well as on our Richland One Television Channel (ROTV). You may contact your child’s teacher for assistance using the already established communication protocol. Additionally, teachers will continue to provide office hours daily from 9:30 a.m. – 11:00 a.m., and 1:00 p.m. – 2:30 p.m.

In closing, we would like to wish you and your family the best of health and wellness.

The Offices of Early Childhood Education

# Everyday Learning Activities

***Your child should complete the following activities each school day.***

Reading and Writing	Math
Write your letters in uppercase and lower case.	Count to 100 or as high as you can go!
Choose one letter per day. Write 5 words that begin with the letter. Write 5 words that end with the letter.	Write your numbers 1-100 or write as many numbers as you can in 3 minutes.
Write as many words as you can in 3 minutes. Try to increase the number of words you can write each day.	Write your own Math problem of the day
Read or be read to for 30 minutes each day. This can be broken into three ten-minute readings. Be sure to log your reading for the Superintendent's Book Club using the reading log provided.	Create a pattern and explain it to someone else.
	Practice Math fluency using the flashcards after the "Math Day 5 Page".
Keep a journal and write about what you have read by using one of the included prompts each day. (see next page)	Hunt for shapes around your house. Choose a different one each day of the week. Can you find any shapes that are not listed here? <b><i>Circles, squares, triangles, rectangles, ovals, hexagons, spheres, cones, cylinders, cubes, etc.</i></b>
Select 5 – 10 words per week from the word list. Review your weekly word list by creating and using flashcards. When you know all of your grade level's words, begin to work on the next list.	Find two similar objects around the house. Compare the objects using the words shorter/longer, shorter/taller, and/or lighter/heavier. What other characteristics can you compare? How are they alike? How are they different?  <i>Example: A pencil and a crayon or two books.</i>
Complete Lexia Core 5 assignments if you have access to a computer or other device.	Complete Dreambox assignments if you have access to a computer or other device

# Home Learning Ideas and Resources

## **Grades PreK – 2 suggestions**

Try these fun activities to make learning more engaging for both you and your child.

- Spread out a blanket, grab some food, and listen to your child read a book to you. Be sure to ask them questions about the book using How? Or Why? Also, be sure they record the book information on the Superintendent's Book Log!
- Look up to the sky and play "I Spy" with the clouds!
- Grab some chalk and write a poem or song on the driveway!
- Sing nursery rhyme songs as you and your child are cleaning up the house!
- Play board games and integrate questions about numbers or shapes while you play.
- Create some hand-made flash cards using this link <https://tinyurl.com/tv9pjgt> and then quiz each other!
- Pretend you are making an exercise video and include different physical activities such as jumping jacks, jogging in place, or skipping.

### **DISTRICT RESOURCES**

Note: Contact your teacher if login access is unavailable.



<https://www.lexiacore5.com/>



<https://www.kidsaz.com/main/Login>



<https://www.dreambox.com/at-home>

### **ADDITIONAL RESOURCES**

Note: Parents may need to create an account to access



<https://jr.brainpop.com/>



<https://khanacademy.org/>



We are Richland One Strong!



# Reading Response Prompts

After reading 30 minutes each day, write a response in your journal using one of the following prompts.

- Which character would you want to be from the book? Why?
- What is something else that you are wondering? **Or** What is something else that you would want to know about this topic?
- What surprised you?
- Tell about your favorite part.
- What did this story make you think of?
- What was something interesting you learned?
- Why did you choose this book?
- What could be another title for this book? Why?
- Illustrate your favorite part of the book. Write a sentence about your illustration.
- Draw and write about the beginning, middle, and end of your book.


In the beginning,

In the middle,

In the end,

- What character would you like to be friends with? Why?

Drawing of character



- What did you think of this book?



Great!



Okay



Not good

Draw and write to explain.

---

---

---

- What was the problem in the story?  
Draw a picture and write about it.

A large, empty rectangular box with a thin black border, intended for a student to draw a picture and write about the problem in the story.



# Primer Dolch Sight Words

all  
am  
are  
at  
ate  
be  
black  
brown  
but  
came  
did  
do  
eat  
four  
get  
good  
have  
he

into  
like  
must  
new  
no  
now  
on  
our  
out  
please  
pretty  
ran  
ride  
saw  
say  
she  
so  
soon

that  
there  
they  
this  
too  
under  
want  
was  
well  
went  
what  
white  
who  
will  
with  
yes



# 1st Grade Dolch Sight Words

after

again

an

any

ask

as

by

could

every

fly

from

give

going

had

has

her

him

his

how

just

know

let

live

may

of

old

once

open

over

put

round

some

stop

take

thank

them

then

think

walk

were

when

# READING LOG

DATE	BOOK TITLE	AUTHOR	#PAGES	RATING
				☆☆☆☆

[illegible]

# READING LOG

DATE	BOOK TITLE	AUTHOR	#PAGES	RATING
				☆☆☆☆

[illegible]

# Literacy Day 1

## **Independent Reading**

Enjoy reading with and/or to your child for 30 minutes. Complete the reading response sheet after you have read a book of your choice. If you have internet access, try some of the links below for online books.

### **Free eBooks for Kindergarten**

<https://loving2read.com/kindergarten/?page=28&fbclid=IwAR2L9TkcBvFwuOX-Bc-BFu88LLLLiY2mTu5FTUH9LWkU4U5MdUpIFhLJuWI>

<http://www.rcsd1.org/schools/bookflix/>

[www.epic.com](http://www.epic.com)




Name \_\_\_\_\_ Date \_\_\_\_\_

Title \_\_\_\_\_

Author \_\_\_\_\_

Write about the important things that happened in the story. Draw a picture of your favorite part of the story.



---

---

---

---

---

---

---

# Literacy - DAY 1 MATERIALS

Name: \_\_\_\_\_

CVC, short a words

## Missing Letters

Write the missing letter for each word. Then write the word.



r a

\_\_\_\_\_  
\_\_\_\_\_  
\_\_\_\_\_



a n

\_\_\_\_\_  
\_\_\_\_\_  
\_\_\_\_\_




b  g

\_\_\_\_\_  
\_\_\_\_\_  
\_\_\_\_\_



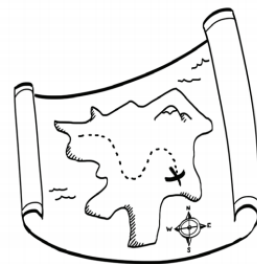
b  t

\_\_\_\_\_  
\_\_\_\_\_  
\_\_\_\_\_



a t

\_\_\_\_\_  
\_\_\_\_\_  
\_\_\_\_\_




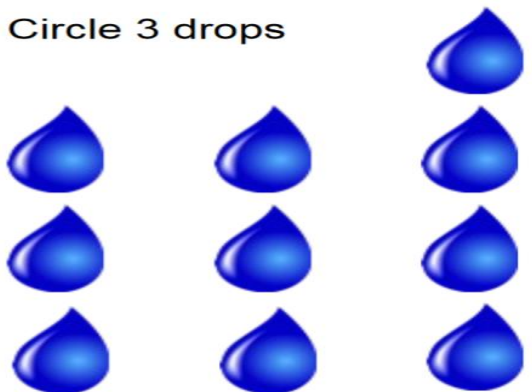


ma

\_\_\_\_\_  
\_\_\_\_\_  
\_\_\_\_\_

# Math - Day 1


Circle the correct number of objects:

<p>Circle 4 hearts</p> 	<p>Circle 6 stars</p> 
<p>Circle 2 notes</p> 	<p>Circle 3 drops</p> 

Online reading & math for K-5

[www.k5learning.com](http://www.k5learning.com)

Jack has 5 toy dinosaurs. For his birthday Jack gets 1 more dinosaur. How many dinosaurs does Jack now have?



A

# Literacy – Day 2

## **Independent Reading**

Enjoy reading with and/or to your child for 30 minutes. Complete the reading response sheet after you have read a book of your choice. If you have internet access, try some of the links below for online books.

### **Free eBooks for Kindergarten**

<https://loving2read.com/kindergarten/?page=28&fbclid=IwAR2L9TkcbvFwuOX-Bc-BFu88LLLLiY2mTu5FTUH9LWkU4U5MdUplFhLJuWI>

<http://www.rcsd1.org/schools/bookflix/>


[www.epic.com](http://www.epic.com)

Name \_\_\_\_\_ Date \_\_\_\_\_

Title \_\_\_\_\_

Author \_\_\_\_\_

Write about your favorite part of the story. Draw a picture of your favorite part of the story.



---

---

---

---

---

---

---

# Literacy - DAY 2 Resources

\_\_\_\_\_  
-----  
Name: \_\_\_\_\_

## Let's Make Words

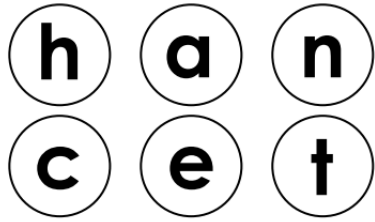
Short A Words

Look at the picture.

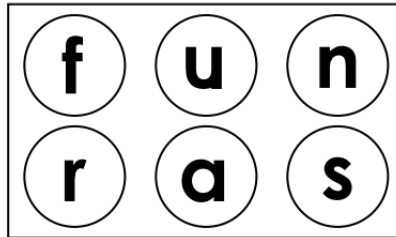

Color the letters to make the word.

Then write the word on the line.

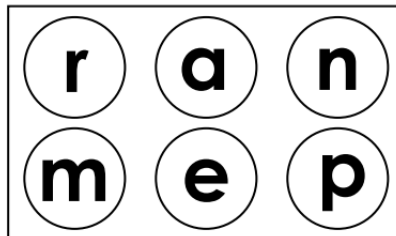
Write the word.



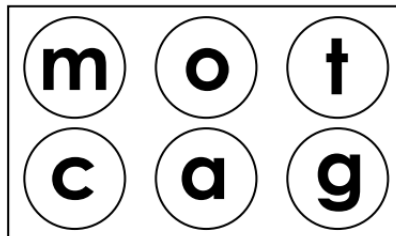
\_\_\_\_\_  
-----  
\_\_\_\_\_



\_\_\_\_\_  
-----  
\_\_\_\_\_



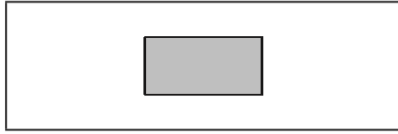
\_\_\_\_\_  
-----  
\_\_\_\_\_



\_\_\_\_\_  
-----  
\_\_\_\_\_

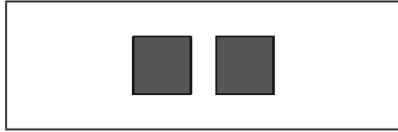
# Math - Day 2

1 Draw a line to match each set to the number that tells how many. Trace the number three times..




3 circles

3 3 3



1 rectangle

/ / /



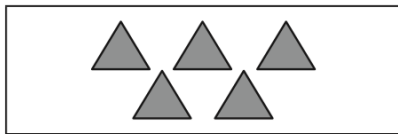
4 stars

4 4 4



2 squares

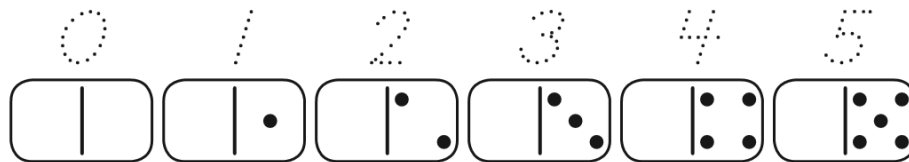
2 2 2



5 triangles

5 5 5

2 Trace the numbers below.



4 taxis stop outside a school. 1 more taxi stops at the school. How many taxis stop at the school?



# Literacy – Day 3

## **Independent Reading**

Enjoy reading with and/or to your child for 30 minutes. Complete the reading response sheet after you have read a book of your choice. If you have internet access, try some of the links below for online books.

### **Free eBooks for Kindergarten**

<https://loving2read.com/kindergarten/?page=28&fbclid=IwAR2L9TkcBvFwuOX-Bc-BFu88LLLLiY2mTu5FTUH9LWkU4U5MdUplFhLJuWI>

<http://www.rcsd1.org/schools/bookflix/>

[www.epic.com](http://www.epic.com)



Name \_\_\_\_\_ Date \_\_\_\_\_

Title \_\_\_\_\_

Author \_\_\_\_\_

Write about the characters in the story. Draw a picture of your favorite character.



---

---

---

---

---

---

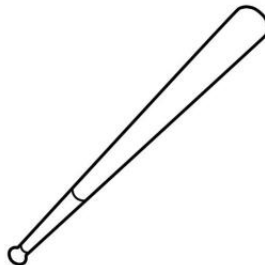


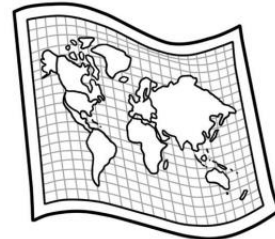

---

# Literacy – Day 3 Resources

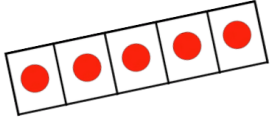
Name: \_\_\_\_\_

## Short-A Words

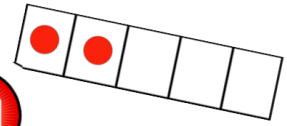
Color the pictures that have the /ă/ (short a) sound in their name.



# Math - Day 3

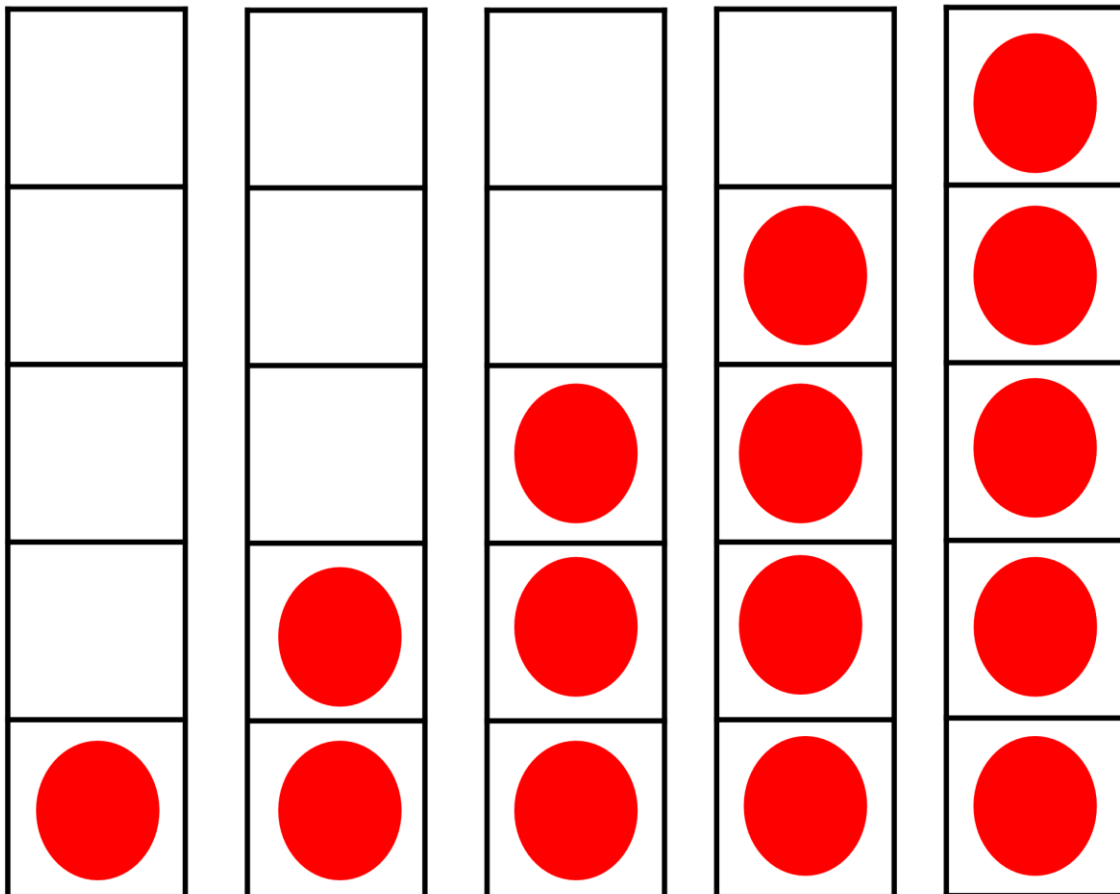


## Five Frame Match



**Materials:** 2 sets of five frames with dots, number cube

1. Work with a partner. Place all the five frame cards face up on the table.
2. Take turns to roll a number cube and find a five frame with a matching number of dots. If you roll a 6, roll again.
3. Keep going until all the five frames have been taken.
4. Count your five frames to see how many you each have.



# Literacy - Day 4

## **Independent Reading**

Enjoy reading with and/or to your child for 30 minutes. Complete the reading response sheet after you have read a book of your choice. If you have internet access, try some of the links below for online books.

### **Free eBooks for Kindergarten**

<https://loving2read.com/kindergarten/?page=28&fbclid=IwAR2L9TkcBvFwuOX-Bc-BFu88LLLLiY2mTu5FTUH9LWkU4U5MdUpIFhLJuWI>

<http://www.rcsd1.org/schools/bookflix/>

[www.epic.com](http://www.epic.com)

Name \_\_\_\_\_ Date \_\_\_\_\_

Title \_\_\_\_\_

Author \_\_\_\_\_

Write about something you learned from reading this book. Draw a picture of it.



---

---

---

---

---


---

---

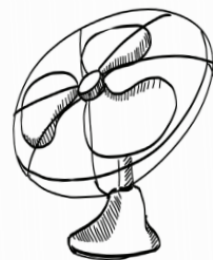
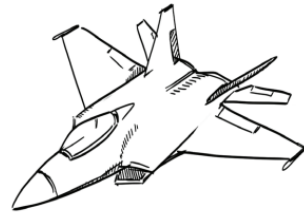
Name: \_\_\_\_\_

## Word Ladder

Write the missing letter for each word. As you go down the ladder, change one letter to show how the words connect.




<input type="text"/>	e	t
<input type="text"/>	e	t
p	e	<input type="text"/>
p	<input type="text"/>	n
<input type="text"/>	a	n
<input type="text"/>	a	n

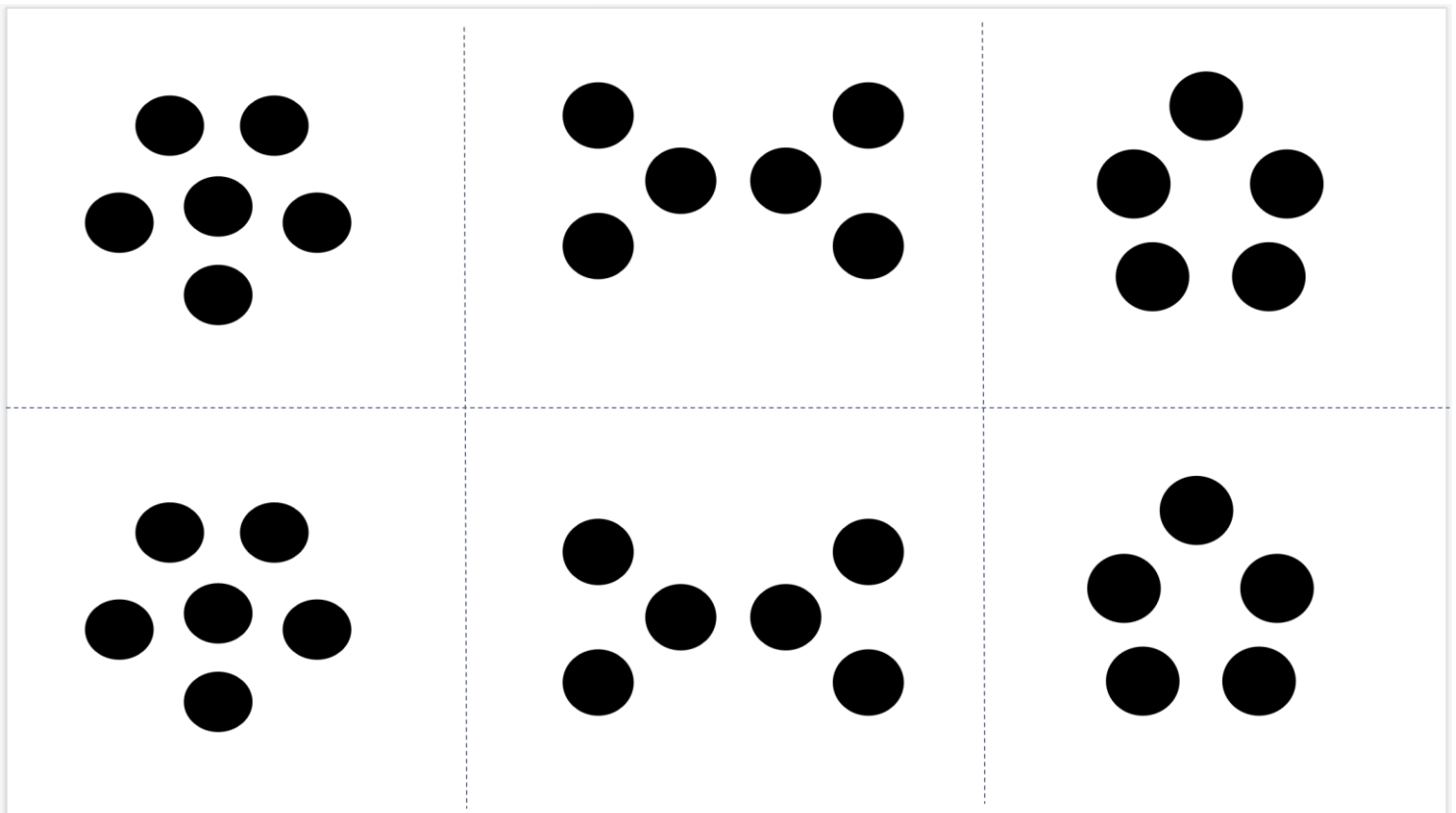


# Math - Day 4

Which set of dots shows the same amount of cookies?  
How do you know?



Do any of these other dots below show the same amount of cookies?



# Literacy Quick Check – Day 5

**Use Day 5 to complete any of the following:**

# Literacy

# Missing Assignments

# LexiaCore5

# □ Reading Log

# □ Writing

□ Dolch word  
list flashcards

I completed my work.

Name:

Date:

Name:

## Short-A Words

 Write as many /ă/ (short a) words as you can.

[illegible]



Write about your favorite food. Give three reasons why it's your favorite.

---

---

---

---

---

---

---

# Math Quick Check – Day 5

## Math

- ☐ Missing Assignments
- ☐ Dreambox
- ☐ Fluency cards
- ☐ Practice Math Facts

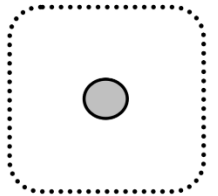
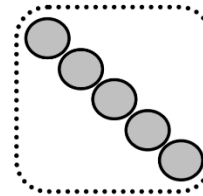
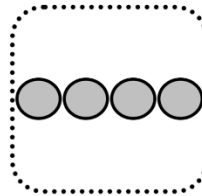
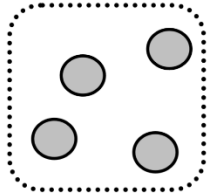
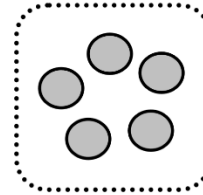
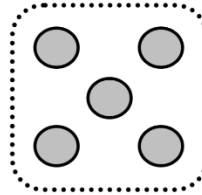
I completed my work.

Name: \_\_\_\_\_

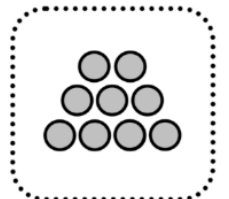
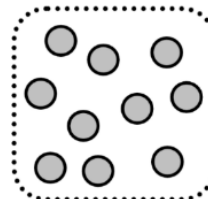
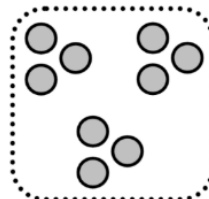

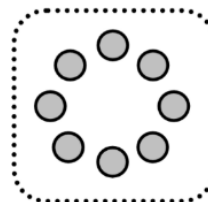

Date: \_\_\_\_\_

## Quick Check

Color each box that has a set of **5**.



Color each box that has a set of **9**.



# Math Fluency Flashcards



Card 1

$$1 + 1 =$$

Elementary at HEART



Card 2

$$1 + 2 =$$

Elementary at HEART



Card 3

$$1 + 3 =$$

Elementary at HEART



Card 4

$$1 + 4 =$$

Elementary at HEART



Card 5

$$1 + 5 =$$

Elementary at HEART



Card 6

$$1 + 6 =$$

Elementary at HEART



Card 7

$$1 + 7 =$$

Elementary at HEART



Card 8

$$1 + 8 =$$

Elementary at HEART



Card 9

$$1 + 9 =$$

Elementary at HEART

# Literacy – Day 6

## **Independent Reading**

Enjoy reading with and/or to your child for 30 minutes. Complete the reading response sheet after you have read a book of your choice. If you have internet access, try some of the links below for online books.

### **Free eBooks for Kindergarten**

<https://loving2read.com/kindergarten/?page=28&fbclid=IwAR2L9TkcBvFwuOX-Bc-BFu88LLLLiY2mTu5FTUH9LWkU4U5MdUpIFhLJuWI>

<http://www.rcsd1.org/schools/bookflix/>

[www.epic.com](http://www.epic.com)

Name \_\_\_\_\_ Date \_\_\_\_\_

Title \_\_\_\_\_

Author \_\_\_\_\_

Write about the important things that happened in the story. Draw a picture of your favorite part.



---

---

---


---

---

---

## Missing Letters

Write the missing letter for each word. Then write the word.




h  n

\_\_\_\_\_

-----

\_\_\_\_\_



gg

\_\_\_\_\_

-----

\_\_\_\_\_



l  g

\_\_\_\_\_

-----

\_\_\_\_\_



ne

\_\_\_\_\_

-----

\_\_\_\_\_



e

\_\_\_\_\_

-----

\_\_\_\_\_



b   t







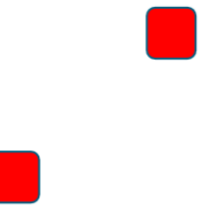









\_\_\_\_\_

-----

\_\_\_\_\_

# Math – Day 6

Circle the group with the most objects.  
Cross out the group with the least objects.

Online reading & math for K-5

[www.k5learning.com](http://www.k5learning.com)

Mike has 6 toy helicopters. His dad gives him 1 more toy helicopter. How many toy helicopters does Mike now have?



# Literacy – Day 7

## **Independent Reading**

Enjoy reading with and/or to your child for 30 minutes. Complete the reading response sheet after you have read a book of your choice. If you have internet access, try some of the links below for online books.

### **Free eBooks for Kindergarten**

<https://loving2read.com/kindergarten/?page=28&fbclid=IwAR2L9TkcBvFwuOX-Bc-BFu88LLLLiY2mTu5FTUH9LWkU4U5MdUpIFhLJuWI>

<http://www.rcsd1.org/schools/bookflix/>

[www.epic.com](http://www.epic.com)



Name \_\_\_\_\_ Date \_\_\_\_\_

Title \_\_\_\_\_

Author \_\_\_\_\_

Write about your favorite part of the book. Draw your favorite part. Share your writing with someone.



---

---

---

---



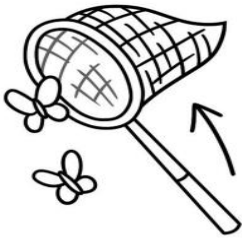

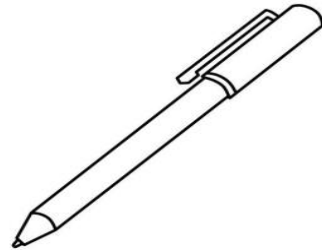

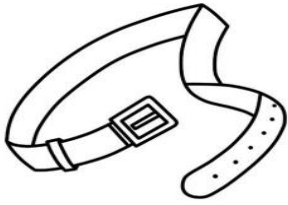
---

---

Name: \_\_\_\_\_

## Short-E Words

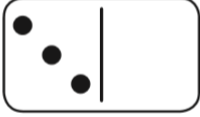
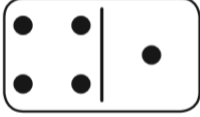
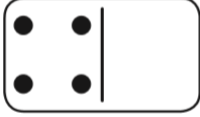

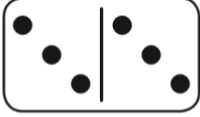

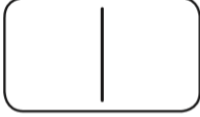

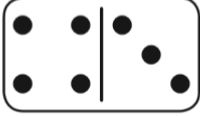
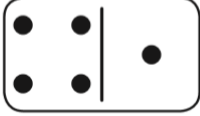
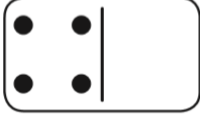
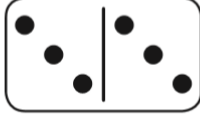
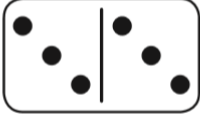
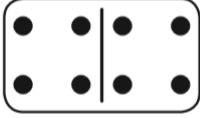
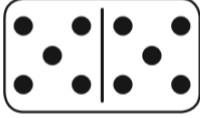

Color the pictures that have the /ĕ/ (short e) sound in their name.



# Math – Day 7

## Which One Has More Dots?

Put an X on the domino that has more dots. Trace the numbers below.

 3	 5	 4	 2
 6	 1	 0	 2
 7	 5	 4	 6
 6	 8	 10	 9

7 goats walk over a bridge. 1 more goat walks over the bridge. How many goats walk over the bridge in all?



# Literacy – Day 8

## **Independent Reading**

Enjoy reading with and/or to your child for 30 minutes. Complete the reading response sheet after you have read a book of your choice. If you have internet access, try some of the links below for online books.

### **Free eBooks for Kindergarten**

<https://loving2read.com/kindergarten/?page=28&fbclid=IwAR2L9TkcBvFwuOX-Bc-BFu88LLLLiY2mTu5FTUH9LWkU4U5MdUpIFhLJuWI>

<http://www.rcsd1.org/schools/bookflix/>


[www.epic.com](http://www.epic.com)

Name \_\_\_\_\_ Date \_\_\_\_\_

Title \_\_\_\_\_

Author \_\_\_\_\_

Write about where the story takes place. Draw a picture of where the story takes place.



---

---

---

---

---

---

---

Name \_\_\_\_\_ Date \_\_\_\_\_

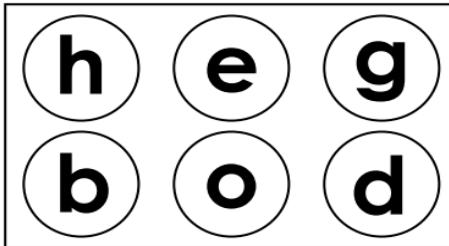

Name: \_\_\_\_\_

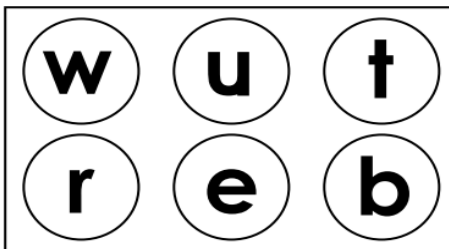
## Let's Make Words

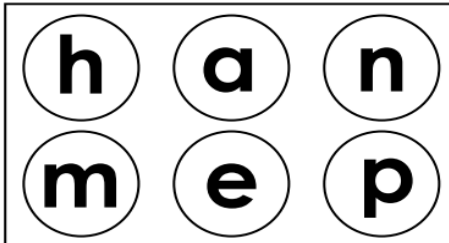

Short E Words

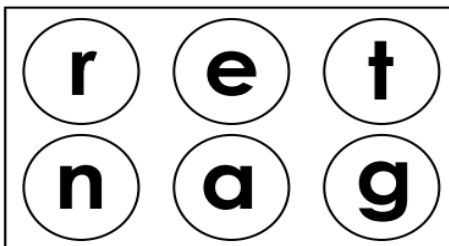

Look at the picture.  
Color the letters to make the word.  
Then write the word on the line.

Write the word.



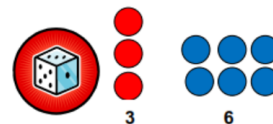




# Math – Day 8

ver.1

## Making Sets

**Materials:** number cubes, counters



1. Roll a number cube. Make a set of counters that is **equal** to the number you rolled.
2. Make a set of counters that is **greater** than the number you rolled.
3. Use pictures, numbers, or words to show your work.
4. Continue to roll, make sets, and record your work.

I rolled \_\_\_\_.  
\_\_\_\_ is greater  
than \_\_\_\_.

I rolled \_\_\_\_.  
\_\_\_\_ is greater  
than \_\_\_\_.

I rolled \_\_\_\_.  
\_\_\_\_ is greater  
than \_\_\_\_.

I rolled \_\_\_\_.  
\_\_\_\_ is greater  
than \_\_\_\_.

# Literacy – Day 9

## **Independent Reading**

Enjoy reading with and/or to your child for 30 minutes. Complete the reading response sheet after you have read a book of your choice. If you have internet access, try some of the links below for online books.

### **Free eBooks for Kindergarten**

<https://loving2read.com/kindergarten/?page=28&fbclid=IwAR2L9TkcBvFwuOX-Bc-BFu88LLLLiY2mTu5FTUH9LWkU4U5MdUplFhLJuWI>

<http://www.rcsd1.org/schools/bookflix/>

[www.epic.com](http://www.epic.com)




Name \_\_\_\_\_ Date \_\_\_\_\_

Title \_\_\_\_\_

Author \_\_\_\_\_

Write about the important things that happens in the story. Draw a picture of your favorite part.



---

---

---

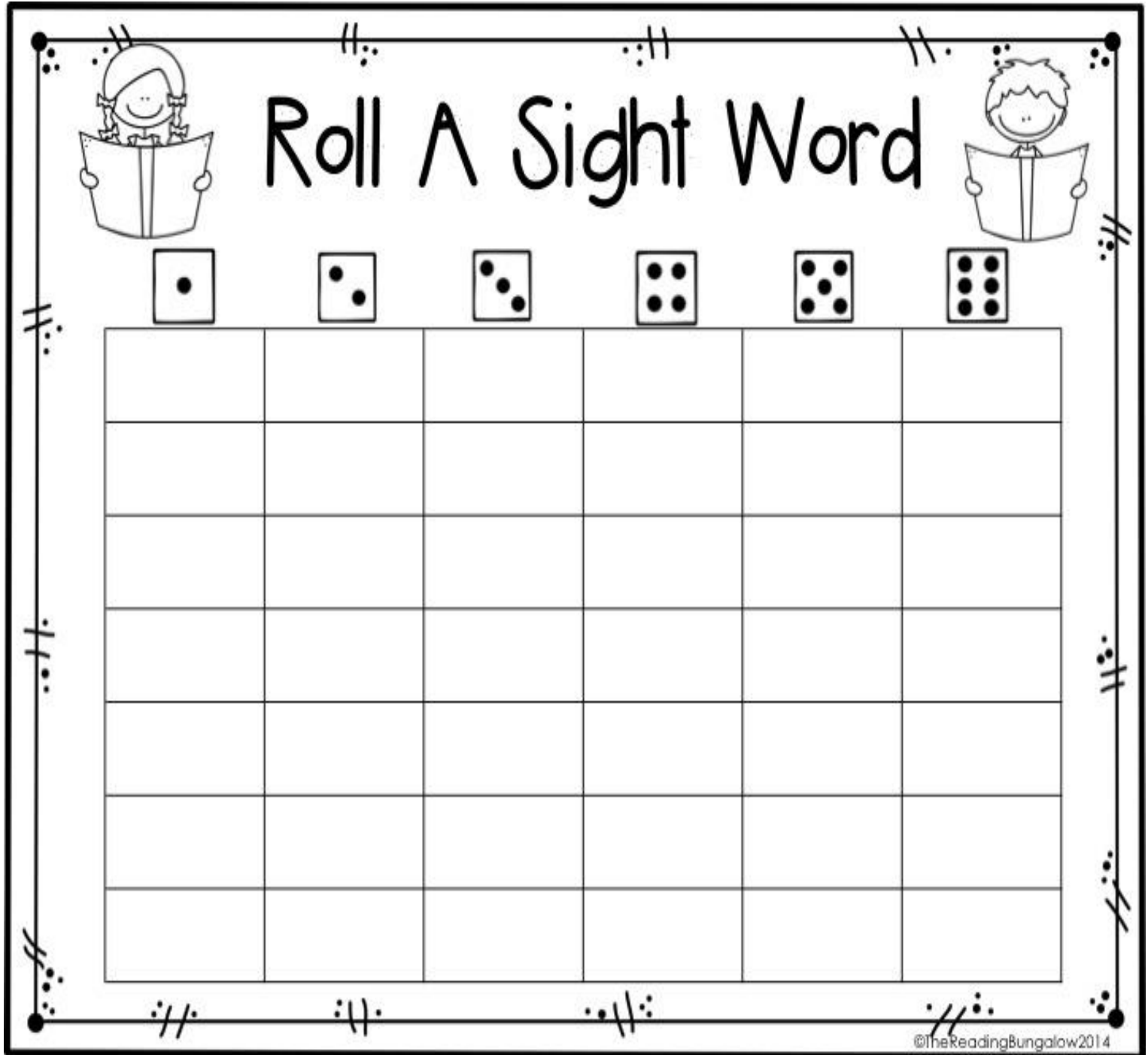
---

---

---

---

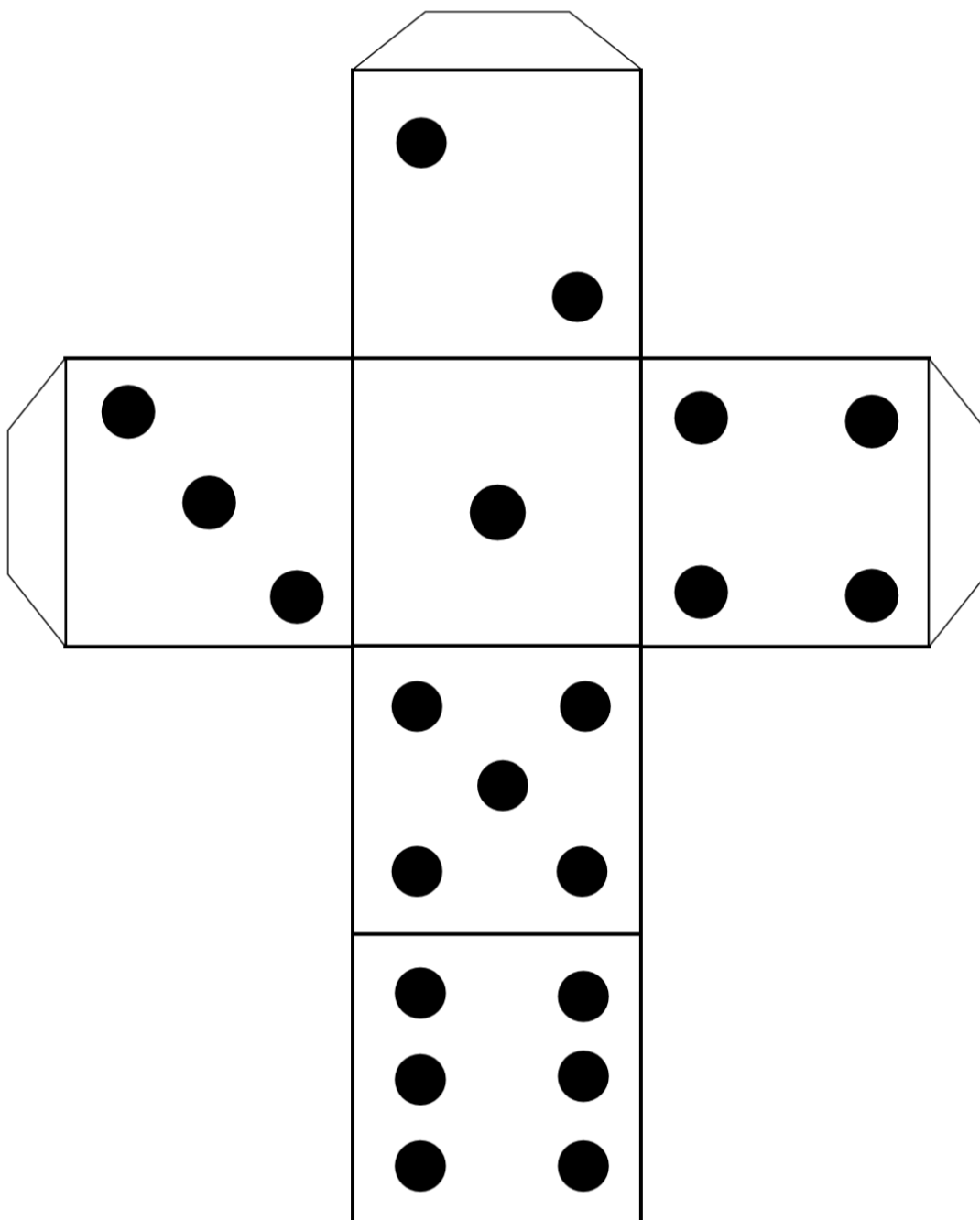
Write (top row) six high frequency words from the listed provided. The student will roll the die, say the word that is in the column they rolled, write the word while saying the spelling and then read the word again. You can have your child play until one column of words is filled in completely or until the entire board is filled out.



The game board is titled "Roll A Sight Word" in a large, playful font. It features a 6x7 grid of boxes for writing words. Above the grid, there are six dice faces showing 1 through 6 dots, corresponding to the six columns. The board is decorated with a border of musical notes and two cartoon children reading books at the top corners. The copyright notice "©TheReadingBungalow2014" is located in the bottom right corner.

	1	2	3	4	5	6

©TheReadingBungalow2014





# Math – Day 9

Jack and Brian are playing a game. At the end of their game here are their scores.

**Who is the winner of their game?**



Jack





Brian

After reading the rules of the game. The winner is the person with the **lowest score**.

**Who is the winner?**



Jack



Brian

# Literacy Quick Check – Day 10

# Literacy

# □ Missing

# Assignments

# LexiaCore5

# □ Reading Log

## □ Writing

# □ Dolch word list flashcards

I completed my work.

Name:

Date:

Name:

## Short-E Words





 Write as many /ě/ (short e) words as you can.

[illegible]

Name: \_\_\_\_\_

Date: \_\_\_\_\_



# Math Quick Check – Day 10

## Math

- ☐ Missing Assignments
- ☐ Dreambox
- ☐ Fluency cards
- ☐ Practice Math Facts

I completed my work.

Name:

---

Date:

---

## Quick Check

Create your own

# Math Fluency Flashcards

Card 11



$$10 - 9 =$$

Elementary at HEART


Card 12



$$10 - 10 =$$

Elementary at HEART

Card 13



$$10 - 8 =$$

Elementary at HEART

Card 14



$$10 - 7 =$$

Elementary at HEART

Card 15



$$10 - 6 =$$

Elementary at HEART

Card 16



$$10 - 5 =$$

Elementary at HEART



# Literacy – Day 11

## **Independent Reading**

Enjoy reading with and/or to your child for 30 minutes. Complete the reading response sheet after you have read a book of your choice. If you have internet access, try some of the links below for online books.

### **Free eBooks for Kindergarten**

<https://loving2read.com/kindergarten/?page=28&fbclid=IwAR2L9TkcBvFwuOX-Bc-BFu88LLLLiY2mTu5FTUH9LWkU4U5MdUpIFhLJuWl>

<http://www.rcsd1.org/schools/bookflix/>

[www.epic.com](http://www.epic.com)

Name \_\_\_\_\_ Date \_\_\_\_\_

Title \_\_\_\_\_

Author \_\_\_\_\_

Write about your favorite part of story. Draw a picture of your favorite part.



---

---

---

---


---

---

---

## Missing Letters

Write the missing letter for each word. Then write the word.



p  g

\_\_\_\_\_

-----

\_\_\_\_\_




ig

\_\_\_\_\_

-----

\_\_\_\_\_




p  n

\_\_\_\_\_

-----

\_\_\_\_\_



fi

\_\_\_\_\_

-----

\_\_\_\_\_



id

\_\_\_\_\_

-----

\_\_\_\_\_



si

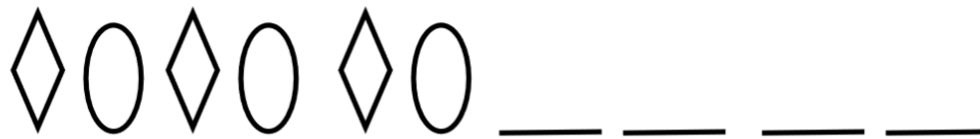
\_\_\_\_\_

-----

\_\_\_\_\_

# Math – Day 11

Complete the patterns:



Online reading & math for K-5

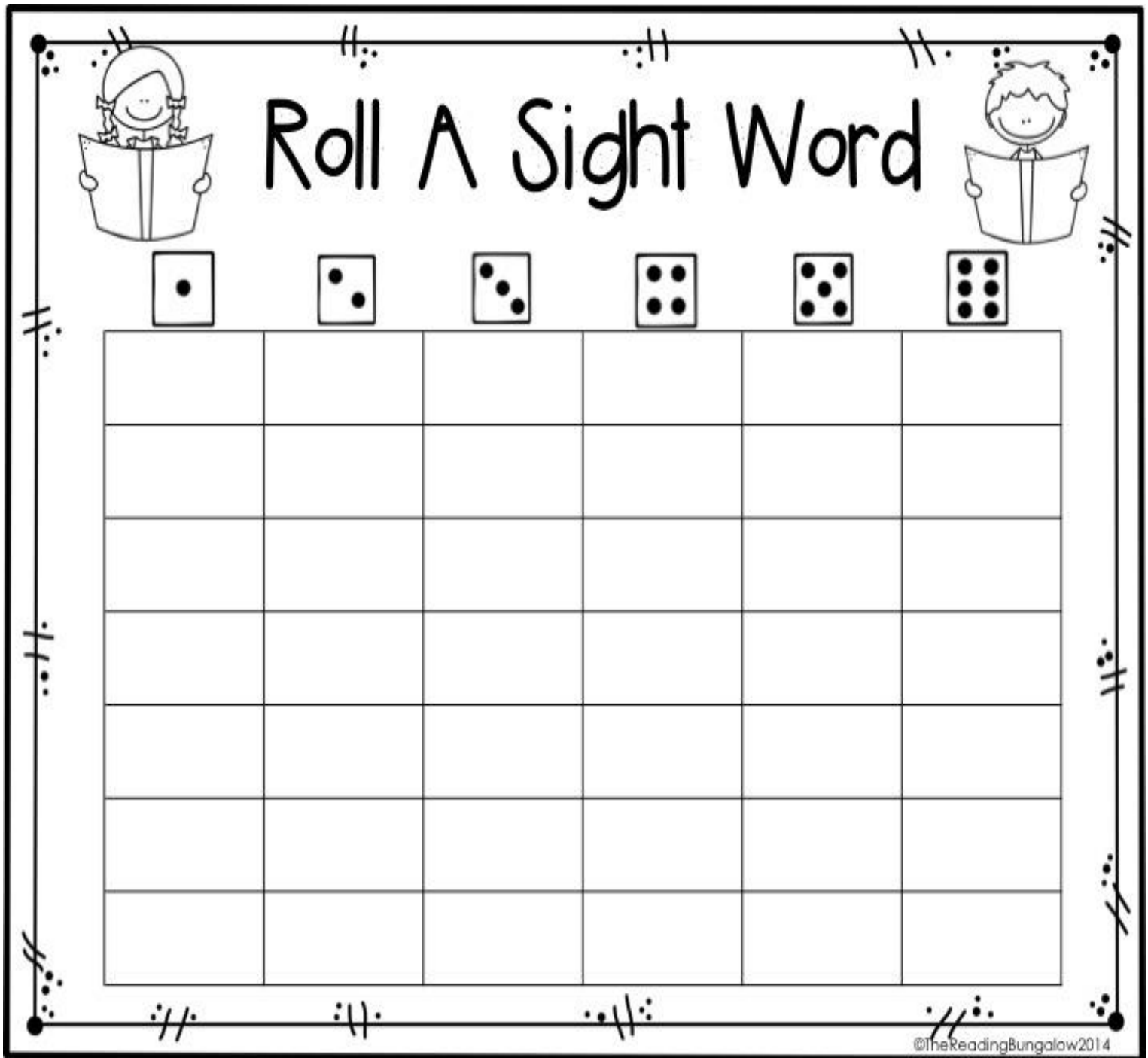
[www.k5learning.com](http://www.k5learning.com)

3 frogs sit on a log. 2 more frogs jump onto the log. How many frogs are on the log?



# Literacy – Day 12

Write (top row) six high frequency words from the listed provided. The student will roll the die, say the word that is in the column they rolled, write the word while saying the spelling and then read the word again. You can have your child play until one column of words is filled in completely or until the entire board is filled out.



The game board is titled "Roll A Sight Word" in a large, playful font. It features two cartoon children reading books at the top corners. Below the title are six dice showing faces with 1, 2, 3, 4, 5, and 6 dots. The main area is a 7x6 grid of squares. The board is decorated with musical notes and dots along its borders.

	1	2	3	4	5	6

©TheReadingBungalow2014

## **Independent Reading**

Enjoy reading with and/or to your child for 30 minutes. Complete the reading response sheet after you have read a book of your choice. If you have internet access, try some of the links below for online books.

### **Free eBooks for Kindergarten**

<https://loving2read.com/kindergarten/?page=28&fbclid=IwAR2L9TkcBvFwuOX-Bc-BFu88LLLLiY2mTu5FTUH9LWkU4U5MdUpIFhLJuWl>

<http://www.rcsd1.org/schools/bookflix/>


[www.epic.com](http://www.epic.com)

Name \_\_\_\_\_ Date\_\_\_\_\_

Title \_\_\_\_\_

Author \_\_\_\_\_

If you could change one thing in the book, what would it be? Write about it. Draw a picture of your favorite part of the story.



---

---

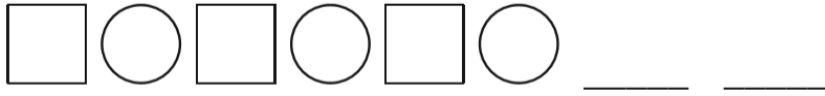
---

---

---

# Math – Day 12

1 Draw or color what you think comes next in the pattern.



2 Fill in the numbers that are missing.

1 \_\_\_\_\_ 3 4 5 \_\_\_\_\_ 7 8 \_\_\_\_\_ 10

4 ladybugs sit on a leaf. 2 more ladybugs fly onto the leaf. How many ladybugs are on the leaf?





# Literacy – Day 13

## **Independent Reading**

Enjoy reading with and/or to your child for 30 minutes. Complete the reading response sheet after you have read a book of your choice. If you have internet access, try some of the links below for online books.

### **Free eBooks for Kindergarten**

<https://loving2read.com/kindergarten/?page=28&fbclid=IwAR2L9TkcBvFwuOX-Bc-BFu88LLLLiY2mTu5FTUH9LWkU4U5MdUpIFhLJuWI>

<http://www.rcsd1.org/schools/bookflix/>

[www.epic.com](http://www.epic.com)

Name \_\_\_\_\_ Date \_\_\_\_\_

Title \_\_\_\_\_

Author \_\_\_\_\_

Write about something you learned from the story. Draw a picture of your favorite part.



\_\_\_\_\_

\_\_\_\_\_

\_\_\_\_\_

\_\_\_\_\_

\_\_\_\_\_

\_\_\_\_\_


\_\_\_\_\_  
\_\_\_\_\_  
Name: \_\_\_\_\_

## Short-I Words


Color

Trace

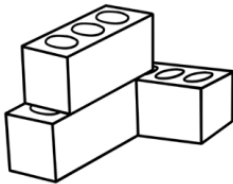
Write



pig



fish



brick



chick





# Math – Day 13

## Complete the Pattern

**Materials:** pattern cards, snap cubes or counting bears

---

1. Choose a pattern card. Copy and complete the pattern.
2. Extend the pattern. Show the next 6 shapes in the sequence.
3. Record your pattern.
4. Use numbers to describe your pattern.



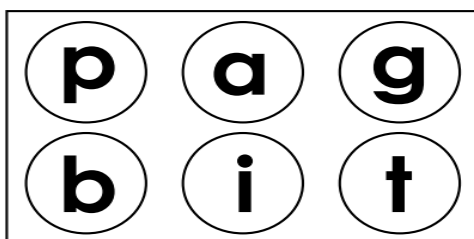

# Literacy – Day 14

Name: \_\_\_\_\_

## Let's Make Words

Short I Words

Look at the picture.  
Color the letters to make the word.  
Then write the word on the line.

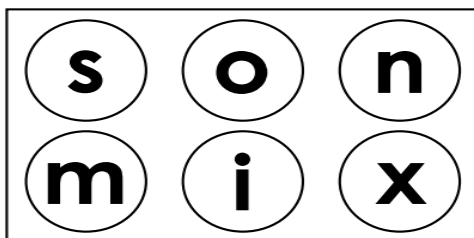


Write the word.

\_\_\_\_\_

\_\_\_\_\_

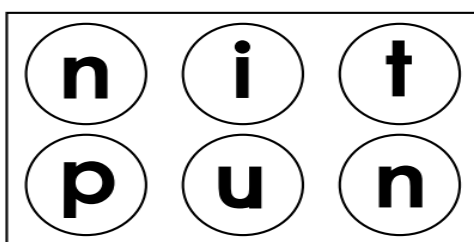
\_\_\_\_\_



\_\_\_\_\_

\_\_\_\_\_

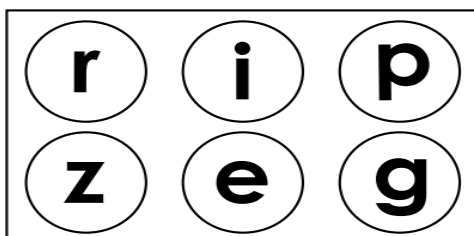
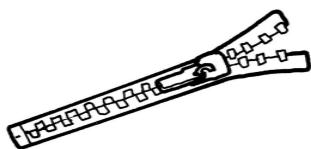
\_\_\_\_\_



\_\_\_\_\_

\_\_\_\_\_

\_\_\_\_\_



\_\_\_\_\_

\_\_\_\_\_


\_\_\_\_\_

Name \_\_\_\_\_ Date \_\_\_\_\_

Title \_\_\_\_\_

Author \_\_\_\_\_

Would you have ended the book differently? Did it end the way you thought it would? Write about it. Then draw a picture of your favorite part.



\_\_\_\_\_

\_\_\_\_\_



\_\_\_\_\_

\_\_\_\_\_

\_\_\_\_\_

# Math – Day 14

I see 5 flowers in my garden. The 1<sup>st</sup> flower is red. The 2<sup>nd</sup> flower is yellow. The 3<sup>rd</sup> flower is red. If this pattern continues, what color is the 5<sup>th</sup> flower?



If you made your own flower pattern, what would it look like?

# Literacy Quick Check – Day 15

# Literacy

- ☐ Missing Assignments
- ☐ LexiaCore5
- ☐ Reading Log
- ☐ Writing
- ☐ Dolch word list flashcards

I completed my work.

Name:

Date:

Name:

## Short-I Words




 Write as many /i/ (short i) words as you can.

This image shows a blank sheet of handwriting practice paper. It features two vertical columns of horizontal lines designed for letter formation. Each column contains five identical sets of lines. Within each set, there are three horizontal lines: a solid blue line at the top, a dashed red line in the middle, and another solid blue line at the bottom. The entire page is enclosed in a thin black rectangular border.



Name: \_\_\_\_\_

Date:\_\_\_\_\_

[illegible]

# Math Quick Check— Day 15

## Math

- ☐ Missing Assignments
- ☐ Dreambox
- ☐ Fluency Cards
- ☐ Practice Math Facts

I completed my work.

Name:

---

Date:

---

## Quick Check


Create your own.



$$1 + 1 =$$



$$2 + 1 =$$




$$2 + 3 =$$



$$5 - 1 =$$



$$5 - 4 =$$



$$4 - 2 =$$



$$1 + 2 =$$



$$2 + 3 =$$

# Literacy – Day 16

Color all of the **short i** words in the poem with a crayon.

## Pig and the Prince

by Lill Pluta

Pig dances a jig  
With the tall thin prince.  
She wears a big pink wig.  
When the dance is done,  
They sit in the sun  
And snack on bread and figs.



## **Independent Reading**

Enjoy reading with and/or to your child for 30 minutes. Complete the reading response sheet after you have read a book of your choice. If you have internet access, try some of the links below for online books.

### **Free eBooks for Kindergarten**

<https://loving2read.com/kindergarten/?page=28&fbclid=IwAR2L9TkcBvFwuOX-Bc-BFu88LLLLiY2mTu5FTUH9LWkU4U5MdUpIFhLJuWl>

<http://www.rcsd1.org/schools/bookflix/>


[www.epic.com](http://www.epic.com)

Name \_\_\_\_\_ Date\_\_\_\_\_

Title \_\_\_\_\_

Author \_\_\_\_\_

Write about your favorite part of the story. Draw a picture of your favorite part of the story.



---

---

---

---

---

---

---

# Math – Day 16

Count the circles. Write the numbers. Find the sum.



+



$$\underline{\quad} + \underline{\quad} = \underline{\quad}$$



+



$$\underline{\quad} + \underline{\quad} = \underline{\quad}$$



+



$$\underline{\quad} + \underline{\quad} = \underline{\quad}$$



+



$$\underline{\quad} + \underline{\quad} = \underline{\quad}$$



+



$$\underline{\quad} + \underline{\quad} = \underline{\quad}$$

Online reading & math for K-5

[www.k5learning.com](http://www.k5learning.com)

Lisa has 5 cookies. She puts some on a red plate and some on a blue plate. How many cookies might Lisa put on each plate?

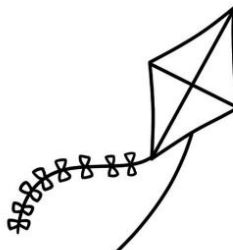


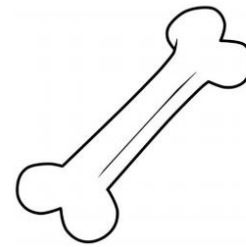




# Literacy – Day 17

Name: \_\_\_\_\_

## Short-O Words

Color the pictures that have the /ŏ/ (short o) sound in their name.





## **Independent Reading**

Enjoy reading with and/or to your child for 30 minutes. Complete the reading response sheet after you have read a book of your choice. If you have internet access, try some of the links below for online books.

### **Free eBooks for Kindergarten**

<https://loving2read.com/kindergarten/?page=28&fbclid=IwAR2L9TkcBvFwuOX-Bc-BFu88LLLLiY2mTu5FTUH9LWkU4U5MdUpIFhLJuWl>

<http://www.rcsd1.org/schools/bookflix/>


[www.epic.com](http://www.epic.com)

Name \_\_\_\_\_ Date\_\_\_\_\_

Title \_\_\_\_\_

Author \_\_\_\_\_

Write about your favorite character in the story. Draw a picture of your favorite character in the story.



---

---

---

---





---

---


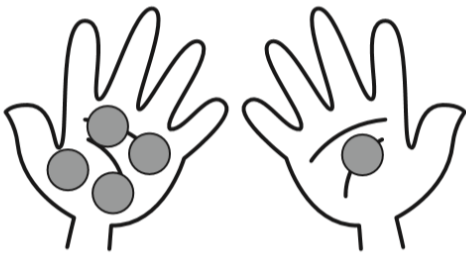

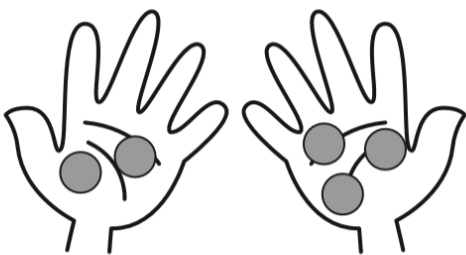
---

# Math – Day 17

1 Color the cubes to match each equation.

 $1 + 4 = 5$	 $5 + 0 = 5$
 $2 + 3 = 5$	 $4 + 1 = 5$

2 Trace the numbers and solve the problems. Use the pictures to help.

 $3 + 2 = \underline{\quad}$	 $4 + 1 = \underline{\quad}$
 $0 + 5 = \underline{\quad}$	 $\underline{\quad} + \underline{\quad} = 5$

Ben saw 4 clowns at the circus. Some clowns had pink hair and some had blue hair. How many clowns had pink hair? How many had blue hair?



# Literacy – Day 18

Name: \_\_\_\_\_

## Let's Make Words

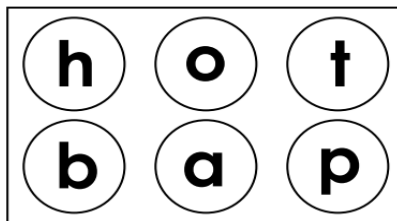

Short O Words

Look at the picture.

Color the letters to make the word.

Then write the word on the line.

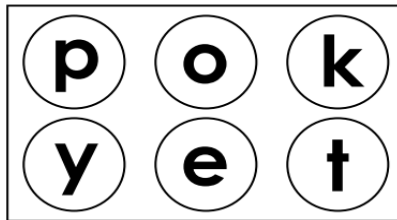
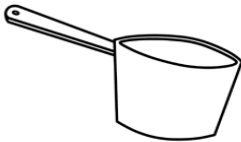
Write the word.



\_\_\_\_\_

\_\_\_\_\_

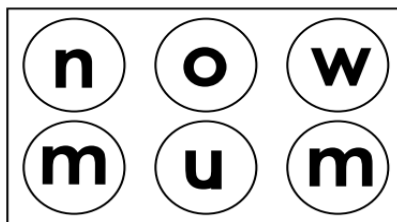
\_\_\_\_\_



\_\_\_\_\_

\_\_\_\_\_

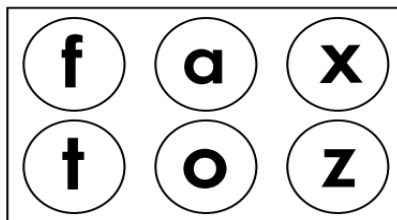
\_\_\_\_\_



\_\_\_\_\_

\_\_\_\_\_

\_\_\_\_\_



\_\_\_\_\_

\_\_\_\_\_


\_\_\_\_\_

Name \_\_\_\_\_ Date\_\_\_\_\_

Title \_\_\_\_\_

Author \_\_\_\_\_

Write about the most interesting thing you learned from the book. Draw a picture of your favorite part of the story.



\_\_\_\_\_

\_\_\_\_\_

\_\_\_\_\_

\_\_\_\_\_


\_\_\_\_\_

\_\_\_\_\_

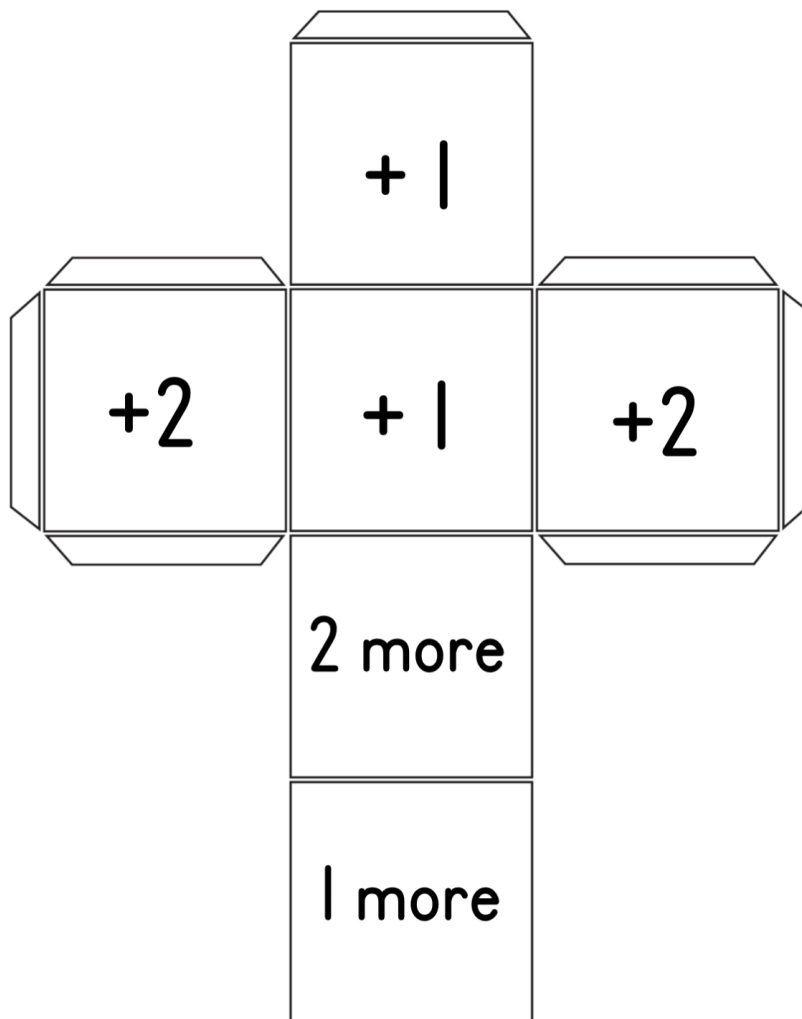
# Math – Day 18

## Count On Cup


**Materials:** paper cup, number cube (marked 1 more, 2 more, +1,+1, +2, +2), numeral cards (1- 8), counters



1. Work with a partner. Player 1: Turn over the top card in the pile and put that many counters in the cup.
2. Player 2: Roll the number cube and place that many counters next to the cup.
3. Count on from the number on the card to find how many counters in all. Check your count by emptying the cup and counting all the counters.
4. Fill in the table to show how many counters in the cup, next to the cup, and how many counters in all.



## Count On Cup

[illegible]

# Literacy – Day 19

Name: \_\_\_\_\_

Short o sound

Color all of the **short o** words in the poem with a crayon.

## Popcorn

by Lill Pluta



Stop! Stop! That pot is hot!  
Grab a lid. Put it on top!  
There is a lot of pop-pop-pop  
hopping popcorn in that pot!





## **Independent Reading**

Enjoy reading with and/or to your child for 30 minutes. Complete the reading response sheet after you have read a book of your choice. If you have internet access, try some of the links below for online books.

### **Free eBooks for Kindergarten**

<https://loving2read.com/kindergarten/?page=28&fbclid=IwAR2L9TkcBvFwuOX-Bc-BFu88LLLLiY2mTu5FTUH9LWkU4U5MdUpIFhLJuWl>

<http://www.rcsd1.org/schools/bookflix/>

[www.epic.com](http://www.epic.com)

Name \_\_\_\_\_ Date \_\_\_\_\_

Title \_\_\_\_\_

Author \_\_\_\_\_

Write about your favorite part of the story. Draw a picture of your favorite part.



---

---

---

---

---

---

---

# Math – Day 19

e

Jasmine was playing with her mom's cell phone and started making pictures using emojis. She is trying to figure out how many emojis she has in all.



She started her picture with three smiley faces. Underneath that she made four heart emojis.



*Can you help her figure out how many emojis she has?*

\_\_\_\_\_ emojis

Jasmine continued to play with her mother's phone. She made another picture that has more than seven emojis.

. What might that picture look like?

# Literacy Quick Check – Day 20

# Literacy

□ Missing

# Assignments

# LexiaCore5

# □ Reading Log

## □ Writing

# □ Dolch word list flashcards

I completed my work.


Name:

Date:

Name:

## Short-O Words




 Write as many /ō/ (**short-o**) words as you can.

A blank handwriting practice sheet with two columns. Each column contains five sets of horizontal lines: a solid blue top line, a dashed red middle line, and a solid blue bottom line. The lines are evenly spaced and extend across the width of each column.

Name: \_\_\_\_\_

Date:\_\_\_\_\_

This image shows a blank sheet of handwriting practice paper. It features four identical sets of horizontal lines arranged vertically. Each set includes three lines: a solid top line, a dashed middle line, and a solid bottom line, providing a guide for letter height and placement. The paper is otherwise empty, with no text or other markings.

# Math Quick Check – Day 20

## Math

- ☐ Missing Assignments
- ☐ Dreambox
- ☐ Fluency cards
- ☐ Practice Math Facts

I completed my work.

Name: \_\_\_\_\_

Date: \_\_\_\_\_

## Math Quick Check


Bo has 3 pencils in his pencil box.  
His mom gives him 6 new pencils.  
How many pencils does Bo have now?

3 and 6 make \_\_\_\_.

Ana has 3 red apples and 2 green apples.  
How many apples does Ana have?

3 red and 2 green  
are the same amount as \_\_\_\_.

Put 3 pieces of cereal in a bag.  
How many more pieces of cereal do you need to have 10 pieces of cereal.




$$1 + 3 =$$



$$5 - 2 =$$




$$4 - 3 =$$




$$3 + 2 =$$




$$3 - 1 =$$



$$2 + 2 =$$



$$1 + 4 =$$



$$2 - 1 =$$

# Literacy Day 21

## **Independent Reading**

Enjoy reading with and/or to your child for 30 minutes. Complete the reading response sheet after you have read a book of your choice. If you have internet access, try some of the links below for online books.

### **Free eBooks for Kindergarten**

<https://loving2read.com/kindergarten/?page=28&fbclid=IwAR2L9TkcBvFwuOX-Bc-BFu88LLLLiY2mTu5FTUH9LWkU4U5MdUpIFhLJuWI>

<http://www.rcsd1.org/schools/bookflix/>

[www.epic.com](http://www.epic.com)




Name \_\_\_\_\_ Date\_\_\_\_\_

Title \_\_\_\_\_

Author \_\_\_\_\_

Write about the characters in the story. Draw a picture of your favorite character in the story.



---

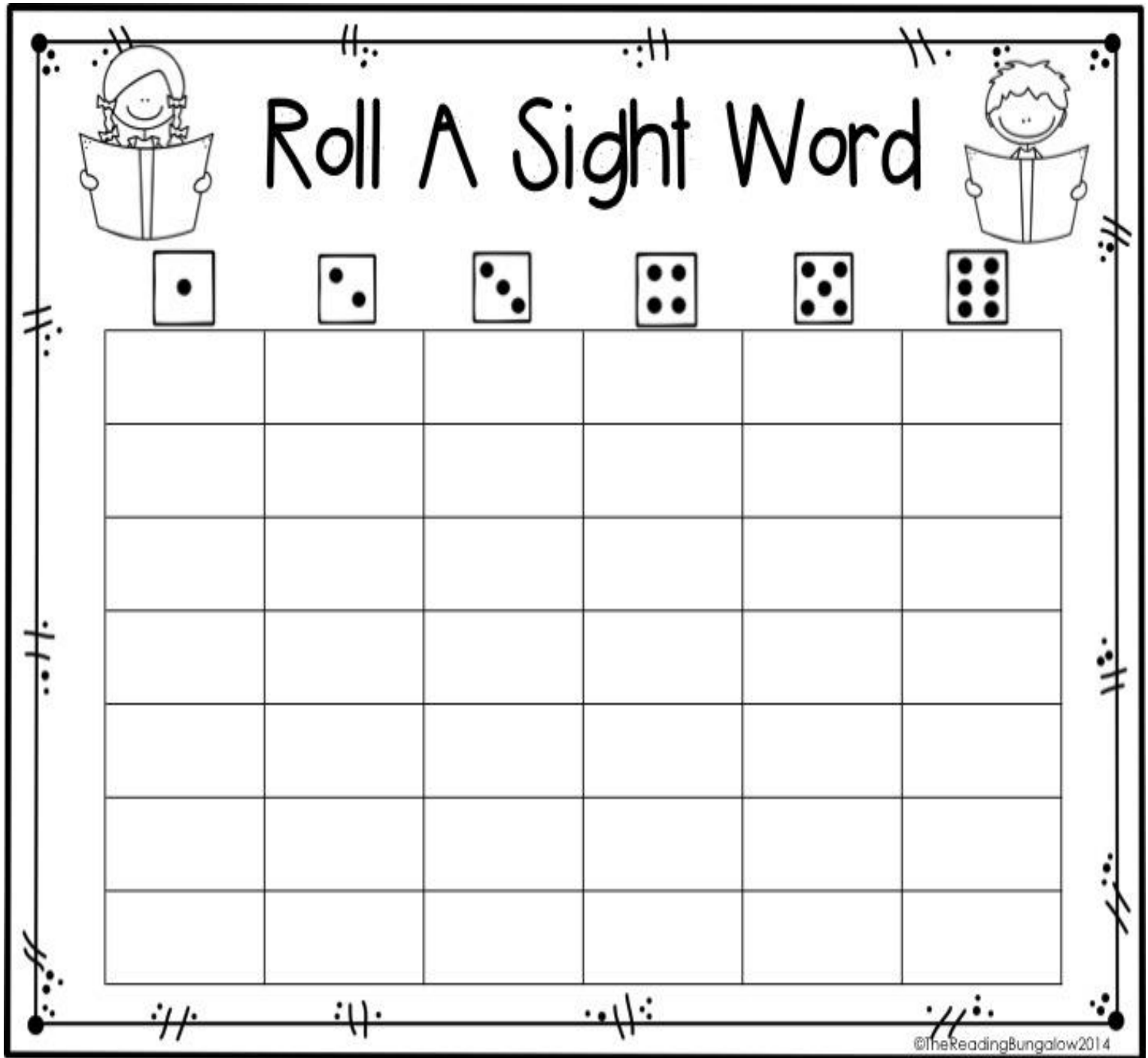
---

---

---

---

Write (top row) six high frequency words from the listed provided. The student will roll the die, say the word that is in the column they rolled, write the word while saying the spelling and then read the word again. You can have your child play until one column of words is filled in completely or until the entire board is filled out.




The game board is titled "Roll A Sight Word" in a large, playful font. It features a 6x7 grid of boxes for writing words. Above the grid, there are six dice faces showing 1 through 6 dots, corresponding to the six columns. The board is decorated with a girl reading a book on the left and a boy reading a book on the right. The entire board is framed by a decorative border with musical notes and dots.

1	2	3	4	5	6

©TheReadingBungalow2014

# Math – Day 21


Circle the objects being taken away. How many are left?

1. 
$$\begin{array}{r} 7 \\ - 4 \\ \hline 3 \end{array}$$
 

2. 
$$\begin{array}{r} 6 \\ - 2 \\ \hline \end{array}$$
 

3. 
$$\begin{array}{r} 8 \\ - 0 \\ \hline \end{array}$$
 

4. 
$$\begin{array}{r} 5 \\ - 2 \\ \hline \end{array}$$
 

5. 
$$\begin{array}{r} 4 \\ - 1 \\ \hline \end{array}$$
 

6. 
$$\begin{array}{r} 7 \\ - 6 \\ \hline \end{array}$$
 

7. 
$$\begin{array}{r} 2 \\ - 2 \\ \hline \end{array}$$
 

8. 
$$\begin{array}{r} 4 \\ - 3 \\ \hline \end{array}$$
 

Dad catches 5 fish. Some are big and some are small. How many fish are big? How many are small?



# Literacy – Day 22

## **Independent Reading**

Enjoy reading with and/or to your child for 30 minutes. Complete the reading response sheet after you have read a book of your choice. If you have internet access, try some of the links below for online books.

### **Free eBooks for Kindergarten**

<https://loving2read.com/kindergarten/?page=28&fbclid=IwAR2L9TkcBvFwuOX-Bc-BFu88LLLLiY2mTu5FTUH9LWkU4U5MdUplFhLJuWl>

<http://www.rcsd1.org/schools/bookflix/>

[www.epic.com](http://www.epic.com)

Name \_\_\_\_\_ Date \_\_\_\_\_

Title \_\_\_\_\_

Author \_\_\_\_\_

Write about favorite part of the story. Draw a picture of your favorite part of the story.



---

---

---

---

---

---

---

## Missing Initial Sounds

Write the missing letter for each word. Then write the word.



[ ] ad

\_\_\_\_\_

-----

\_\_\_\_\_



[ ] [ ] ad

\_\_\_\_\_

-----

\_\_\_\_\_



[ ] ad

\_\_\_\_\_

-----

\_\_\_\_\_



[ ] ad

\_\_\_\_\_

-----

\_\_\_\_\_



[ ] ad

\_\_\_\_\_

-----

\_\_\_\_\_

# Math – Day 22

**1** Color the frogs. Trace the numbers or symbols. Write a subtraction sentence to match the picture.

Color 4 frogs green. Cross out 2 of them.



$$4 - 2 = \underline{\quad}$$

Color 5 frogs red. Cross out 1 of them.



$$5 - 1 = \underline{\quad}$$

Color 6 frogs brown. Cross out 3 of them.



$$\underline{\quad} - \underline{\quad} = \underline{\quad}$$

**2** Subtract.

$$\begin{array}{r} 2 \\ - 1 \\ \hline \end{array}$$

$$\begin{array}{r} 3 \\ - 2 \\ \hline \end{array}$$

$$\begin{array}{r} 4 \\ - 2 \\ \hline \end{array}$$

$$\begin{array}{r} 5 \\ - 3 \\ \hline \end{array}$$

$$\begin{array}{r} 5 \\ - 4 \\ \hline \end{array}$$

$$\begin{array}{r} 6 \\ - 1 \\ \hline \end{array}$$

$$\begin{array}{r} 6 \\ - 2 \\ \hline \end{array}$$

7 children go outside to play. Some play basketball and some play soccer. How many play basketball? How many play soccer?



# Literacy – Day 23

## **Independent Reading**

Enjoy reading with and/or to your child for 30 minutes. Complete the reading response sheet after you have read a book of your choice. If you have internet access, try some of the links below for online books.

### **Free eBooks for Kindergarten**

<https://loving2read.com/kindergarten/?page=28&fbclid=IwAR2L9TkcBvFwuOX-Bc-BFu88LLLLiY2mTu5FTUH9LWkU4U5MdUplFhLJuWI>

<http://www.rcsd1.org/schools/bookflix/>

[www.epic.com](http://www.epic.com)



Name \_\_\_\_\_ Date \_\_\_\_\_

Title \_\_\_\_\_

Author \_\_\_\_\_

Write about something you learned from reading this book. Draw a picture of your favorite part of the story.



---

---

---

---

---

---

---

\_\_\_\_\_  
-----  
Name: \_\_\_\_\_

## Let's Make Sentences!

-ad words

Cut out the words. Rearrange them on the table to make sentences. Try to use an "ad" word in each sentence.

examples: I will write in my pad. My dad will sing with me.

Write the sentences on the lined paper. Don't forget to begin each sentence with a capital letter and end it with a period.

bad	glad	I	felt	with
sad	had	feel	when	will
dad	pad	we	sing	a
go	is	my	be	play
us	me	the	in	write

\_\_\_\_\_  
\_\_\_\_\_  
Name: \_\_\_\_\_

## Let's Make Sentences!

-ad words

Use your word cards to make sentences. Write the sentences.  
Begin each sentence with a capital letter and end it with a period.  
How many sentences can you make?

1.

2.

3.

4.

5.


6.

# Math – Day 23

## Show One Less

**Materials:** counters, dice, one less cards

1. Roll a number cube.
2. Make a set of counters that is **one less** than the number you rolled.
3. Use pictures, numbers, or words to show your work.
4. Continue to roll, make sets, and record your work.



1 less

\_\_ is one less  
than \_\_.

©K-5MathTeachingResources.com

\_\_ is one less than  
\_\_.

\_\_ is one less than  
\_\_.

One less than \_\_  
is \_\_.

One less than \_\_  
is \_\_.

# Literacy – Day 24

## **Independent Reading**

Enjoy reading with and/or to your child for 30 minutes. Complete the reading response sheet after you have read a book of your choice. If you have internet access, try some of the links below for online books.

### **Free eBooks for Kindergarten**

<https://loving2read.com/kindergarten/?page=28&fbclid=IwAR2L9TkcBvFwuOX-Bc-BFu88LLLLiY2mTu5FTUH9LWkU4U5MdUpIFhLJuWI>

<http://www.rcsd1.org/schools/bookflix/>


[www.epic.com](http://www.epic.com)

Name \_\_\_\_\_ Date\_\_\_\_\_

Title \_\_\_\_\_

Author \_\_\_\_\_

Write about the important things that happened in the story. Draw a picture of your favorite part of the story.



---

---

---

---

---

---

---

Word Family  
**-ad Words**

Read, trace, and write each word.

1. had

had

2. bad

bad

3. dad

dad

4. sad

sad

5. pad

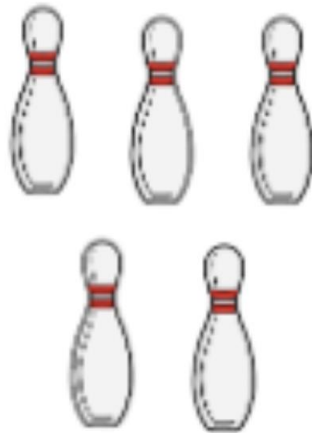
pad

6. glad

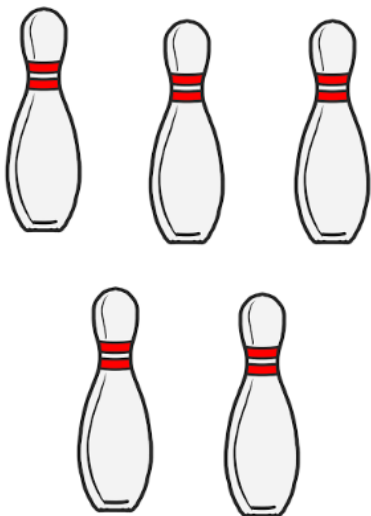
glad

## Five Bowling

Marcus wants to bowl. After he rolls the ball, he wants to leave 2 pins standing. How many should he try to knock down? How do you know?

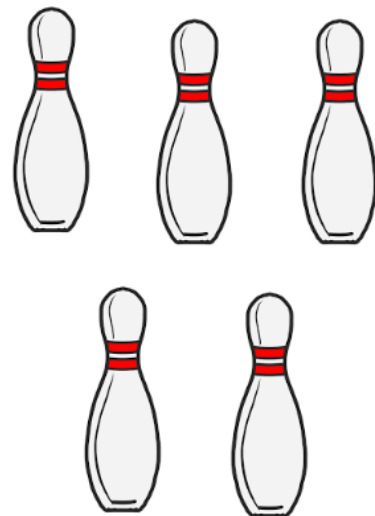


What are some other things Marcus can say about his bowling?



I knocked down \_\_\_\_\_ pins.

There are \_\_\_\_\_ pins left standing.



I knocked down \_\_\_\_\_ pins.

There are \_\_\_\_\_ pins left standing.



# Literacy Quick Check – Day 25

# Literacy

# Missing

# Assignments

# LexiaCore5

# □ Reading Log

## □ Writing

# □ Dolch word list flashcards

I completed my work.


Name:

Date:

Name: \_\_\_\_\_

## -ad Words





 Write as many **-ad** words as you can.

A blank handwriting practice sheet with two columns of lines. Each column contains five sets of lines: a solid blue top line, a dashed red middle line, and a solid blue bottom line. The lines are evenly spaced and extend across the width of each column.

Name: \_\_\_\_\_

Date: \_\_\_\_\_



# Math Quick Check – Day 25

## Math

- ☐ Missing Assignments
- ☐ Dreambox
- ☐ Fluency cards
- ☐ Practice Math Facts

I completed my work.

Name: \_\_\_\_\_

Date: \_\_\_\_\_

## Math Quick Check

4 apples were in the tree. Johnny ate 3 apples.  
How many apples are still in the tree?



There are 10 geese in the pond.  
3 geese fly away. How many  
geese are in the pond now?

There were 8 apples in the tree.  
The wind blew some apples off  
the tree. Now how many apples  
are in the tree?

# Literacy – Day 26

## **Independent Reading**

Enjoy reading with and/or to your child for 30 minutes. Complete the reading response sheet after you have read a book of your choice. If you have internet access, try some of the links below for online books.

### **Free eBooks for Kindergarten**

<https://loving2read.com/kindergarten/?page=28&fbclid=IwAR2L9TkcbvFwuOX-Bc-BFu88LLLLiY2mTu5FTUH9LWkU4U5MdUplFhLJuWl>

<http://www.rcsd1.org/schools/bookflix/>


[www.epic.com](http://www.epic.com)

Name \_\_\_\_\_ Date \_\_\_\_\_

Title \_\_\_\_\_

Author \_\_\_\_\_

Write about the important things that happened in the story. Draw a picture of your favorite part of the story.



---

---

---

---

---

---

Write an "ad" word in each bubble. Look at the picture for a clue to get started.

Name: \_\_\_\_\_



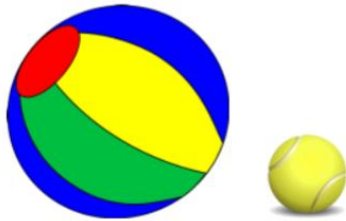
**"ad" Words**




# Math – Day 26

Look at the pictures in the boxes. Answer the questions by circling the correct picture.

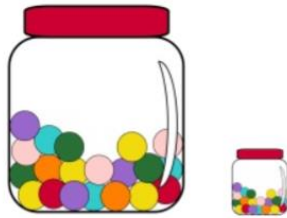
Which is bigger?



Which is smaller?




Which is smaller?



Which is bigger?



Which is smaller?



Which is bigger?



Online reading & math for K-5

[www.k5learning.com](http://www.k5learning.com)

Jake has 8 baseball hats. Some are blue and some are green. How many hats are blue? How many are green?



E

# Literacy – Day 27

## **Independent Reading**

Enjoy reading with and/or to your child for 30 minutes. Complete the reading response sheet after you have read a book of your choice. If you have internet access, try some of the links below for online books.

### **Free eBooks for Kindergarten**

<https://loving2read.com/kindergarten/?page=28&fbclid=IwAR2L9TkcBvFwuOX-Bc-BFu88LLLLiY2mTu5FTUH9LWkU4U5MdUpIFhLJuWl>

<http://www.rcsd1.org/schools/bookflix/>

[www.epic.com](http://www.epic.com)




Name \_\_\_\_\_ Date \_\_\_\_\_

Title \_\_\_\_\_

Author \_\_\_\_\_

Write about your favorite part of the story. Draw a picture of your favorite part of the story.



---

---

---

---

---

---

---

Write (top row) six high frequency words from the listed provided. The student will roll the die, say the word that is in the column they rolled, write the word while saying the spelling and then read the word again. You can have your child play until one column of words is filled in completely or until the entire board is filled out.

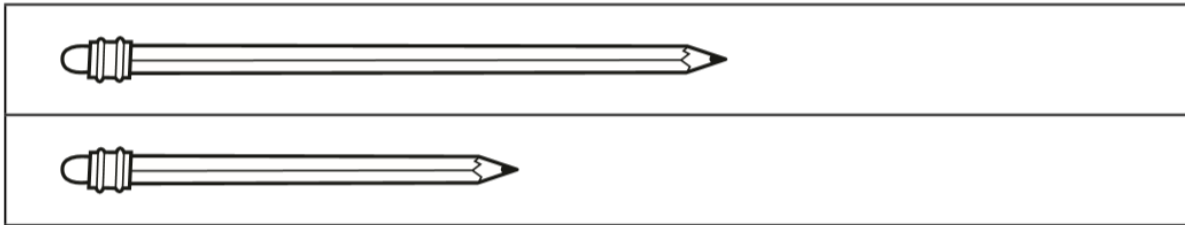
The worksheet is titled "Roll A Sight Word" in a large, playful font. Above the title are two cartoon children reading books. Below the title is a row of six dice showing faces with 1, 2, 3, 4, 5, and 6 dots. Below the dice is a grid of 42 squares (7 rows by 6 columns). The grid is decorated with musical notes and dots along its borders. The copyright notice "©TheReadingBungalow2014" is in the bottom right corner.

	1	2	3	4	5	6

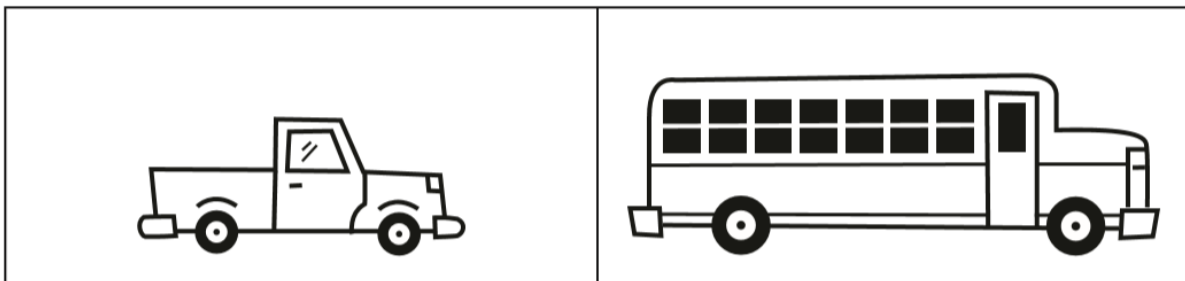
©TheReadingBungalow2014

# Math – Day 27

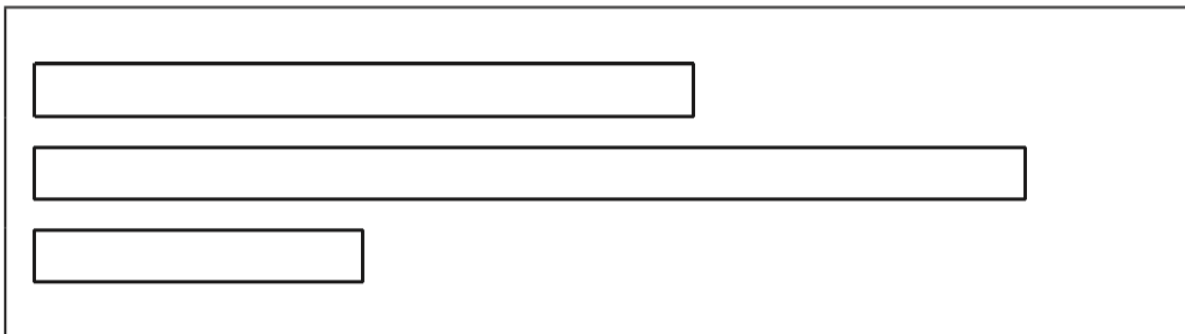
1 Draw a red X on the longer pencil. Color the shorter pencil green.



2 Color the longer vehicle yellow. Draw a circle around the shorter vehicle.



3 Color the longest ribbon blue. Color the shortest ribbon red.



6 children are swimming in a pool.  
Some are boys and some are  
girls. How many are boys? How many  
are girls?



# Literacy – Day 28

## **Independent Reading**

Enjoy reading with and/or to your child for 30 minutes. Complete the reading response sheet after you have read a book of your choice. If you have internet access, try some of the links below for online books.

### **Free eBooks for Kindergarten**

<https://loving2read.com/kindergarten/?page=28&fbclid=IwAR2L9TkcBvFwuOX-Bc-BFu88LLLLiY2mTu5FTUH9LWkU4U5MdUplFhLJuWI>

<http://www.rcsd1.org/schools/bookflix/>

[www.epic.com](http://www.epic.com)

Name\_\_\_\_\_ Date\_\_\_\_\_

Title \_\_\_\_\_

Author \_\_\_\_\_

Write about the characters in the story. Draw a picture of your favorite character.



---

---

---

---

---

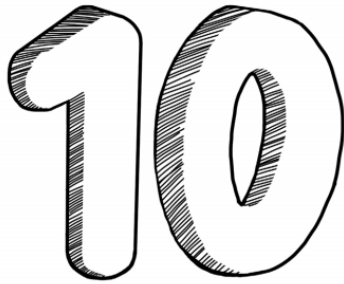
---

---

Name: \_\_\_\_\_

## Missing Initial Sounds

Write the missing letter for each word. Then write the word.




en

\_\_\_\_\_

-----

\_\_\_\_\_

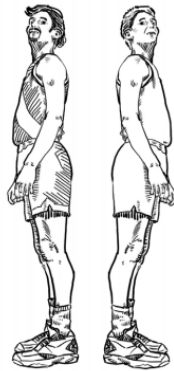


en

\_\_\_\_\_

-----

\_\_\_\_\_




en

\_\_\_\_\_

-----

\_\_\_\_\_



en

\_\_\_\_\_

-----

\_\_\_\_\_

# Math – Day 28

*\*If you do not have snap cubes, you can use a box of noodles.\**

## Is it Longer?

**Materials:** snap cubes, box of objects of various lengths




1. Make a stick of 10 snap cubes.
2. Find an object in the box that is **longer** than your stick of snap cubes.
3. Draw and label the object.
4. Repeat until you have found three different objects that are longer than your stick of snap cubes.

Draw a picture of some of the things you found that are longer than your 10 snap cubes/  
box of noodles.

Title \_\_\_\_\_

Author \_\_\_\_\_

Write about the important things that happened in the story. Draw a picture of your favorite part of the story.



---

---

---

---

---

---

---



# Literacy – Day 29

## Word Slider

-en Words

### Step 1

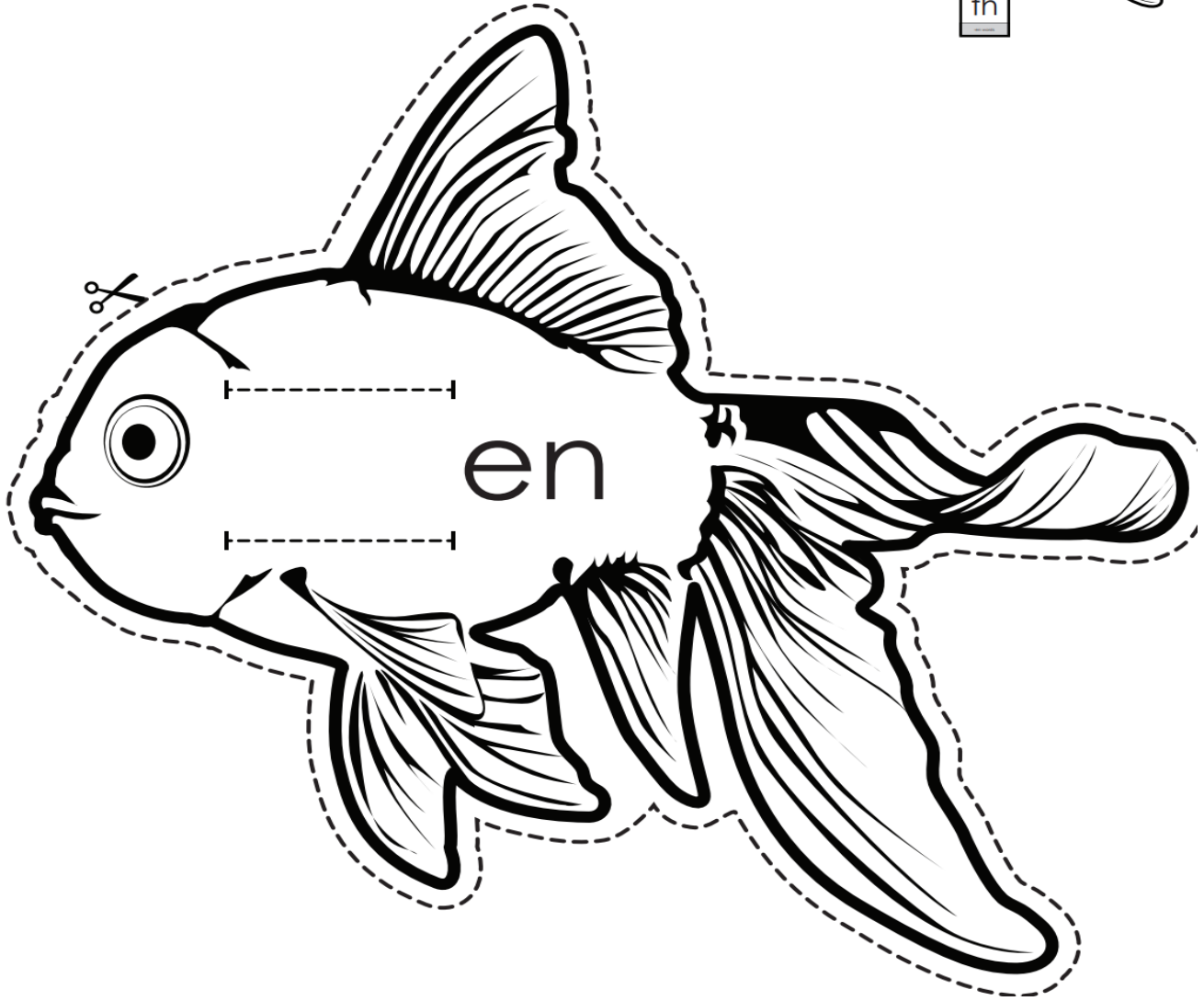

Print both pages of this file on card stock. Cut out the picture and letter strip.

### Step 2

Make slits in the picture by cutting along the dotted lines in the center of the fish.

### Step 3

Color your slider. Weave the letter strip through the fish. Students can slide the strip up and down to view words.



# Word Slider

-en Words



p

m

h

t

d

wh

th

-en words

## **Independent Reading**

Enjoy reading with and/or to your child for 30 minutes. Complete the reading response sheet after you have read a book of your choice. If you have internet access, try some of the links below for online books.

### **Free eBooks for Kindergarten**

<https://loving2read.com/kindergarten/?page=28&fbclid=IwAR2L9TkcBvFwuOX-Bc-BFu88LLLLiY2mTu5FTUH9LWkU4U5MdUpIFhLJuWl>

<http://www.rcsd1.org/schools/bookflix/>


[www.epic.com](http://www.epic.com)

Name \_\_\_\_\_ Date \_\_\_\_\_

Title \_\_\_\_\_

Author \_\_\_\_\_

Write about the important things that happened in the story. Draw a picture of your favorite part of the story.



---

---

---

---

---

---

---

# Math – Day 29

Jason got a pencil from his teacher. It was a very special pencil and he was so happy that his teacher had given him a special gift.

**He wants to tell his cousin in Florida about his new pencil.**

**How can he tell his cousin about the size of his pencil in words?**



# Literacy Quick Check – Day 30

# Literacy

□ Missing

# Assignments

# LexiaCore5

# □ Reading Log

## □ Writing

# □ Dolch word list flashcards

I completed my work.


Name:

Date:

Name:

## -en Words




 Write as many **-en** words as you can come up with.

A blank handwriting practice sheet with two columns. Each column contains five sets of horizontal lines: a solid blue top line, a dashed red middle line, and a solid blue bottom line. The lines are evenly spaced and extend across the width of each column.

Name: \_\_\_\_\_

Date:\_\_\_\_\_

A sheet of white paper designed for handwriting practice. It features five identical sets of horizontal guidelines spaced evenly down the page. Each set consists of three lines: a top solid black line, a middle dashed black line, and a bottom solid black line. These lines provide a framework for practicing letter height and placement. The paper is otherwise blank, with no text or other markings.

# Math Quick Check – Day 30

## Math

- ☐ Missing Assignments
- ☐ Dreambox
- ☐ Fluency cards
- ☐ Practice Math Facts

I completed my work.

Name: \_\_\_\_\_

Date: \_\_\_\_\_

## Math Quick Check

Color the words that describe the horse.

short


long

light

heavy



Draw a blue ring around a long insect.  
Draw a red ring around a short insect.



Draw a box that is shorter than the robot.  
Draw a tree that is taller than the robot.

