



## eLearning Day 11 Packet - K 2019-2020

Please see the activities below to complete with your child on the eLearning Day. Have your child select activities to complete at home for each area to count as attendance for the day we would have spent at school.

Child's Name: \_\_\_\_\_ Teacher: \_\_\_\_\_

**Kindergarten English Language Arts Activities:** Please complete the activities listed to complete. Check and initial the items your child completes.

### I Can Statements

- I can identify the problem and solution of the story.
- I can describe the character's actions in the story.



\_\_\_\_\_ **Activity 1: Think, Collaborate, and Discuss-** View and listen to the story Lilly's Plastic Purple Purse on YouTube by Kevin Henkes.

<https://www.youtube.com/watch?v=9fTFfmgK5Ps> Have your child complete the recording sheet beginning, Middle and end.

\_\_\_\_\_ **Activity 2: Story Elements-** Review the story Lilly's Plastic Purple Purse on YouTube. <https://www.youtube.com/watch?v=9fTFfmgK5Ps> .\_" Introduce, explain, and have your child complete the story elements recording sheet.

\_\_\_\_\_ **Activity 3):** Access LexiaCore5 and complete a minimum of 15 minutes of instruction. Please refer to login information sent home previously. **(Complete if you have internet access)**



### Reading Standards

- Standard 2: Demonstrate understanding of spoken words, syllables, and sounds
- Standard 3: Know and apply grade-level phonics and word analysis skills in decoding words
- Standard 4: Read with sufficient accuracy and fluency to support comprehension.
- Standard 6: Summarize key details and ideas to support analysis of thematic development.
- Standard 8: Analyze characters, settings, events, and ideas as they develop and interact within a particular context.

Formatted: List Paragraph


Formatted: Header Char

**Kindergarten Math Activities:** Please complete the following listed activities. Check and initial the items your child completes.

**I Can Statements:**

- I can describe objects positions using terms above, below, beside, in front of, etc.
- I can identify objects positions using above, below, beside, in front of, etc.
- I can create a repeating pattern using objects, sound, and movement.
- I can describe a repeating pattern using objects, sound, and movement.
- I can extend a repeating pattern using objects, sound, and movement.

\_\_\_\_\_ **Activity 1:** Have your child follow directions with positional words.

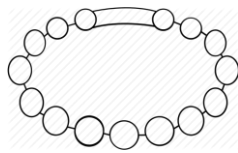


1. Draw a sun above the car.
2. Draw a face inside the car.
3. Draw grass below the car.
4. Draw a person between the car and the tree.
5. Draw rocks behind the tree.
6. Draw a flower in front of the tree.
7. Draw a ball beside the tree.

Formatted: List Paragraph

\_\_\_\_\_ **Activity 2:** Problem Solving: Read the word problem with your child. Have your child write the answer on the line provided.

I made a bracelet. First, I put on a red bead. Then I put on a green bead. Then I put on a blue bead. If this pattern continues, what color will my 10th bead be?



Your answer: \_\_\_\_\_

\_\_\_\_\_ **Activity 3:** Access Dreambox Learning and complete a minimum of 15 minutes of instruction. Please refer to login information sent home previously. **(Complete if you have internet access)**



#### Math Standards

**K.ATO.6** - Describe simple repeating patterns using AB, AAB, ABB, and ABC type patterns.

**K.G.1** - Describe positions of objects by appropriately using terms, including below, above, beside, between, inside, outside, in front of, or behind.

Formatted: Header Char

Formatted: List Paragraph

**Kindergarten Grade Science:** Please complete the activities below. Check and initial the item your child completes.

**I Can Statements:**

- I can cut out or draw pictures to show different types of weather and weather patterns.

         **Activity 1:** On the calendar provide, chart the weather each day you are out of school. Please draw and write words to describe the weather.

**March 2020**

Sun	Mon	Tue	Wed	Thur	Fri	Sat
	16	17	18	19	20	21
22	23	24	25	26	27	28
29	30	31				

Formatted: Header Char

**Science Standard**

K.E.3: The student will demonstrate an understanding of daily and seasonal weather patterns.

**Kindergarten Social Studies Activities:** Please choose 2 Social Studies activities to complete from below. Check and initial the items your child completes.

**I Can Statements:**

- I can create a natural landform such as rivers, land, and mountains

\_\_\_\_\_ **Activity 1:** Visit BrainPop at <https://jr.brainpop.com/science/land/landforms/> to learn more about landforms.

Have you child create their Landform using playdough, clay, paint, and recyclable materials.

**Social Studies Standards**

**K-1:** The student will demonstrate an understanding of his or her surroundings.

**K-1.4** Recognize natural features of his or her environment (e.g., mountains and bodies of water).

My child has completed the required learning activities during the eLearning day. This paper must be returned to your child's teacher within 3 school days of the eLearning day.

\_\_\_\_\_  
Parent Signature

\_\_\_\_\_  
Date

Formatted: List Paragraph

ELA Resources:

○ ■ ■ ■ ■ ■ ■ ■ ○

■ ■ ■ ■ ■ ■ ■ ■

■ ■ ■ ■ ■ ■ ■ ■

■ ■ ■ ■ ■ ■ ■ ■


■ ■ ■ ■ ■ ■ ■ ■

■ ■ ■ ■ ■ ■ ■ ■

■ ■ ■ ■ ■ ■ ■ ■

■ ■ ■ ■ ■ ■ ■ ■

○ ■ ■ ■ ■ ■ ■ ■ ○

 **Lilly's Purple Plastic Purse**

Share how Lilly felt in each part of the story.  
Explain why she felt that way.

Beginning
Lily felt _____ because_


Middle
Lily felt _____ because_

End
Lily felt _____ because_


Formatted: Header Char

Formatted: List Paragraph

# Problem and Solution



Problem:



Solution:

©oakdome.com

cartoons: Esa Holopainen

CCSS.ELA.Literacy.RI.4.5, 5.5

Story Elements

Formatted: Header Char