



eLearning Day 9 Packet - K 2019-2020

Please see the activities below to complete with your child on the eLearning Day. Have your child select activities to complete at home for each area to count as attendance for the day we would have spent at school.

Child's Name: _____ **Teacher:** _____

Kindergarten English Language Arts Activities: Please complete the following activities. Check and initial the items your child completes.

I Can Statements

- I can identify the characters in a book.
- I can describe the character's actions in the story.
- I can retell the main idea.

_____ **Activity 1: Think, Collaborate, and Discuss-** Using the link, <https://www.youtube.com/watch?v=xFJ5erFOc0w> read or listen to the story (The Recess Queen by Alexis O'Neill) with your child. Have your child verbally retell the story using the beginning (first), middle (next), end (last) strategy. Then have your child use drawings to retell the story. (See resource attached)

_____ **Activity 2: Story Elements-** Listen to the story again. Have your child explain how Jean and Katie Sue are alike and how they are different. Then have your child complete the compare and contrast sheet. (See resource attached)

_____ **Activity 3:** Access LexiaCore5 and complete a minimum of 15 minutes of instruction. Please refer to login information sent home previously.



(Complete if you have internet access)

Reading Standards

Standard 4: Read with sufficient accuracy and fluency to support comprehension.

Standard 8: Analyze characters, settings, events, and ideas as they develop and interact within a particular context.

Standard 6: Summarize key details and ideas to support analysis of central ideas.

Formatted: List Paragraph

Formatted: Header Char

Kindergarten Math Activities: Please complete the following listed activities. Check and initial the items your child completes.

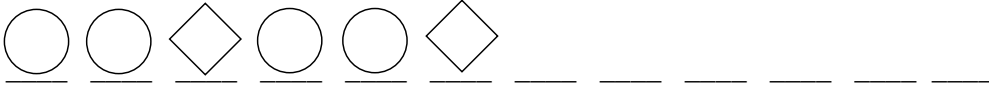
I Can Statements:

- I can create, describe, and extend a repeating pattern using objects, sound, and movement.
- I can represent data using objects graphs.
- I can draw conclusions from graphs.

_____ **Activity 1:** Access videos on YouTube "We See Patterns Everywhere" by Comptabteacher (<https://www.youtube.com/watch?v=UuAYp6O8GwU>). Practice with your child to see if they can identify the patterns of the different colored shapes.

_____ **Activity 2:** Ask your child to look at the pattern AAB. Have your child complete the patterns below.

Continue the AAB pattern by drawing the shapes that come next.



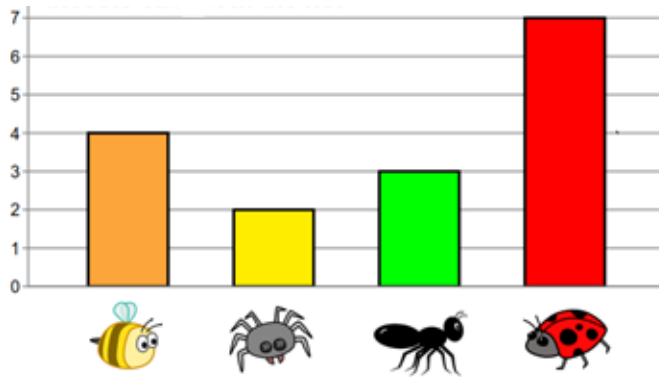
Can you make an AAB pattern with these pictures?



_____ **Activity 3:** Access Dreambox Learning and complete a minimum of 15 minutes of instruction. Please refer to login information sent home previously. **(Complete if you have internet access)**

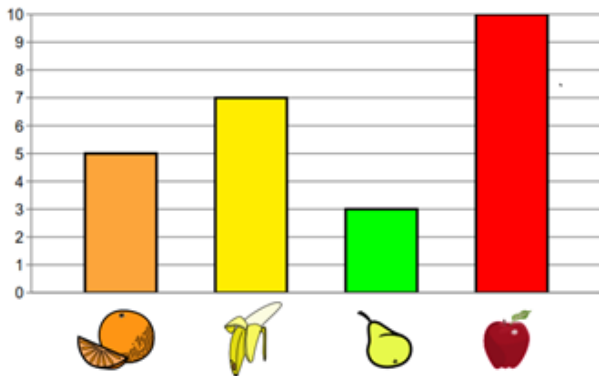


Activity 4: Have your child read the bar graphs and answer the questions.



Which insect was caught the most? _____

Kids' Favorite Fruits



How many kids liked...

Oranges? _____

Banana? _____

Pear? _____

Apple? _____

Kindergarten Grade Science: Please complete the following activities. Check and initial the item your child completes.

Math Standards


K.ATO.6 - Describe simple repeating patterns using AB, AAB, ABB, and ABC type patterns.

K.MDA.4 - Represent data using object and picture graphs and draw conclusions from the graphs.

I Can Statements:

- I can describe what a plant needs to grow.

_____ **Activity 1:** Read to or have your child read the book, *Grow, Vegetables, Grow!* (See resource attached) After the book, have your child draw a picture of themselves growing a vegetable garden. Make sure he/she includes the things a plant needs to grow.



_____ **Activity 2:** Listen to or read aloud *Growing Vegetable Soup* by Lois Elhert. After the book, have your child describe and draw pictures of foods that grow underground or in a tree.
<https://www.youtube.com/watch?v=LRDyngCgAj4>

Science Standard

K.L.2A-The environment consists of many types of organisms including plants, animals, and fungi. Organisms depend on the land, water, and air to live and grow. Animals cannot make their own food and get energy from other sources. Animals (including humans) use different body parts to obtain food and other resources needed to grow and survive. Organisms live in areas where their needs for air, water, nutrients, and shelter are met.

Kindergarten Social Studies Activities: Please complete the Social Studies activity listed below. Check and initial the items your child completes.

I Can Statements:

- I can find create a flip book about the natural places such as rivers, land, and mountains.

_____ **Activity 1:** Visit YouTube at https://www.youtube.com/watch?v=KWTDmg8OI_Y to learn more about landforms

Your child will create a flip book on the different landforms.

Formatted: List Paragraph

Social Studies Standards

K-1.4 Recognize natural features of his or her environment (e.g., mountains and bodies of water).

My child has completed the required learning activities during the eLearning day. This paper must be returned to your child's teacher within 3 school days of the eLearning day.

Parent Signature

Date

Formatted: Header Char

ELA Resources:

Name: _____

Title: _____

Story Retell






Draw three pictures that retell the story you just read.

First

Next

Last

Circle the central message or lesson of this story.



KindnessBraveryFriendshipHonestyResponsibility



Katie Sue



Jean

Formatted: List Paragraph


Formatted: Header Char

1. Cut out the character traits.
2. Think about each characters' actions and words. Decide which character traits belong to each character.
3. Paste them in the correct location in the Venn Diagram.

Character Traits


bossy	cheerful	friendly
cruel	loud	brave
greedy	energetic	clever
Changes in the story.	Likes to jump rope.	Stood up to a bully.

Formatted: List Paragraph



Written by Alyse Sweeney
Illustrated by Michelle King
www.readinga-z.com


Grow, Vegetables, Grow!



LEVELLED BOOK • D

Grow, Vegetables, Grow!

Written by Alyse Sweeney • Illustrated by Michelle King
www.readinga-z.com



Grow, Vegetables, Grow!
A Reading A-Z Level D Levelled Book • Word Count: 67

Reading A-Z

Visit www.readinga-z.com for thousands of books and materials.

Formatted: Header Char



I water the carrot plants.
Grow, carrots, grow!

Book 116 - 1 year old

3



I water the pepper plants.
Grow, peppers, grow!

Book 116 - 1 year old

4



I water the tomato plants.
Grow, tomatoes, grow!

Book 116 - 1 year old

5



I water the green bean plants.
Grow, green beans, grow!

Book 116 - 1 year old

6



I water the onion plants.
Grow, onions, grow!

Book 118 - 1 year old

7



I water the cucumber plants.
Grow, cucumbers, grow!

Book 119 - 1 year old

8



I water the pea plants.
Grow, peas, grow!

Book 120 - 1 year old

9



Grow, vegetables, grow!
I want to make a salad!

Book 121 - 1 year old

10