



eLearning Day 7 Packet - K 2019-2020

Please see the activities below to complete with your child on the eLearning Day. Have your child select activities to complete at home for each area to count as attendance for the day we would have spent at school.

Child's Name: _____ Teacher: _____

Kindergarten English Language Arts Activities: Please complete the following listed activities. Check and initial the items your child completes.

I Can Statements

- I can compare and contrast the story.
- I can identify the short vowel /i/ sound.



_____ **Activity 1: Think, Collaborate, and Discuss-** Read the story to your child, or listen to your child, read the story "My New School." Using the discussion cards provided, have your child choose a card and write a response.

_____ **Activity 2: Story Comprehension-** Reread or listen to your child, read the story "My New School." Introduce, explain, and have your child complete the Compare and Contrast recording sheet.

_____ **Activity 3: Short vowel /i/ sounds-**After rereading the story "My New School." have your child to write the word for the picture using the short vowel /i/ sound. (Examples- pig, wig, and jig.)

_____ **Activity 4:** Access LexiaCore5 and complete a minimum of 15 minutes of instruction. Please refer to login information sent home previously. **(Complete if you have internet access)**



Reading Standards

Standard 3: Know and apply grade-level phonics and word analysis skills in decoding words
Standard 4: Read with sufficient accuracy and fluency to support comprehension.
Standard 6: Summarize key details and ideas to support analysis of thematic development.
Standard 8: Analyze characters, settings, events, and ideas as they develop and interact within a particular context.

Formatted: List Paragraph

Formatted: Header Char

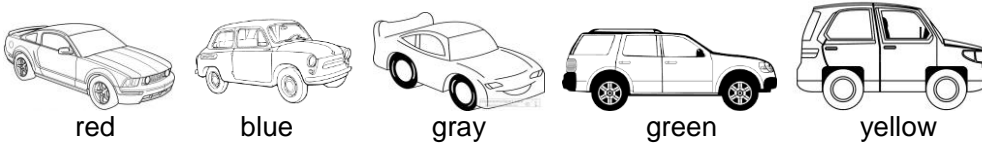
Kindergarten Math Activities: Please complete the following listed activities. Check and initial the items your child completes.

I Can Statements:

- I can use ordinal numbers 1st-5th to identify order
- I can use ordinal numbers to describe the position of objects in a sequence.
- I can create a repeating pattern using objects, sound, and movement.
- I can describe a repeating pattern using objects, sound, and movement.
- I can extend a repeating pattern using objects, sound, and movement.

_____ **Activity 1:** Problem Solving: Read the word problem with your child. Have your child write the answer on the line provided.

If you move the green car and put it at the end, what position will the red car be in now? How do you know?



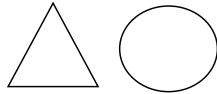
Your answer: _____

_____ **Activity 2:** Access videos on YouTube “Pump Up the Pattern | Fun Exercise Song for Kids” by Jack Hartmann Kids Music Channel (<https://www.youtube.com/watch?v=hoFhVdYsmPg>) and “The Patterns Practice Song | Math Songs” by Scratch Garden (<https://www.youtube.com/watch?v=MBjixSx45-Q>). These videos teach basic pattern recognition through exercise and song.

Formatted: List Paragraph

_____ **Activity 3:** Have your child complete the pattern below.

Can you draw an AB pattern using these shapes?



Draw it here:

_____ **Activity 4:** Access Dreambox Learning and complete a minimum of 15 minutes of instruction. Please refer to login information sent home previously. **(Complete if you have internet access)**



Math Standards

K.NS.5 - Count a given number of objects from 1-20 and connect this sequence in a one-to-one manner.

K.NS.9 - Identify first through fifth and last positions in a line of objects.

K.ATO.6 - Describe simple repeating patterns using AB, AAB, ABB, and ABC type patterns.

Formatted: Header Char

Kindergarten Grade Science: Please complete the flowing activities. Check and initial the items your child completes.

I Can Statements:

- I describe parts of the plant.
- I can tell about the life cycle of a plant.

_____ **Activity 1:** With guidance, visit this website:

<https://jr.brainpop.com/science/plants/>

Look through and talk about *the plant life cycle* and *parts of the plants* sections with your child. After looking through each plant selection, have your child complete the games, quizzes, and writing prompt connected to the plant sections.

_____ **Activity 2:** Have your student complete the plant life cycle sheet.

Science Standard

K.L.2A-The environment consists of many types of organisms including plants, animals, and fungi. Organisms depend on the land, water, and air to live and grow. Animals cannot make their own food and get energy from other sources. Animals (including humans) use different body parts to obtain food and other resources needed to grow and survive. Organisms live in areas where their needs for air, water, nutrients, and shelter are met.

Kindergarten Social Studies Activities: Please complete the Social Studies activity listed below. Check and initial the item.

I Can Statements:

- I can read a map by using map symbols.
- I can find my school, home, neighborhood, city, and state on a map.
- I can create a map of places I go often (home, school, and neighborhood).
- I can make connections to places I go.
- I can find natural places on a map such as rivers, land, and mountains.

_____ **Activity 1:** Carowinds is a big place to visit. Imagine that you have opened up a theme park of your own. Create a map with key to your theme park on another sheet of paper.

Social Studies Standards

K-1: The student will demonstrate an understanding of his or her surroundings.

K-1.1 Identify the location of his or her home, school, neighborhood, and city or town on a map.

K-1.2 Illustrate the features of his or her home, school, and neighborhood by creating maps, models, and drawings.

K-1.4 Recognize natural features of his or her environment (e.g., mountains and bodies of water).

My child has completed the required learning activities during the eLearning day. This paper must be returned to your child's teacher within 3 school days of the eLearning day.

Parent Signature

Date


My New School Discussion Cards

 My New School

The girl seems excited
about her new school.
How can you tell?

Analyze


Reading A-Z

 My New School

Is the story
My New School real
or make-believe?
How do you know?

Realistic/Fantasy


Reading A-Z

 My New School

*The girl is at preschool
in the morning.*
Is this statement a fact
or an opinion?
How do you know?

Fact or Opinion

Reading A-Z

 My New School

What are some other
things you might do
at school?

Compare

Reading A-Z

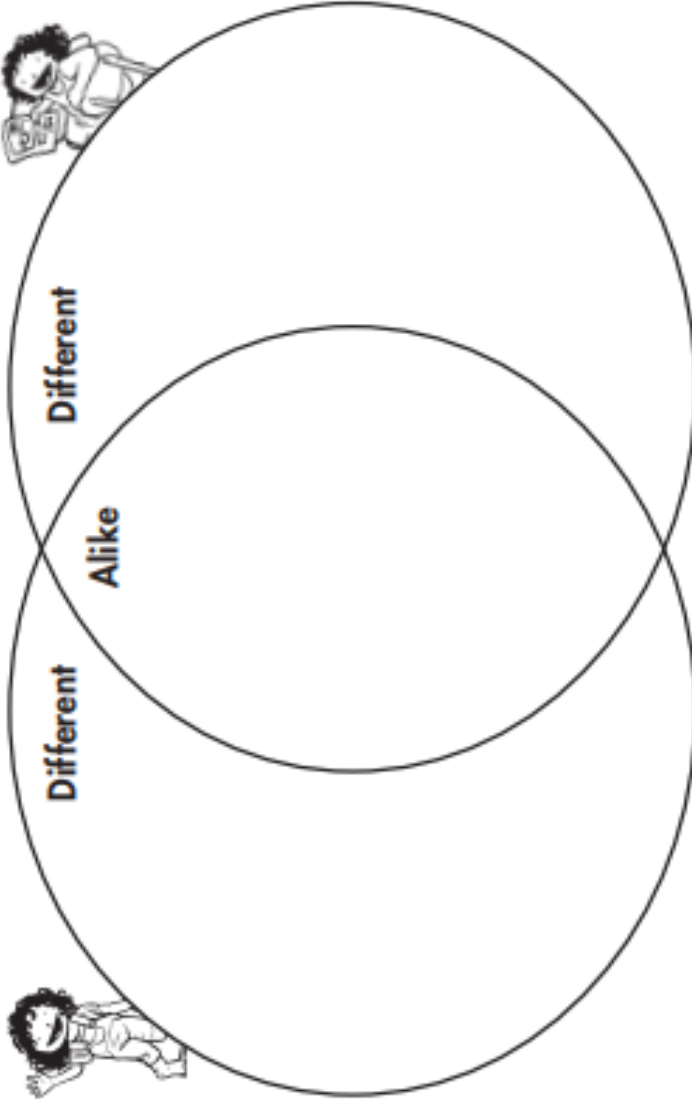
Formatted: List Paragraph

Formatted: Header Char

Name _____

Reading A-Z

My New School - Level B • 1



Instructions: Have the children write the headings, *Peaschop* and *New School* on the Venn diagram. Then have them compare and contrast the two schools.

© Learning A-Z All rights reserved.

Skill: Compare and Contrast

www.readinga-z.com

Short i Vowel

Name _____

Reading A-Z







My New School - Level 1 B - 2













Short i: Short /i/ No use!

Instructions: Have the children write the short /i/ words on the lines under the pictures.

© Learning A-Z. All rights reserved.

www.readinga-z.com

Formatted: List Paragraph

Formatted: Header Char

Formatted: List Paragraph



Reading A-Z
www.readinga-z.com
the thousands of books and resources



My New School

www.readinga-z.com

Formatted: Header Char



I have friends
at my preschool;
I will have friends
at my new school, too!

My New School



Written by Marilynne Austin
Illustrated by Christopher
www.nattington.com

I will learn to read
and write at my new school.



Formatted: List Paragraph

Formatted: Header Char



My teacher reads
stories at preschool.



I go to preschool now.
Soon I will go
to a new school.



I will be at my
new school all day.



My preschool
is in the country.



I go to preschool
in a car.



I will take the bus
to my new school.



My new school
is in the city.



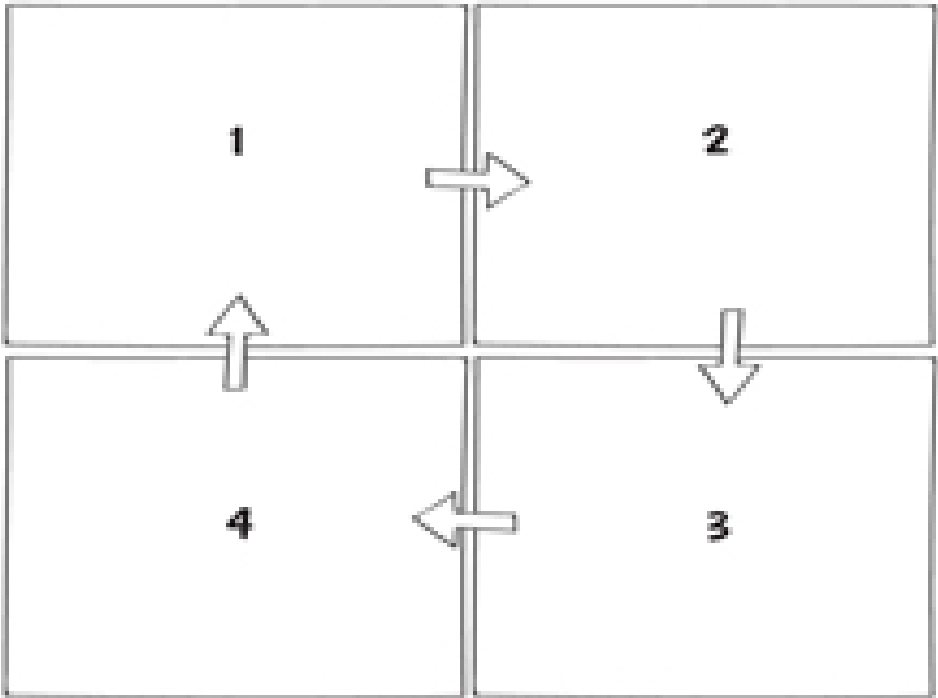
I am at preschool
in the morning.

Science Resources:

Life Cycle of a Plant

Color and cut out the pictures and paste them in order

Name: _____



www.cleverideas.net.com

