



Prekindergarten eLearning Daily Activities



Dear Richland One Families,

Thank you for your support, patience, and flexibility during what has proven to be a time marked with immense uncertainty. You truly are what makes our school district R1Strong!

In this packet, you will find learning activities for your child. In the “Everyday Learning” section, you will find learning activities that students should complete each school day. These include activities such as reading daily, writing about what was read, and practicing math fluency. Activities in the “Daily Learning Assignments” section are labeled by the day number. Your child’s teachers may contact you regarding additional assignments. In that case, the teachers’ assignments should be completed first, and the assignments in this packet should be completed as time permits.

Students should be able to complete some of the assignments independently; however, there will be some assignments that require your support. While we expect students to work hard each day, they may or may not complete all of the listed assignments. Children may return to a previous day’s work to complete any missed assignments, or move ahead if they have completed assignments quickly. To allow for all students to work at their own pace, we have planned for more assignments than are needed at this time. Furthermore, if your child qualifies for accommodations through either an IEP or 504, please connect with the teacher or other service provider to ensure accommodations are provided.

In the coming days, additional learning activities will be posted to the Richland One website (www.richlandone.org) as well as on our Richland One Television Channel (ROTV). You may contact your child’s teacher for assistance using the already established communication protocol. Additionally, teachers will continue to provide office hours daily from 9:30 a.m. – 11:00 a.m. and 1:00 p.m. – 2:30 p.m.

In closing, we hope that you and your family are able to stay healthy and safe. If you have questions, please do not hesitate to reach out to your child’s teacher and/or principal.

Office of Early Childhood Education
Division of Teaching and Learning

Everyday Learning Activities

Select one activity per day. Check the box once completed.

Monday	Tuesday	Wednesday	Thursday	Friday
<ul style="list-style-type: none"> Practice writing your first and last names Read a story Run in place for 20 seconds 	<ul style="list-style-type: none"> Practice writing your first and last names Count to 20 Look for and count how many circles you have in your house 	<ul style="list-style-type: none"> Practice writing your first and last names Read a story Practice identifying numbers 0-5 	<ul style="list-style-type: none"> Practice writing your first and last names Read a story Practice identifying your letters (10 mins) 	<ul style="list-style-type: none"> Practice writing your first and last names Read a story Draw a picture of something fun you did
<ul style="list-style-type: none"> Practice writing your first and last names Read a story Count to 10 	<ul style="list-style-type: none"> Practice writing your first and last names Read a story Count to 20 	<ul style="list-style-type: none"> Practice writing your first and last names Read a story Recite your favorite nursery rhyme 	<ul style="list-style-type: none"> Practice writing your first and last names Read a story Do 20 jumping jacks 	<ul style="list-style-type: none"> Practice writing your first and last names Read a story Look for and count how many triangles you have in your house.
<ul style="list-style-type: none"> Practice writing your first and last names Read a story Take a walk and look for signs of spring 	<ul style="list-style-type: none"> Practice writing your first and last names Read a story Count to 20 	<ul style="list-style-type: none"> Practice writing your first and last names Read a story Create a dance to your favorite song 	<ul style="list-style-type: none"> Practice writing your first and last names Read a story Talk about your favorite book 	<ul style="list-style-type: none"> Practice writing your first and last names Read a story Do 8 pushups
<ul style="list-style-type: none"> Practice writing your first and last names Read a story Sing the alphabet song 	<ul style="list-style-type: none"> Practice writing your first and last names Read a story Look for and count how many squares you have in your house. 	<ul style="list-style-type: none"> Practice writing your first and last names Read a story Look for and count how many rectangles you have in your house 	<ul style="list-style-type: none"> Practice writing your first and last names Read a story Draw a picture of your family 	<ul style="list-style-type: none"> Practice writing your first and last names Read a story Count to 20
<ul style="list-style-type: none"> Practice writing your first and last names Read a story Count to 20 	<ul style="list-style-type: none"> Practice writing your first and last names Read a story Recite your favorite nursery rhyme and talk about rhyming words 	<ul style="list-style-type: none"> Practice writing your first and last names Read a story 	<ul style="list-style-type: none"> Practice writing your first and last names Read a story Draw a picture of your favorite place to visit 	<ul style="list-style-type: none"> Practice writing your first and last names Read a story Count how many steps it takes to get from your bedroom to the kitchen
<ul style="list-style-type: none"> Practice writing your first and last names Read a story Sing your favorite song 	<ul style="list-style-type: none"> Practice writing your first and last names Read a story 	<ul style="list-style-type: none"> Practice writing your first and last names Read a story Count to 20 	<ul style="list-style-type: none"> Practice writing your first and last names Read a story Do 10 jumping jacks 	<ul style="list-style-type: none"> Practice writing your first and last names Read a story Count how many steps it takes to get from your room to the bathroom

Students with access to devices and internet may complete Lexia Core5 lessons for 30 minutes per day.

Literacy- Day 1

Read Aloud

C c

Crazy cat, cuddly cat, cool cat, too.
Come into my store, I have cute cats for you.

Candy, cookies, caramel cake, too.
Come into my store, I have crispy crunchies for you.

Camels, coyotes, and cobras, too.
Come to where the animals live in a zoo.

Carrots, cauliflower, and cucumbers, too.
Come into my garden, I have crisp veggies for you.

Now read this rhyme both fast and slow,
And find all the C words as you go.



Shared Reading

- Listen to the chant.
- Read the chant together.
- Find and circle the letter 'Cc'.
- How many times do you see the letter 'Cc'?
- What words can you name that begin with the letter 'Cc'?

Word Study

- **A**
- **big**
- **one**

Word Activity to practice:

Write the words 'a', 'big' and one. Review the word 'a'. Cut the words 'big' and one into separate letters. Practice spelling and putting the words back together in the correct order.

Writing (If more space is needed, complete your work on another page.)

Write and illustrate a picture about a big dog using the story paper below.

Name _____

C c



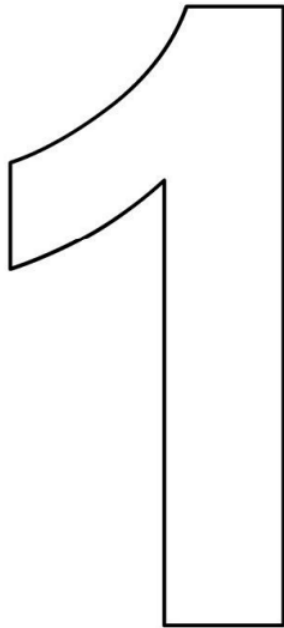
Cat cat



Math – Day 1

Number of the Day

Color the number below. What number is this?



Trace and Write

Trace and write the number 1.



Problem of the Day

Circle the smallest object in each row.



Literacy – Day 2

Read Aloud

M m

Many mazes are found in the mind.
Mighty mice sneak up from behind.

Magic magpies fly as though merry,
Carrying a message meant for Miss Carrie.

Mud pies, metal men, and mystery snow,
Mothers mixing up words we should know.

Now chase the mice back into the maze,
Or the mice will get messy in so many ways.

Now read this rhyme both fast and slow,
And find all the M words as you go.



Shared Reading

- Listen to the chant.
- Read the chant together.
- Find and circle the letter 'Mm'.
- How many times do you see the letter 'Mm'?
- What words can you name that begin with the letter 'Mm'?

Word Study

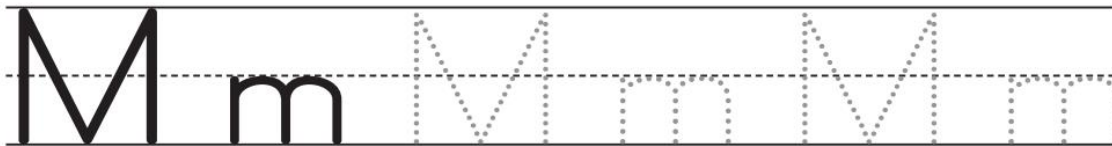
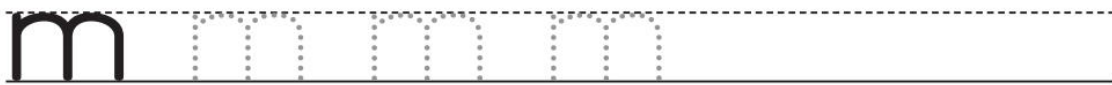
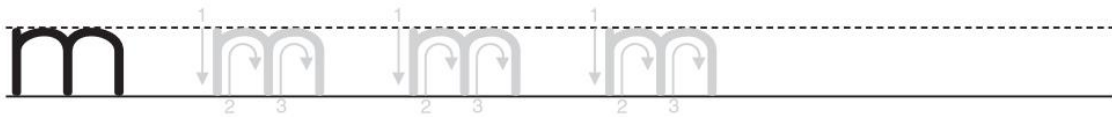
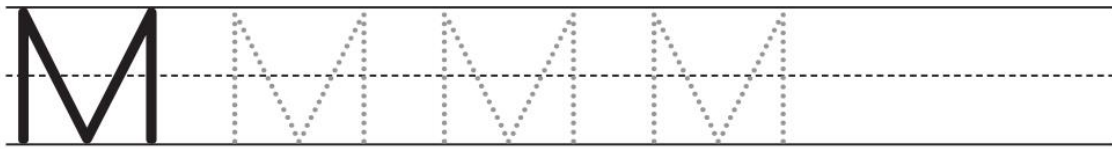
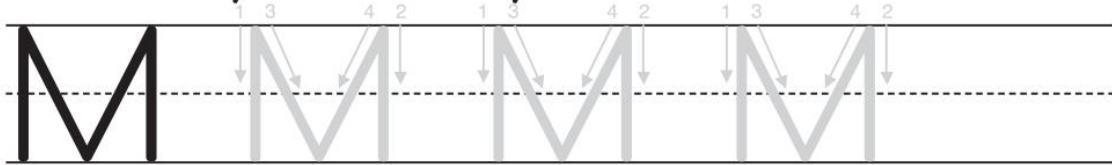
- **two**

Write the word 'two'. Cut the word 'two' into separate letters. Practice spelling and putting the word back together in the correct order.

Name _____

M m

Monkey monkey



Math – Day 2

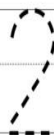
Number of the Day

Color the number below. What number is this?



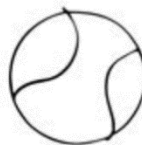

Trace and Write

Trace and write the number 2.



Problem of the Day

Look at each box. Circle the largest object in each box.



Literacy – Day 3

Read Aloud

A a

Ant, apple, and answer, too,
Adam, Alice, and Abbie Sue.

A is the first letter in the alphabet.
A nicer letter I've never met.

Ape, apron, and tummy ache.
How many A words can you make?

Many words and names begin with A,
Like Amy, anchor, arm, and away.

Now read this rhyme both fast and slow,
And find all the A words as you go.



Shared Reading

- Listen to the chant.
- Read the chant together.
- Find and circle the letter 'Aa'.
- How many times do you see the letter 'Aa'?
- What words can you name that begin with the letter 'Aa'?

Word Study

- and
- three

Write the words 'and' and 'three'. Cut the words into separate letters. Practice spelling and putting the words back together in the correct order.

Writing (If more space is needed, complete your work on another page.)

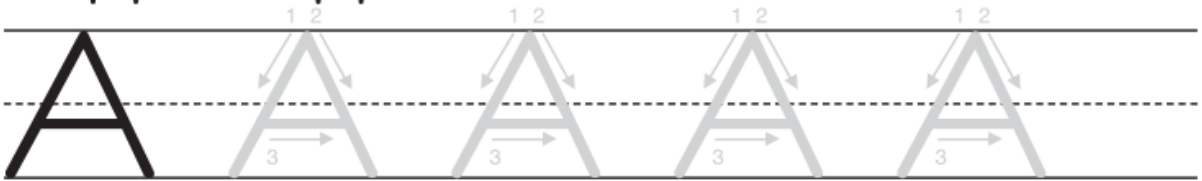
Write and illustrate a picture about the three little pigs using the story paper below.

Name _____

A a



Apple apple



Math – Day 3

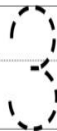
Number of the Day

Color the number below. What number is this?



Trace and Write

Trace and write the number 3.



Problem of the Day

Count the objects and color the amount.



Literacy – Day 4

Read Aloud

T t

Teach the tiger to tie his shoe?
What a terrible thing to do.

Bet the turtle can tell the time?
Better pay the tiny dime.

Tyler's team should win the race.
But tighten his shoelace just in case.

Take the toy top from the ice.
Ten small toddlers play quite nice.

Now read this rhyme both fast and slow,
And find all the T words as you go.

Reading a-z

Shared Reading

- Listen to the chant.
- Read the chant together.
- Find and circle the letter 'Tt'.
- How many times do you see the letter 'Tt'?
- What words can you name that begin with the letter 'Tt'?

Word Study

- blue
- can

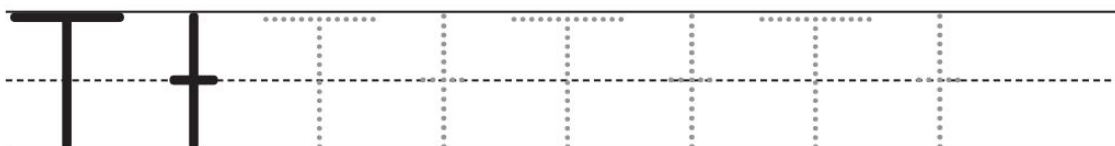
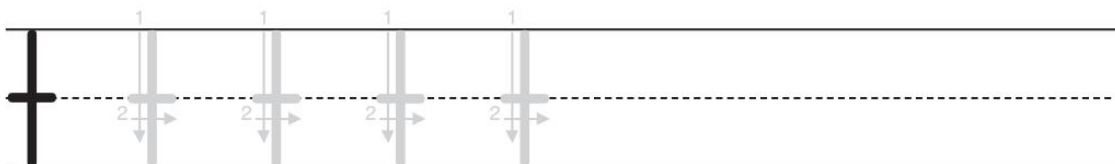
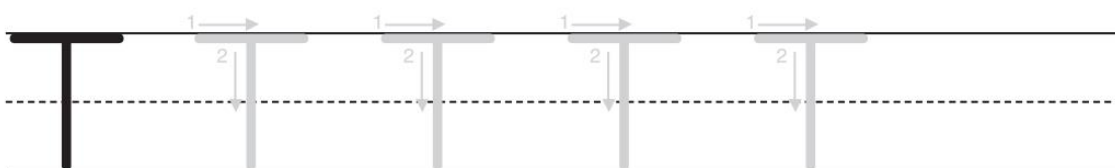
Write the words 'blue' and 'can'. Cut the words into separate letters. Practice spelling and putting the words back together in the correct order.

Name _____

T t




Turtle turtle



Math – Day 4

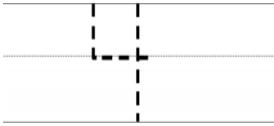
Number of the Day

Color the number below. What number is this?



Trace and Write



Trace and write the number 4.



Problem of the Day

What's Different?

Directions: Look at the pictures in each row. Circle the picture that is different.



Literacy – Day 5

Read Aloud

- Review the chants from this week.

Find the letters 'Cc', 'Mm', 'Aa', and 'Tt' in the chants from this week.

Word Study

- Review the chants from this week.

Practice writing and spelling the words from this week.

Math – Day 5

Number of the Day

Review the numbers 1, 2, 3, and 4 from this week by practicing your writing of the numbers and counting objects.

Draw a Picture

Draw a picture that has:

1 _____

2 _____

3 _____ and

4 _____. (With someone's help fill in the blank with items you would like to draw in your picture.)

Problem of the Day

Find three different objects in your house that you have a small collection of and create a bar graph to see which item you have the most of and which item you have the least of. An example is shown below.



Literacy – Day 6

S s

Slithery snakes and salamanders, too,
Sleepy dogs and slippery fish for you.

Sticky slugs and really slow snails,
Snapping turtles with spiny tails.

Slushy snow and spearmint tea,
Speedy cars and spelling bees.

So many sounds begin with S,
I'm out of space, I must confess.

Now read this rhyme both fast and slow,
And spot all the S words as you go.

 Reading a-z

Shared Reading

- Listen to the chant.
- Read the chant together.
- Find and circle the letter 'Ss'.
- How many times do you see the letter 'Ss'?
- What words can you name that begin with the letter 'Ss'?

Word Study

- **come**

Write the word 'come'. Cut the word into separate letters. Practice spelling and putting the word back together in the correct order.

Writing (If more space is needed, complete your work on another page.)

Write and illustrate a picture about a slithery snake.

Name _____

 Reading A-Z

S s



Snake snake

S S S S S

S S S S S

s s s s s

s s s s s

S s S s S s S s

Zaner-Bloser Letter Formation Practice Sheets • Letter S • 1

Math – Day 6


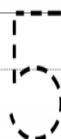
Number of the Day

Color the number below. What number is this?



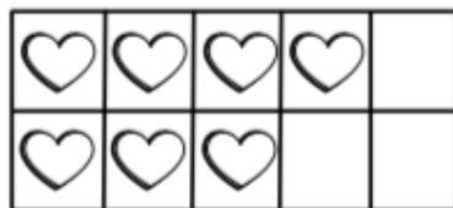
Trace and Write

Trace and write the number 5.



Problem of the Day

Solve the math problem.



$$4 + 3 =$$

Literacy – Day 7

Read Aloud

R r

Rattlesnake Ricky hissed in the heat.
He rattled his rattles and thought they were neat.

But when Rattlesnake Ricky
looked up from the ground,
The other reptiles were not to be found.

Ricky was lonely and thought he would rest.
Snakes roaming alone never felt at their best.

So Ricky wrapped his rattles in grass that bends,
Still hoping for Raven and Raccoon as friends.

Now read this rhyme both fast and slow,
And find all the R words as you go.



Shared Reading

- Listen to the chant.
- Read the chant together.
- Find and circle the letter 'Rr'.
- How many times do you see the letter 'Rr'?
- What words can you name that begin with the letter 'Rr'?

Word Study


- up
- down

Write the words 'up' and 'down'. Cut the words into separate letters. Practice spelling and putting the words back together in the correct order.

Math – Day 7


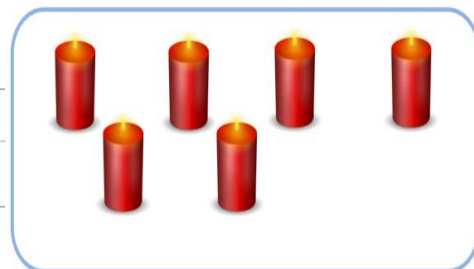
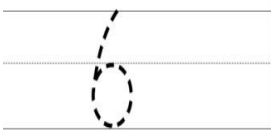
Number of the Day

Color the number below. What number is this?



Trace and Write

Trace and write the number 6.



Problem of the Day

Farm Animal Patterns

Directions: Cut and paste the pictures to complete each pattern.



Paste Here



Literacy – Day 8

Read Aloud

I i

Igloos, inchworms, and impish delights,
Everything I is inching toward light.

Icicles, ice cream, an island beach,
Illness, insects, and an icy peach.

I words all over, in every space,
Itchy ideas, and an important face.

Look in the mirror at your image today.
The I is you, improving in many ways.

Now read this rhyme both fast and slow,
And find all the I words as you go.



Shared Reading

- Listen to the chant.
- Read the chant together.
- Find and circle the letter 'Ii'.
- How many times do you see the letter 'Ii'?
- What words can you name that begin with the letter 'Ii'?

Word Study

- **find**

Write the word 'find'. Cut the word into separate letters. Practice spelling and putting the word back together in the correct order.


Writing (If more space is needed, complete your work on another page.)

Write and illustrate a picture about your favorite flavored ice cream.

Math – Day 8

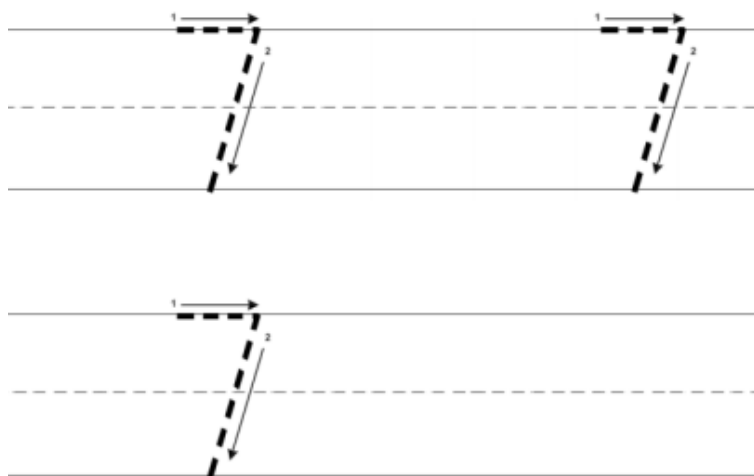
Number of the Day

Color the number below. What number is this?



Trace and Write







Trace and write the number 7.



Problem of the Day

Count & Color

Directions: Count and color the ducks in each pond. Cut and paste the correct number to match.

	Paste Here		Paste Here
	Paste Here		Paste Here
	Paste Here		Paste Here

1 2 3 4 5 6

Literacy – Day 9

Read Aloud

P p

Purple people eat pumpkin pies.
Purple people make paper ties.

Purple people have pillow fights.
Purple puppies like pretty kites.

Purple puppies chase pussy cats.
Purple puppies pick pinkish hats.

Purple puppies wearing purple jeans
are parading through the painter's scenes.

Now read this rhyme both fast and slow,
And find all the P words as you go.

Reading a-z

Shared Reading

- Listen to the chant.
- Read the chant together.
- Find and circle the letter 'Pp'.
- How many times do you see the letter 'Pp'?
- What words can you name that begin with the letter 'Pp'?

Word Study

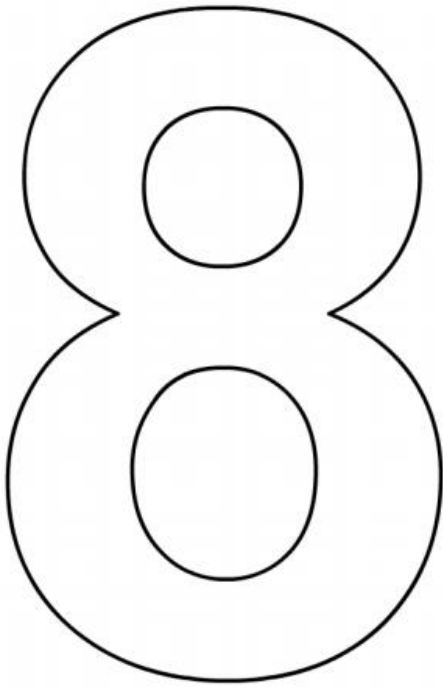
- **for**

Write the words 'for'. Cut the word into separate letters. Practice spelling and putting the word back together in the correct order.

Math – Day 9

Number of the Day

Color the number below. What number is this?



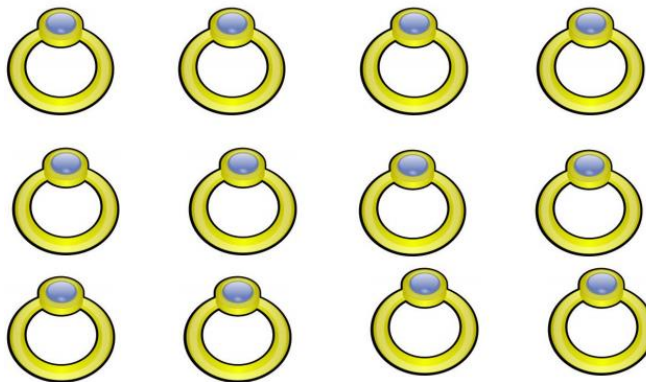
Trace and Write

Trace and write the number 8.



Problem of the Day

Circle 5 rings.



Literacy – Day 10

Read Aloud

- Review the chants from this week.

Find the letters 'Ss', 'Rr', 'Ii', and 'Pp' in the chants from this week.

Word Study

- Review the words from this week.

Practice writing and spelling the words from this week.

Math – Day 10

Number of the Day

Review the numbers 5, 6, 7, and 8 from this week by practicing your writing of each number. Hop 5 times.

Read Aloud

Select a book from your child's library. Allow your child to read to or with you.

Ask the following questions:

- What do you think the story will be about? How do you know?
- What do you think will happen next?
- What happened in the story?
- What was your favorite part and why?

Problem of the Day

Go on a shape scavenger hunt. Find an item in your house that is a square, a circle, a rectangle, a triangle, and a rhombus.

Literacy – Day 11

Read Aloud Letter Chant

B b

Bumblebee, bluebird, butterfly, too.
I've got birds, bugs, and beetles for you.

Bowls of butter and batter, too.
Beat the eggs, I'll bake a cake for you.

Bison, beaver, big bears, too,
Bunches of animals living in a zoo.

Brown cows make buttermilk, moo cows moo.
Flies in the buttermilk, shoo flies shoo.

Now read this rhyme both fast and slow,
And find all the B words as you go.

Shared Reading

- Listen to the chant.
- Read the chant together.
- Find and circle the letter 'Bb'.
- How many times do you see the letter 'Bb'?
- What words can you name that begin with the letter 'Bb'?

Word Study

- I
- jump

Write the words 'I' and 'jump'. Review the word 'I'. Cut the word 'jump' into four separate letters. Practice spelling and putting the word back together in the correct order. Think of ways you can jump.

Writing (If more space is needed, complete your work on another page.)

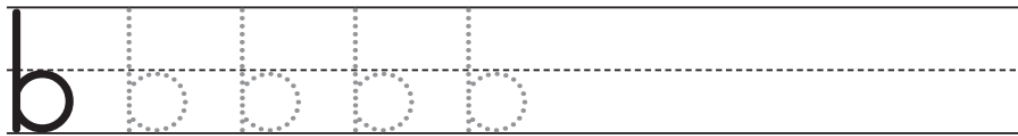
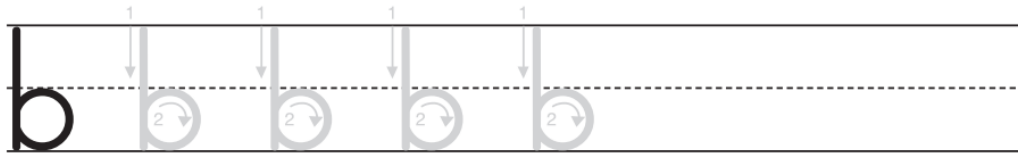
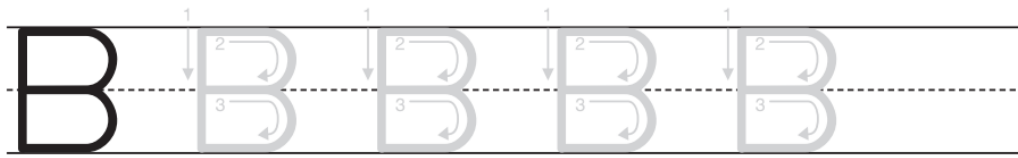
Write and illustrate a picture about the one the stories that you read or was read to using the back of a page.

Name _____

B b




Ball ball



Numeracy – Day 11


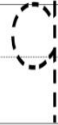
Number of the Day

Color the number below. What number is this?



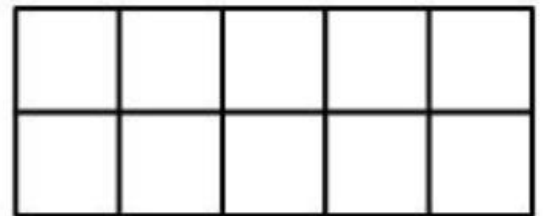

Trace and Write

Trace and write the number 9.



Problem of the Dayow.

Count the objects, then color the same amount in the ten frame.



Literacy – Day 12

Read Aloud Letter Chant

F f

Fun Freddy loved fried food on a dish.
So I fed him French fries and fancy fried fish.

"Fry me some fritters," he said with a smile.
"For five dozen fritters, I'd walk fifty miles."

Freddy feasted on fresh fritters
for a day and a week.
But his frying ended
when the pan fractured and leaked.

What food shall he feast on? He can no longer fry.
Without fried food, Freddy feared he might die.

Now read this rhyme both fast and slow,
And find all the F words as you go.

Shared Reading

- Listen to the chant.
- Read the chant together.
- Find and circle the letter 'Ff'.
- How many times do you see the letter 'Ff'?
- What words can you name that begin with the letter 'Ff'?

Word Study

- **we**
- **see**

Write the words 'we' and 'see'. Review the word 'we'. Cut the word 'see' into three separate letters. Practice spelling and putting the word back together in the correct order. With a partner take turns naming things that you see together.

Writing (If more space is needed, complete your work on another page.)

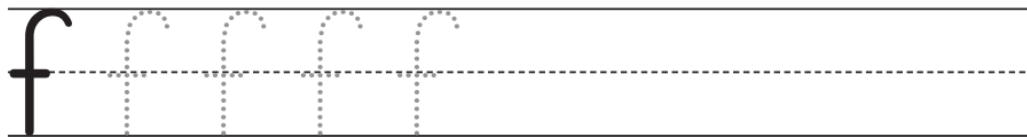
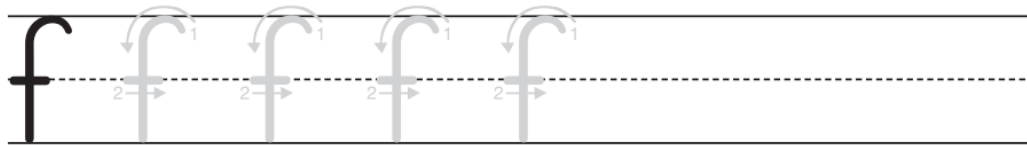
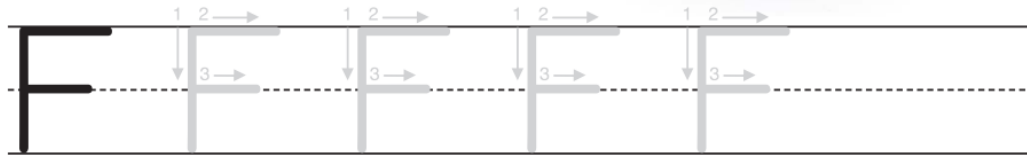
Write and illustrate a picture about the one the stories that you read or was read to using the back of a page.

Name _____

F f



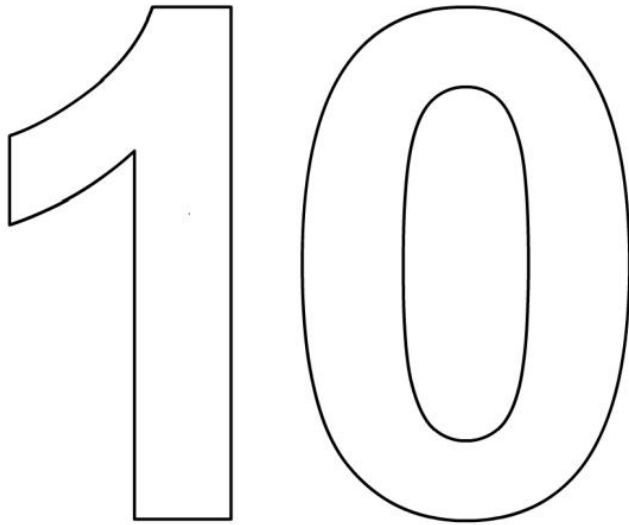
Frog frog



Math – Day 12


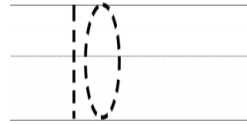
Number of the Day

Color the number below. What number is this?



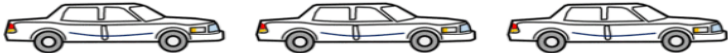
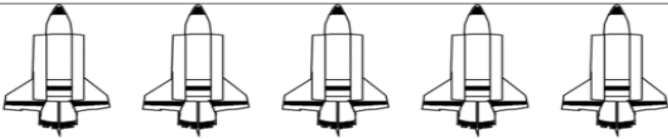


Trace and Write

Trace and write the number 10.



Problem of the Day

How many can you count?

	3
	
	
	

Literacy – Day 13

Read Aloud Letter Chant



Owen once offered to fix the boat,
But Owen opted only to float.

If only he ordered the one missing part,
The raft would have floated right from the start.

But Owen was ornery and out of line.
When the raft overturned, he ran out of time.

Owen went overboard and onto a wave,
He floated downriver and got stuck in a cave.

Now read this rhyme both fast and slow,
And find all the O words as you go.

Shared Reading

- Listen to the chant.
- Read the chant together.
- Find and circle the letter 'Oo'.
- How many times do you see the letter 'Oo'?
- What words can you name that begin with the letter 'Oo'?

Word Study

- **we**
- **go**

Write the words 'we' and 'go'. Review the word 'we'. Cut the word 'go' into two separate letters. Practice spelling and putting the word back together in the correct order. With a partner take turns naming places you like to go.

Writing (If more space is needed, complete your work on another page.)

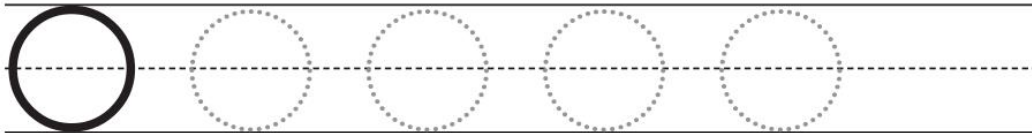
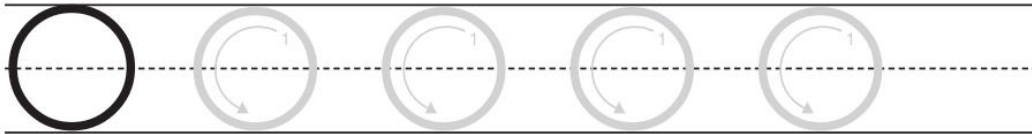
Write and illustrate a picture about the one the stories that you read or was read to using the space below.

Name _____

O o




Ostrich ostrich



Math – Day 13

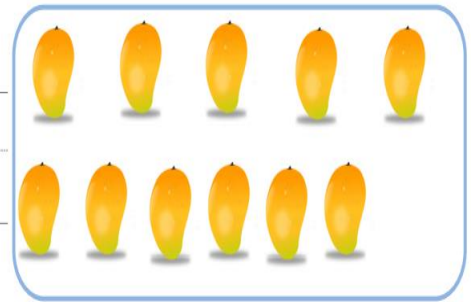

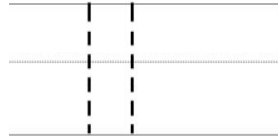
Number of the Day

Color the number below. What number is this?



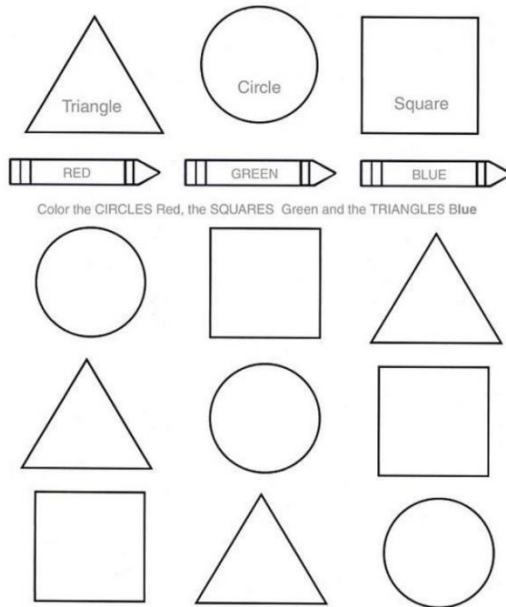
Trace and Write

Trace and write the number 11.



Problem of the Day

SHAPES & COLORS



Literacy – Day 14

Read Aloud Letter Chant

G g

Goosey Gander crawled under the great garden gate.
Goosey ate green beans and good grapes by the crate.

Gabby the gray goat was gleeful and merry
As she gobbled Grandpa's gloves
and a wig that was hairy.

Georgie the giraffe stretched out his great neck,
And he gathered in green grass 'til there wasn't a speck.

The goose, goat, and giraffe
grew glum as they ate,
For their tummies did ache—what a gruesome fate.

Now read this rhyme both fast and slow,
And find all the G words as you go.

Shared Reading

- Listen to the chant.
- Read the chant together.
- Find and circle the letter 'Gg'.
- How many times do you see the letter 'Gg'?
- What words can you name that begin with the letter 'Gg'?

Word Study

- **it**
- **is**
- **funny**

Write the words 'it', 'is', and 'funny'. Review the words 'it' and 'is'. Cut the word 'funny' into five separate letters. Practice spelling and putting the word back together in the correct order. Draw a picture of something that is funny. Write the sentence 'It is funny' under your illustration.

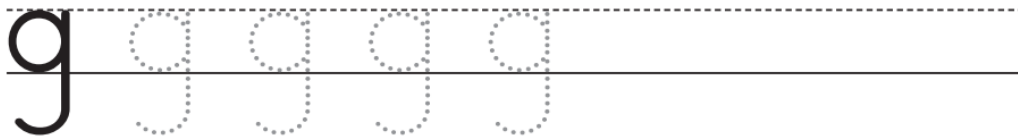
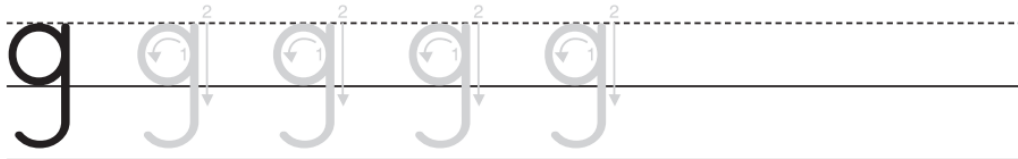
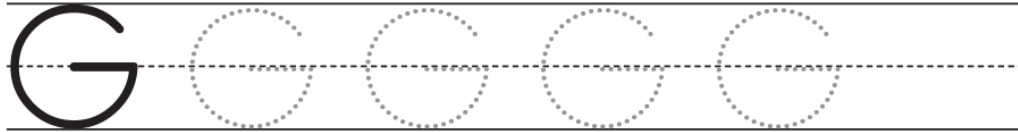
Writing (If more space is needed, complete your work on another page.)

Write and illustrate a picture about the one the stories that you read or was read to using the space below.

Name _____

G g

Goat goat



Math – Day 14


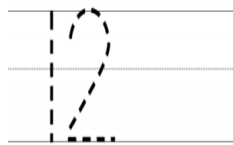
Number of the Day

Color the number below. What number is this?



Trace and Write

Trace and write the number 12.



Problem of the Day

Color all the star shapes **pink**.



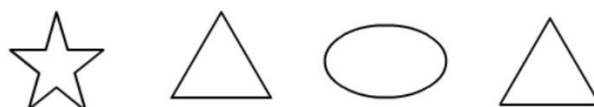
Color all the heart shapes **red**.



Color all the circle shapes **blue**.



Color all the triangle shapes **green**.



Literacy – Day 15

Read Aloud

- Review the chants from this week.

Find the letters 'Bb', 'Ff', 'Oo', and 'Gg' in the chants from this week.

Word Study

- Review the words from this week.

Practice writing and spelling the words from this week.

Math – Day 15

Number of the Day

Review the numbers 9, 10, 11, and 12 from this week.

Read Aloud

Select a book from your child's library. Allow your child to read to or with you.

Ask the following questions:

- What do you think the story will be about? How do you know?
- What do you think will happen next?
- What happened in the story?
- What was your favorite part and why?

Problem of the Day

Pouring and Comparing

Practice your pouring skills with water and cups. Pour a different amount of water into 3 cups. Then line them up from biggest to smallest. Use comparative words like big/small or empty/full when describing the cups.

Literacy – Day 16

Read Aloud Letter Chant

H h

Harry the Hippo hates hard-boiled eggs.
He mashes and smashes them between his huge legs.

But fried eggs on ham hash is his favorite food,
So he ate it in heaps no matter his mood.

Harry the Hippo hollered, "Help me, please!
Eating all this hash is making me sneeze."

Harry got heavy eating heaps of hash each day.
And he heaved and he huffed as he hobbled away.

Now read this rhyme both fast and slow,
And find all the H words as you go.

Shared Reading

- Listen to the chant.
- Read the chant together.
- Find and circle the letter 'Hh'.
- How many times do you see the letter 'Hh'?
- What words can you name that begin with the letter 'Hh'?

Word Study

- I
- help

Write the words 'I' and 'help'. Review the word 'I'. Cut the word 'help' into four separate letters. Practice spelling and putting the word back together in the correct order. Draw a picture of you helping someone. Write a sentence under your illustration that tells who you like to help.

Writing (If more space is needed, complete your work on another page.)

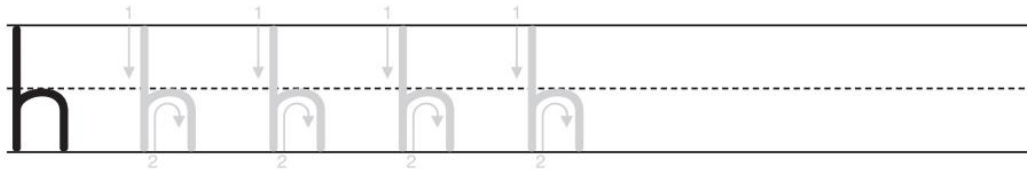
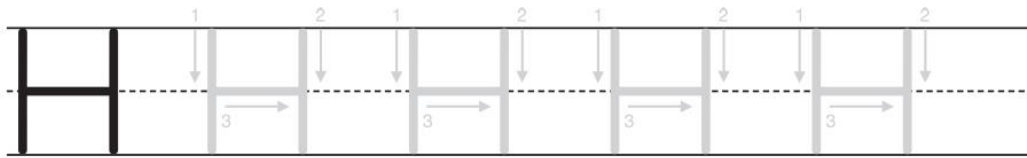
Write and illustrate a picture about the one the stories that you read or was read to using the space below.

Name _____

H h



Hand hand



Math – Day 16


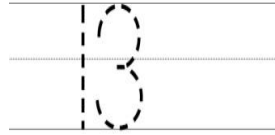
Number of the Day

Color the number below. What number is this?



Trace and Write


Trace and write the number 13.



Problem of the Day

Spot the difference

Find 3 differences.



Literacy – Day 17

Read Aloud Letter Chant

J j

Jumping Joseph liked to play jacks,
But he jiggled and jerked right out of his tracks.

Jumping Joseph tried to sit still,
But he jangled and jammed right down the old hill.

So Joseph tried jumping just on a red sled,
But he jittered and jostled and fell on his head.

Joseph judged jumping to be his job,
And Joseph didn't mind that jumping looked odd.

Now read this rhyme both fast and slow,
And find all the J words as you go.

Shared Reading

- Listen to the chant.
- Read the chant together.
- Find and circle the letter 'Jj'.
- How many times do you see the letter 'Jj'?
- What words can you name that begin with the letter 'Jj'?

Word Study

- it
- is
- little

Write the words 'it', 'is', and 'little'. Review the words 'it' and 'is'. Cut the word 'little' into six separate letters. Practice spelling and putting the word back together in the correct order. Find items that are little and big. Sort them into two groups; one group of little items and one group of big items.

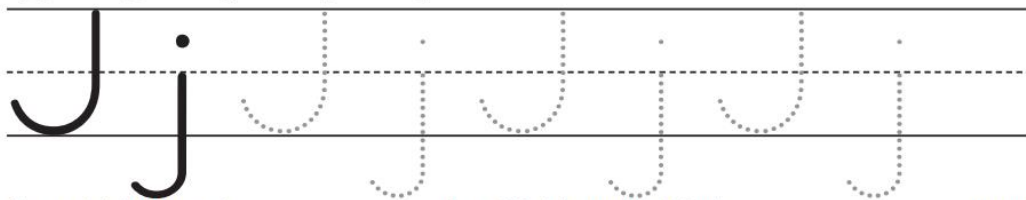
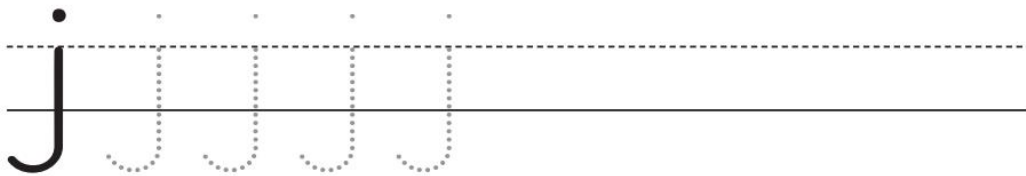
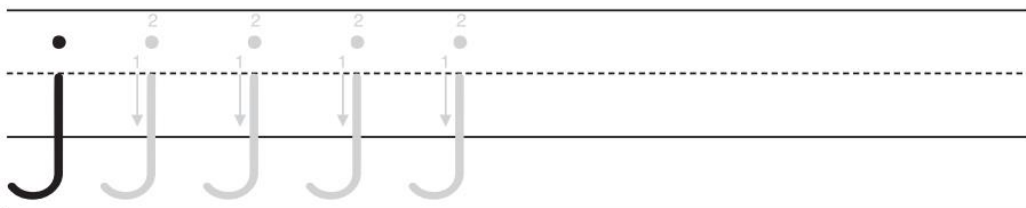
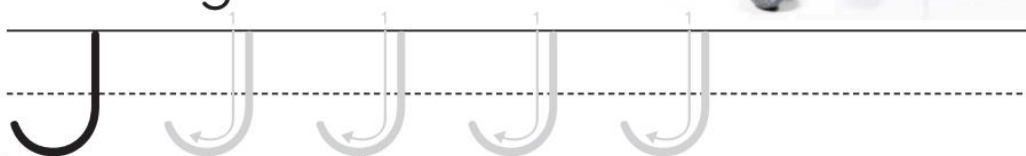
Writing (If more space is needed, complete your work on another page.)

Write and illustrate a picture about the one the stories that you read or was read to using the story paper below.

Name _____

J j

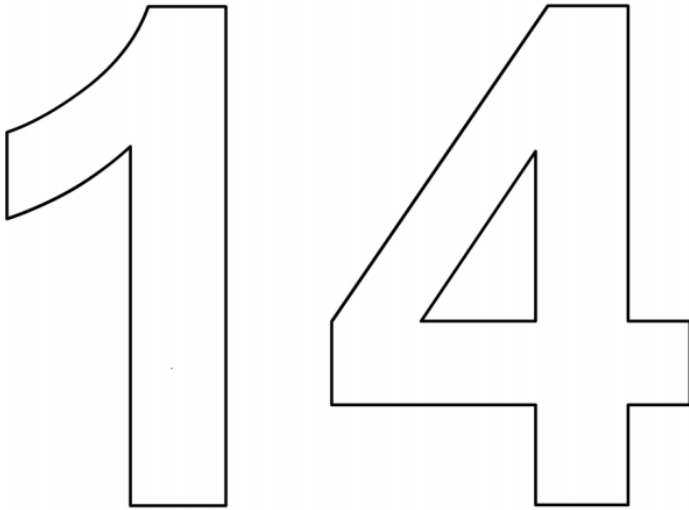
Jacks jacks



Math – Day 17



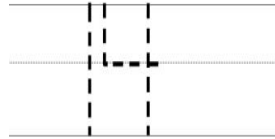
Number of the Day

Color the number below. What number is this?

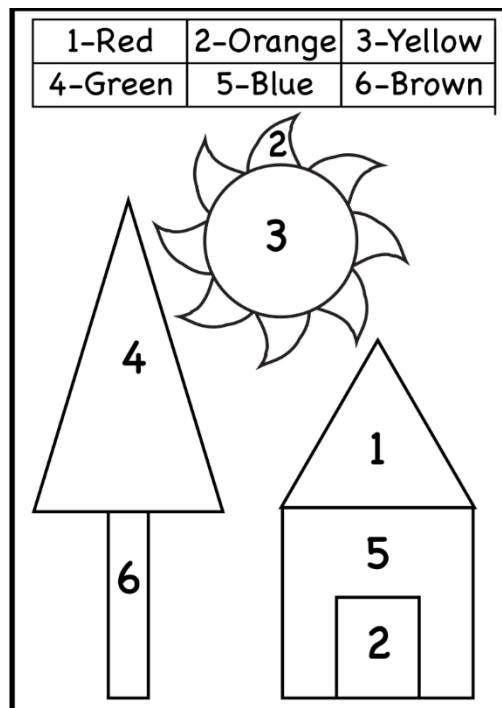


Trace and Write

Trace and write the number 14.



Problem of the Day



Literacy – Day 18

Read Aloud Letter Chant

U u

Uncle and unicorn, and ugly, too,
All of these words do start with U.

Under and udder, and umpire, too,
These are more words that start with U.

Use and unique also start with U,
So do up, usual, and urban, too.

Unusual words like uppity, and UFO, too,
Even urgent begins with a U.

Now read this rhyme both fast and slow,
And find all the U words as you go.

Shared Reading

- Listen to the chant.
- Read the chant together.
- Find and circle the letter 'Uu'.
- How many times do you see the letter 'Uu'?
- What words can you name that begin with the letter 'Uu'?

Word Study

- here
- we
- go

Write the words 'here', 'we', and 'go'. Review the words 'go' and 'we'. Cut the word 'here' into four separate letters. Practice spelling and putting the word back together in the correct order. Draw a picture of you and your family going on vacation. Label your illustration 'Here we go'.

Writing (If more space is needed, complete your work on another page.)

Write and illustrate a picture about the one the stories that you read or was read to using the space below.

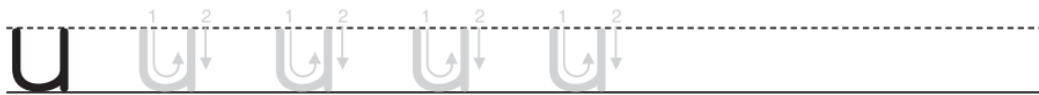
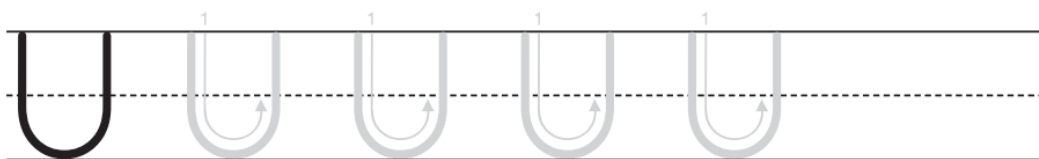
Name _____

Reading A-Z

U u



Unicorn unicorn



Math – Day 18


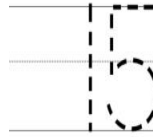
Number of the Day

Color the number below. What number is this?







Trace and Write

Trace and write the number 15.



Problem of the Day

Circle the group that has more.



Literacy – Day 19

Read Aloud Letter Chant

L I

Larry lounged by the water at last.
He loved the ocean, its waves so vast.

Lobster shells and lumber littered the rocks,
Little boats looked so lost at the docks.

Larry laughed at the little gulls and buoys
And lept into waves while lugging his toys.

At last it was time for Larry to leave,
The day was lazy and too long to believe.

Now read this rhyme both fast and slow,
And find all the L words as you go.

Shared Reading

- Listen to the chant.
- Read the chant together.
- Find and circle the letter 'LI'.
- How many times do you see the letter 'LI'?
- What words can you name that begin with the letter 'LI'?

Word Study

- where
- is
- it

Write the words 'it', 'is', and 'where'. Review the words 'it' and 'is'. Cut the word 'where' into five separate letters. Practice spelling and putting the word back together in the correct order. Look for hidden items in your room. Play "I Spy".

Writing (If more space is needed, complete your work on another page.)

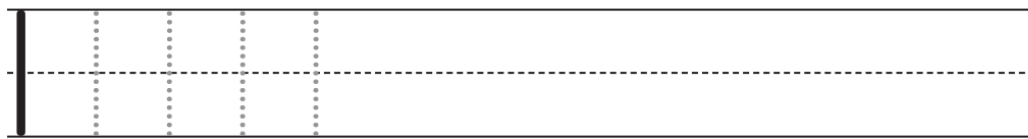
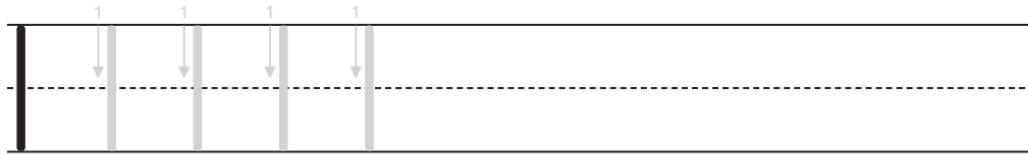
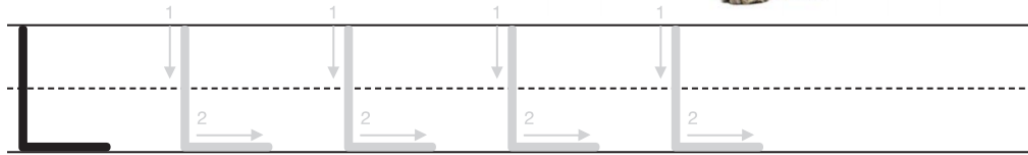
Write and illustrate a picture about the one the stories that you read or was read to using the space below.

Name _____

L l



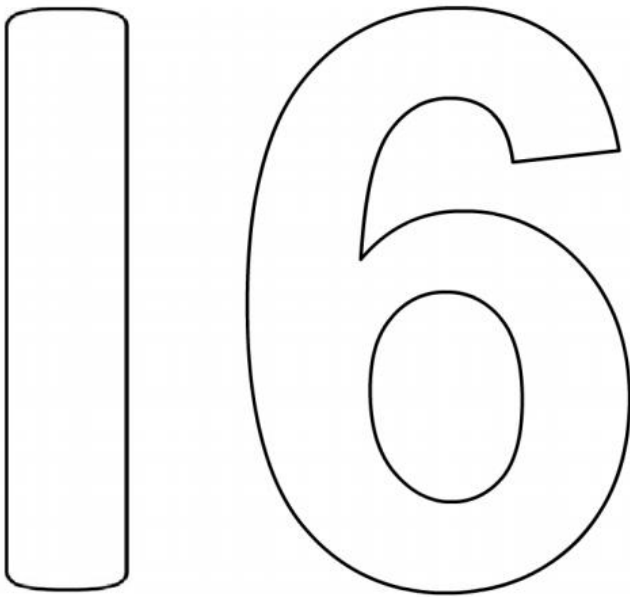
Lion lion



Math – Day 19


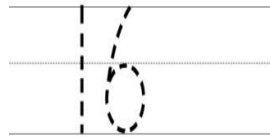
Number of the Day

Color the number below. What number is this?



Trace and Write

Trace and write the number 16.



Problem of the Day

Draw a line from the shape on the left to the matching shape on the right.



Literacy – Day 20

Read Aloud

Review the chants from this week.

Find the letters 'Hh', 'Jj', 'Uu', and 'Ll' in the chants from this week.

Word Study

- Review the words from this week.

Practice writing and spelling the words from this week.

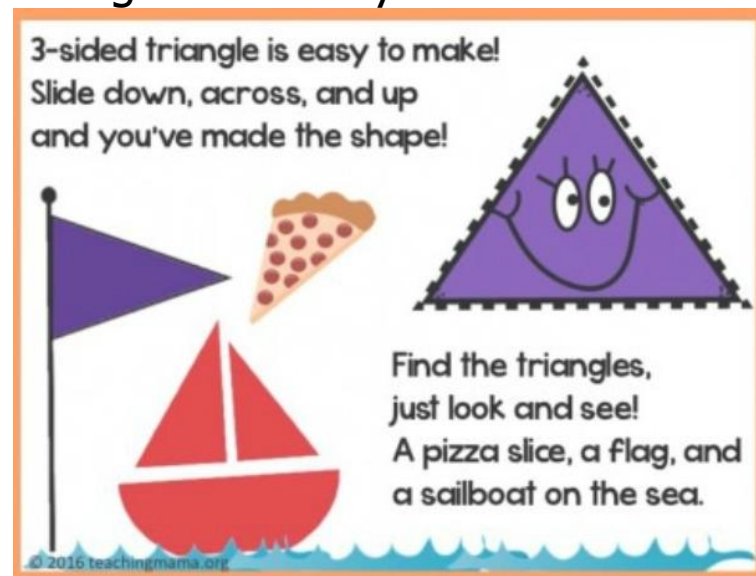
Math – Day 20

Number of the Day

Review the numbers 13, 14, 15, and 16 from this week.

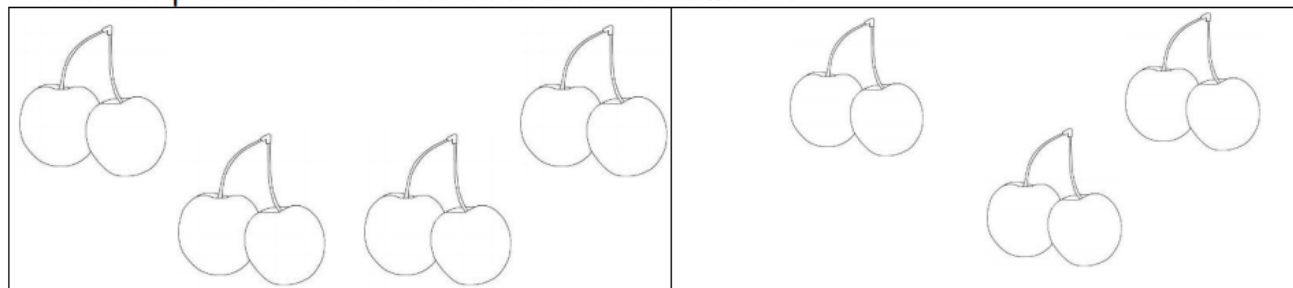
Read Aloud

Listen to the poem below. Look for triangles around your home.



Problem of the Day

Color the pictures in the boxes which show the number: 8



Literacy – Day 21

Read Aloud

D d

Dapper Dan's dog, Dingo,
ran down to the dock.
He drank dirty water
and chased ducks by the flock.

Dirty Dan's dog, Dingo, got sick as can be,
Dan drove Dingo to the vet to see.

Doctor Debbie said, "Your dear dog has the flu.
There is definitely not much that you or I can do."

"Don't take your dear dog to the dock anymore.
Now put him to bed 'til he's not droopy or sore."

Now read this rhyme both fast and slow,
And find all the D words as you go.



Shared Reading

- Listen to the chant.
- Read the chant together.
- Find and circle the letter 'Dd'.
- How many times do you see the letter 'Dd'?
- What words can you name that begin with the letter 'Dd'?

Word Study

- look
- you

Write the words 'look', and 'you'. Cut the word 'look' into four separate letters. Practice spelling and putting the word back together in the correct order. Draw a picture of you looking at something.

Writing (If more space is needed, complete your work on another page.)

Draw a picture about the one the stories that you read or was read to in the space below.
Write about your picture.

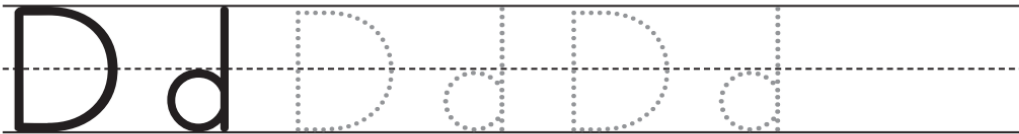
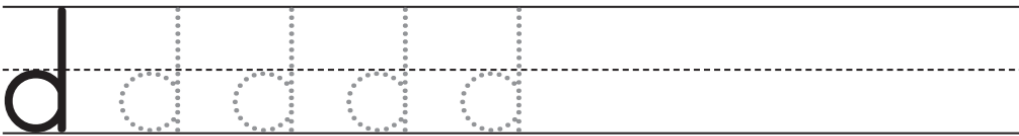
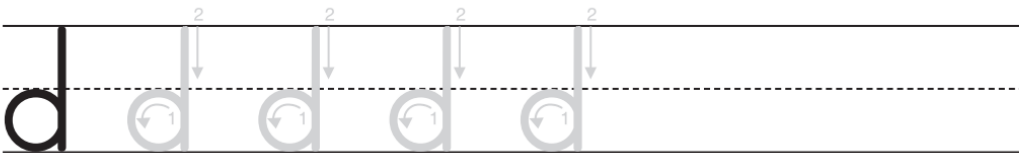
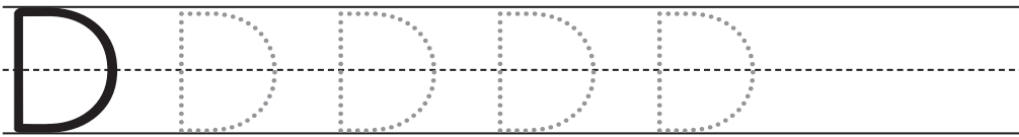
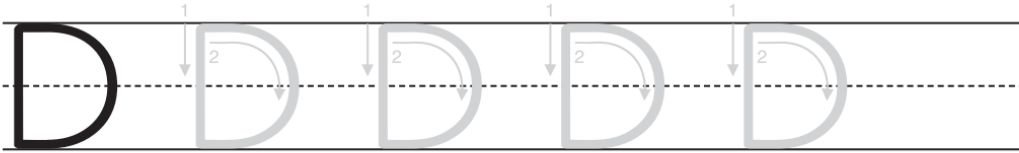
Name _____

Reading A-Z

D d



Drum drum

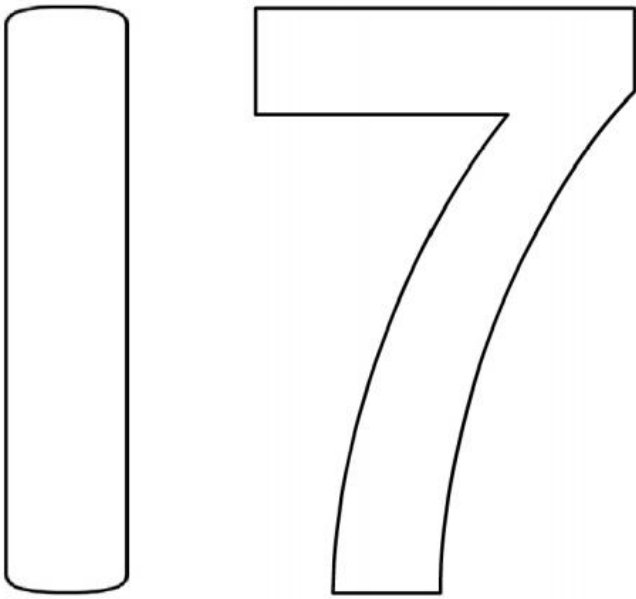


Zaner-Bloser Letter Formation Practice Sheets • Letter D • 1

Math – Day 21



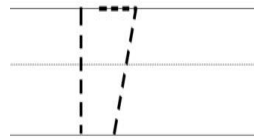
Number of the Day

Color the number below. What number is this?

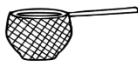
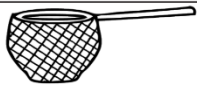


















Trace and Write

Trace and write the number 17.



Problem of the Day

Biggest		
Circle the biggest picture in each row.		
		
		
		
		
		
		

Literacy – Day 22

Read Aloud

W w

Whales and warthogs can never wear hats.
Weasels and white mice are afraid of cats.

Who thinks a walrus can warble a tune?
Maybe a woodpecker will fly to the moon.

Gray wolves are wise and wild and feared,
But wallabies just seem, well, kind of weird.

I wish to keep working, to give you more words,
But I want to chop wood to warm my poor birds.

Now read this rhyme both fast and slow,
And watch for the W words as you go.



Shared Reading

- Listen to the chant.
- Read the chant together.
- Find and circle the letter 'Ww'.
- How many times do you see the letter 'Ww'?
- What words can you name that begin with the letter 'Ww'?

Word Study

- **make**
- **to**

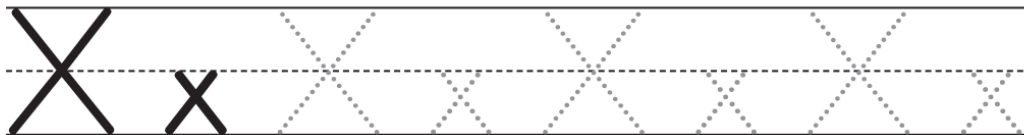
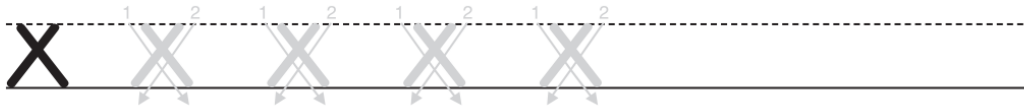
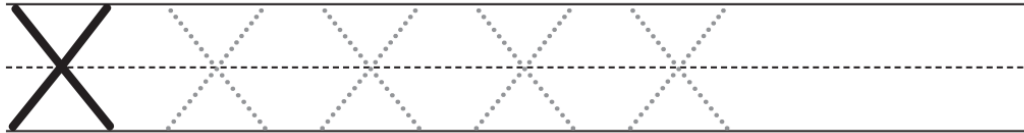
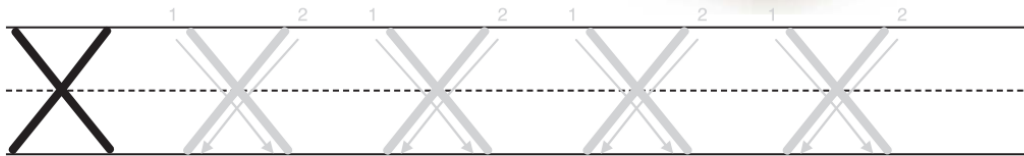
Write the words 'make', and 'to'. Cut the word 'make' into four separate letters. Practice spelling and putting the word back together in the correct order. Draw a picture of you something you like to make.

Name _____

X x



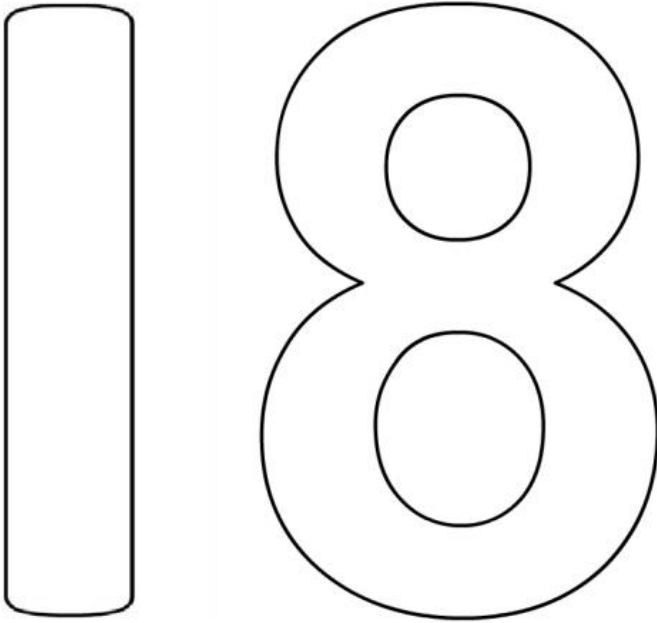
Box box



Math – Day 22



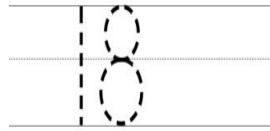
Number of the Day

Color the number below. What number is this?



Trace and Write



Trace and write the number 18.



Problem of the Day

Shortest

Circle the shortest one.



Literacy – Day 23

Read Aloud

E e

Eddie Evans enjoys eating eggs all day long.
Eddie eats eight eggs to make him feel strong.

Eggs give Eddie energy to run far and fast.
He enjoys every egg as though it's his last.

Mostly, Eddie eats eggs from an old chicken nest,
But the eggs of the emu are what he likes best.

Eddie likes mixing his eggs 'til they're goo,
But he wishes that elephants could lay eggs, too.

Now read this rhyme both fast and slow,
And find all the E words as you go.



Shared Reading

- Listen to the chant.
- Read the chant together.
- Find and circle the letter 'Ee'.
- How many times do you see the letter 'Ee'?
- What words can you name that begin with the letter 'Ee'?

Word Study

- me
- yellow


Write the words 'me', and 'yellow'. Cut the word 'yellow' into six separate letters. Practice spelling and putting the word back together in the correct order. Draw a picture of something that is yellow.

Writing (If more space is needed, complete your work on another page.)

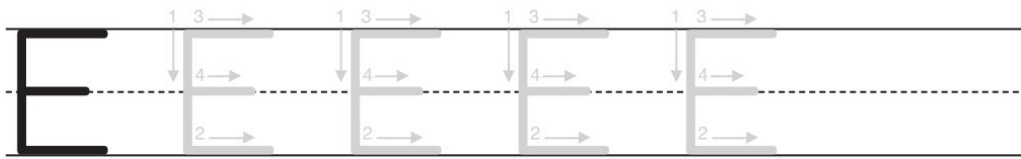
Write and illustrate a picture about the one the stories that you read or was read to using the story paper below.

Name _____

E e



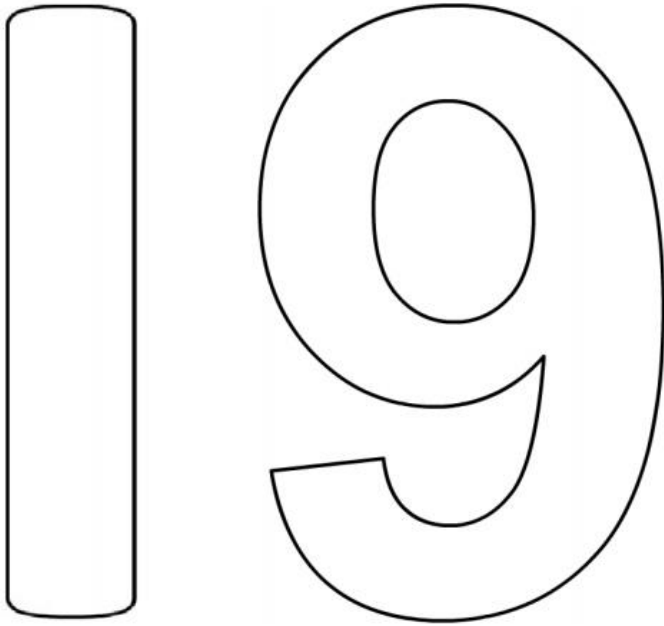
Elephant elephant



Math – Day 23


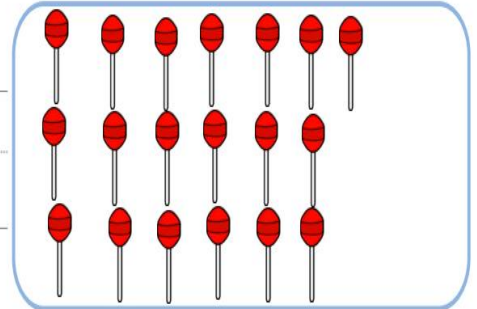
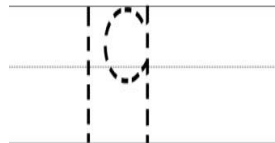
Number of the Day

Color the number below. What number is this?



Trace and Write

Trace and write the number 19.



Problem of the Day

Draw a line to connect each picture with its other half.



Literacy – Day 24

Read Aloud

N n

Nitwit and numbskull are not nice nouns.
Not-nice words cause sad little frowns.

Nimble, neat-o, and neatly made piles,
Nicer words cause nothing but smiles.

Nifty, nutty, not allowed to be free,
The squirrel seemed nervous hiding in the tree.

The night comes like the north wind in a sail,
When the fading day is nearly over and pale.

Now read this rhyme both fast and slow,
And find all the N words as you go.



Shared Reading

- Listen to the chant.
- Read the chant together.
- Find and circle the letter 'Nn'.
- How many times do you see the letter 'Nn'?
- What words can you name that begin with the letter 'Nn'?

Word Study

- my
- not

Write the words 'my', and 'not'. Cut the words 'my' into two separate letters and 'not' into three separate letters. Practice spelling and putting the word back together in the correct order. Draw a picture of something that is yellow.

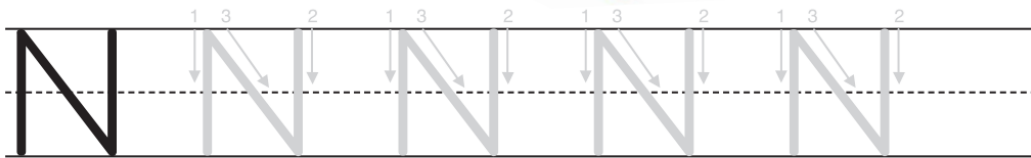
Writing (If more space is needed, complete your work on another page.)

Write and illustrate a picture about the one the stories that you read or was read to using the story paper below.

Name _____

N n

Net net



Math – Day 24



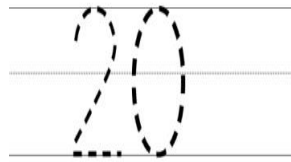
Number of the Day

Color the number below. What number is this?




Trace and Write

Trace and write the number 20.



Problem of the Day

Draw a line from the shape on the left to the matching shape on the right.



Literacy – Day 25

Read Aloud



Select a book from your child's library. Allow your child to read to or with you.

Ask the following questions:

- What do you think the story will be about? How do you know?
- What do you think will happen next?
- What happened in the story?
- What was your favorite part and why?

What do you think these letters are?
What sounds do you think they make?
What are some things that begin with Dd, Ww, Ee, and Nn?

Practice writing and tracing the letters.

Word Study

- look, you
- make, to
- me, yellow
- my, not

Review words from this week. Practice writing and spelling each word.


Writing (If more space is needed, complete your work on another page.)

Write and illustrate a picture about the one the stories that you read or was read to using the story paper below.

Math – Day 25


Shape of the Day

Color the shape below. What shape is this?



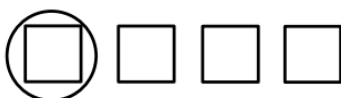
Trace and create.

Trace the circle. Create a picture out of the circle.



Problem of the Day

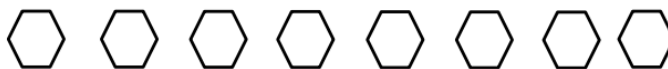
1. Circle the first square from left.



2. Circle the third triangle from right.



3. Circle the seventh hexagon from left.



4. Circle the sixth diamond from right.



Literacy – Day 26

Read Aloud

K k

Knotted and tied, the knight was kept.
He wished to escape as the kiwi bird slept.

His captor was King Ken, not kindly at all,
And the knight feared the kiwi's kazoo-like call.

For the knight had secrets that he kept in his bag.
The kiwi had caught him kissing a hag.

With a kangaroo in the kitchen, the bird gave a wave,
Telling all he knew that the knight was a knave.

Now read this rhyme both fast and slow,
And find all the K words as you go.

 Reading a-z

Shared Reading

- Listen to the chant.
- Read the chant together.
- Find and circle the letter 'Kk'.
- How many times do you see the letter 'Kk'?
- What words can you name that begin with the letter 'Kk'?

Word Study

- play
- red
- the

Write the words 'play', 'red' and 'the'. Cut the word 'play' into four separate letters. Practice spelling and putting the word back together in the correct order. Draw a picture of you playing with something that is red.

Writing (If more space is needed, complete your work on another page.)

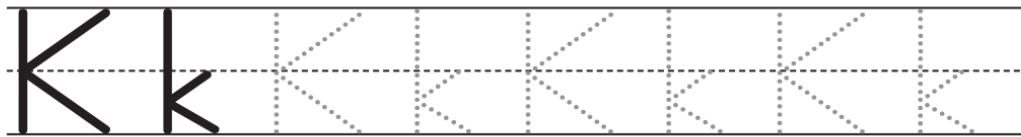
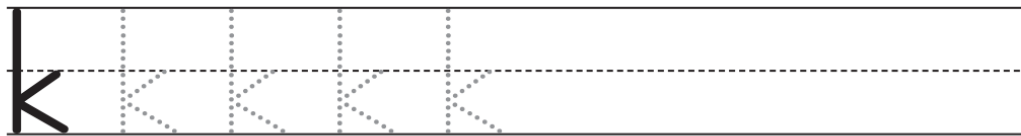
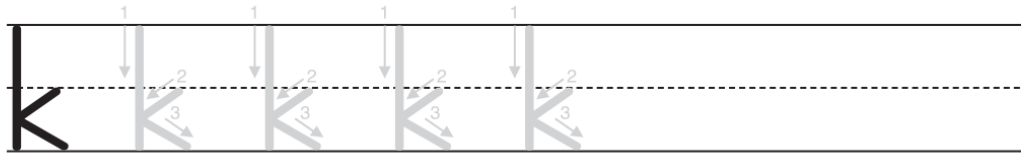
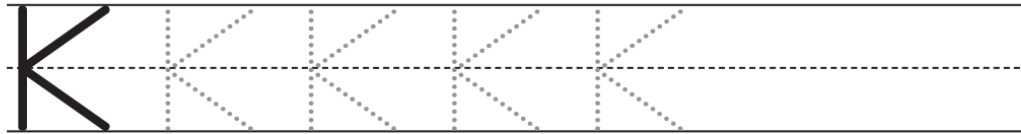
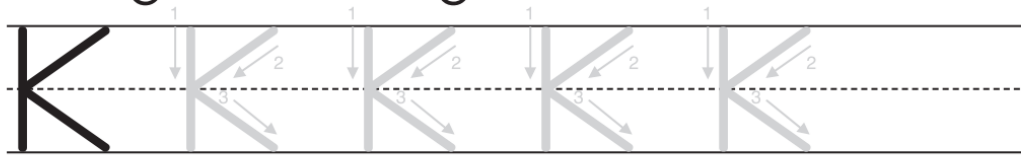
Write and illustrate a picture about the one the stories that you read or was read to using the story paper below.

Name _____

K k




Kangaroo kangaroo



Math – Day 26

Shape of the Day

Color the shape below. What shape is this?




Trace and Create

Trace the square. Create a picture out of the square.



Problem of the Day.

Count the objects in the box. Write the matching number.



Literacy – Day 27

Read Aloud

Q q

Quiet the dog and quiet the cat.
Please quit playing with your hat.

The dog is quacking like a duck.
The cat has questions about his luck.

A quarter, a dime, a nickel, too,
Are quickly hidden in my shoe.

One last quote before we're done.
Quitting this quest isn't much fun.

Now read this rhyme both quick and slow,
And find all the Q words as you go.

 Reading a-z

Shared Reading

- Listen to the chant.
- Read the chant together.
- Find and circle the letter 'Qq'.
- How many times do you see the letter 'Qq'?
- What words can you name that begin with the letter 'Qq'?

Word Study

- run
- said

Write the words 'run', and 'said'. Cut the word 'run' into three separate letters. Practice spelling and putting the word back together in the correct order. What are some words that rhyme with run?

Writing (If more space is needed, complete your work on another page.)

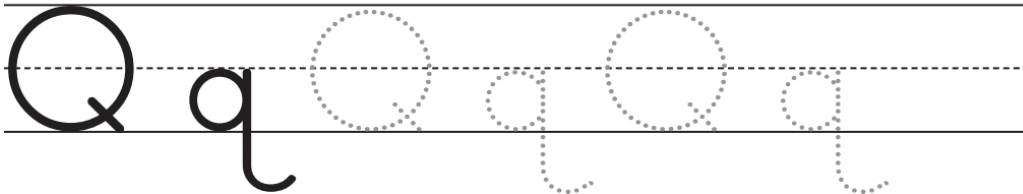
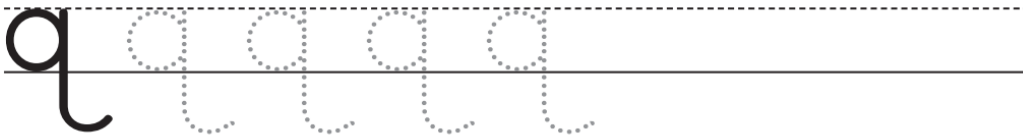
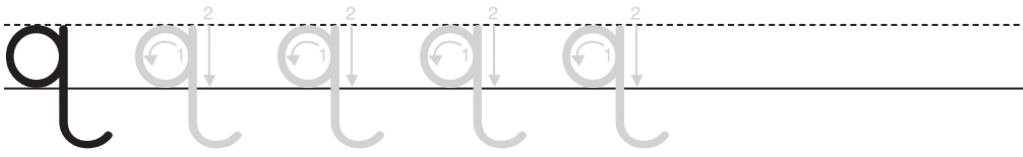
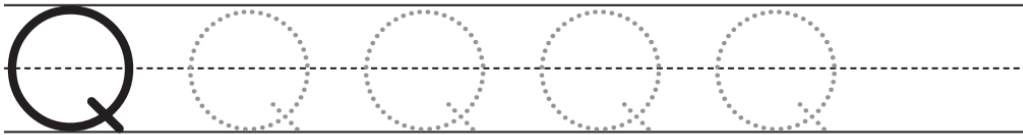
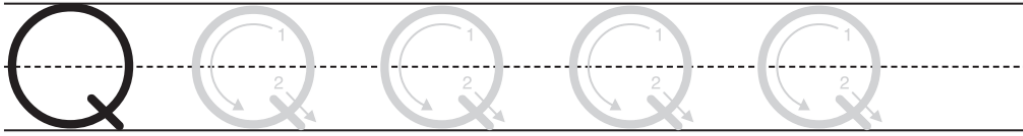
Write and illustrate a picture about the one the stories that you read or was read to using the story paper below.

Name _____

Q q



Quarter quarter



Math – Day 27

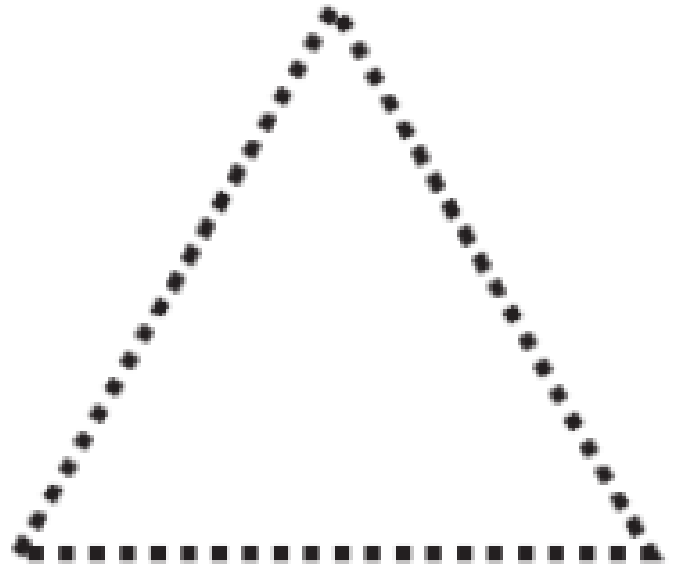
Shape of the Day

Color the shape below. What shape is this?



Trace and Create

Trace the triangle. Create a picture out of the triangle.



Problem of the Day

Count the pictures and circle the correct number.

 1 4	 3 5
 3 4	 2 4
 2 5	 2 1

Literacy – Day 28

Read Aloud

V v

Vacuum the rug or anger your mother,
Visit the valley with your brother.

Vanilla wafers are silly in verse,
But vacations without them would be much worse.

Voicing words is lots of fun,
Vivid vocals under the sun.

Vague sounds and valentines,
Foggy vapors in the pines.

Now read this rhyme both fast and slow.
And find all the V words as you go.

 Reading a-z

X x

A xylophone just sat in a box,
But then it was picked up by a sly fox.

The fox, it tried to play the sax,
But it couldn't hear because of some wax.

The fox then tried the xylophone,
But couldn't hear a single tone.

X-ray his ears was the thing to do.
Now fox can hear both me and you.

Now read this rhyme both fast and slow
And find all the X words as you go.

 Reading a-z

Shared Reading

- Listen to the chant.
- Read the chant together.
- Find and circle the letters 'Vv and Xx'.
- How many times do you see the letter 'Vv and 'Xx'?
- What words can you name that begin with the letter 'Vv' and 'Xx'?

Word Study

- **play**
- **red**
- **the**
- **run**
- **said**

Review words from this week. Practice writing and spelling each word.

Writing

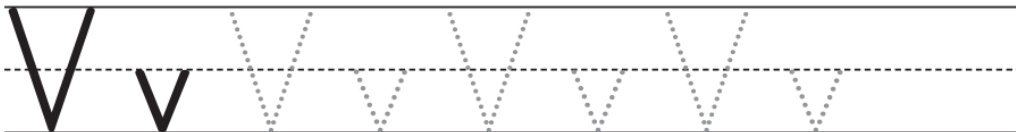
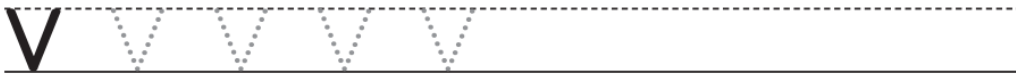
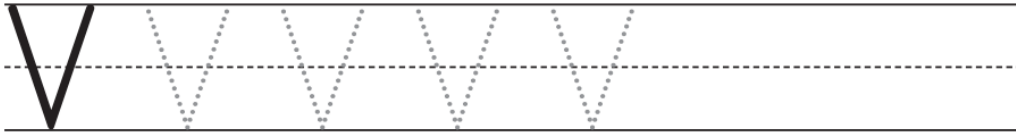
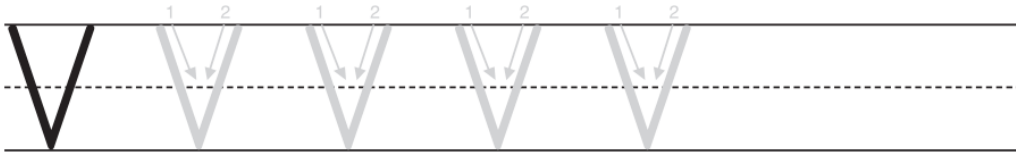
Write and illustrate a picture about one of the stories that you read or was read to using the space below.

Name _____

Reading A-Z

V v

Vest vest



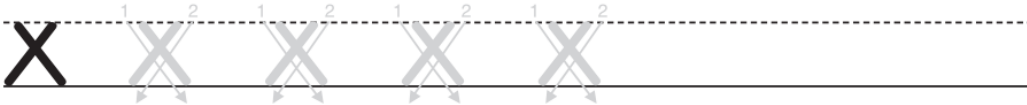
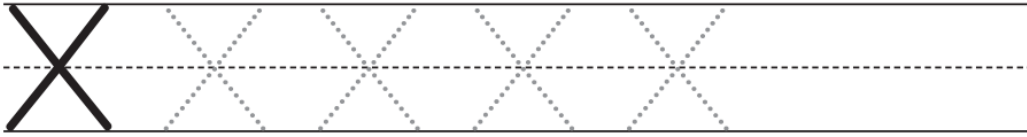
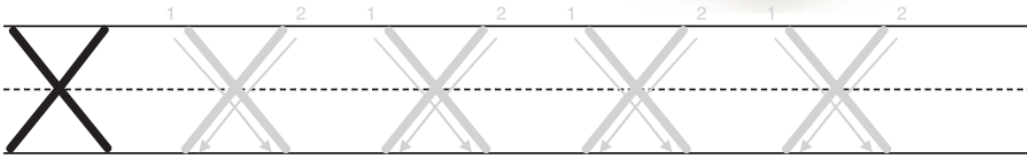
Zaner-Bloser Letter Formation Practice Sheets • Letter V • 1

Name _____

X x



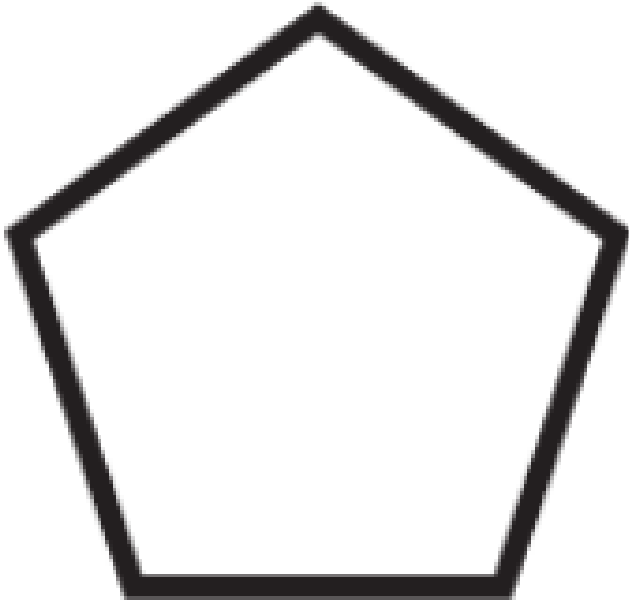
Box box



Math – Day 28

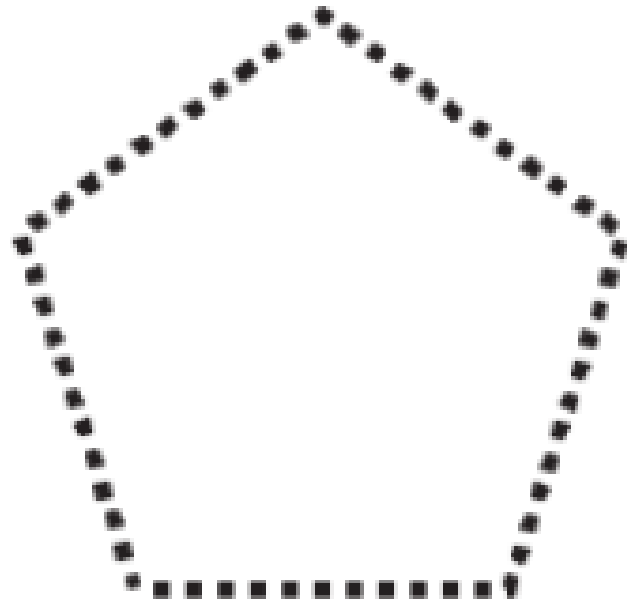
Shape of the Day

Color the shape below. What shape is this?















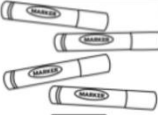





Trace and Create

Trace the pentagon. Create a shape out of the pentagon.



Problem of the Day w.

Count. Write the number in the box.

Literacy – Day 29

Read Aloud

Y y

Yawping and yammering are ways to yell,
But whispering is a nicer way to tell.

Yahoo and yodel are very neat, too,
But yield or yearning make me feel blue.

Yellow is a color that looks very yummy,
And yuck is yucky when in my tummy.

Way over yonder, the yeti is a creature,
A yammering Bigfoot with hardly a feature.

Now read this rhyme both fast and slow,
And find all the Y words as you go.

 Reading a-z

Z z

Zany Zelda went to the zoo,
Zany Zelda lost her shoe.

Zippy Zelda wanted to zoom,
Zippy Zelda just sat in her room.

Zesty Zelda saw a zebra run,
Zesty Zelda then got zapped for fun.

Zigzag Zelda didn't like her name,
But finding Z words was a very fun game.

Now read this rhyme both fast and slow,
And find all the Z words as you go.

 Reading a-z

Shared Reading

- Listen to the chant.
- Read the chant together.
- Find and circle the letters 'Yy and Zz'.
- How many times do you see the letters 'Yy' and 'Zz'?
- What words can you name that begin with the letters 'Yy' and 'Zz'?

Word Study

- **look, you**
- **make, to**
- **me, yellow**
- **my, not**
- **play, red**
- **the, run**
- **said**

Practice writing and spelling all of the words learned.

Writing

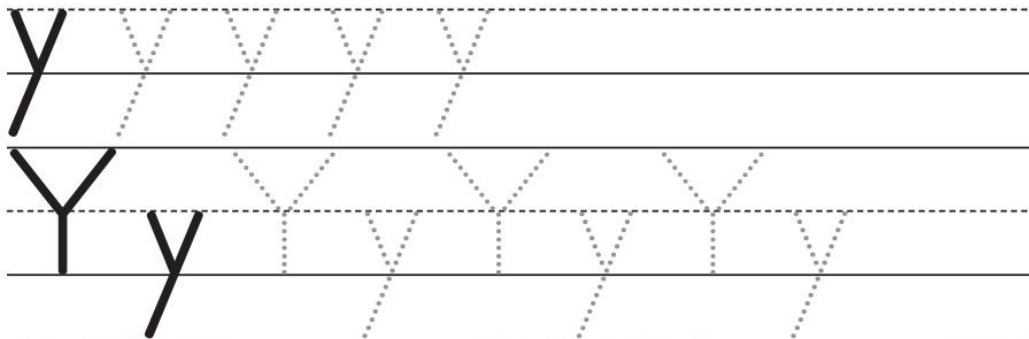
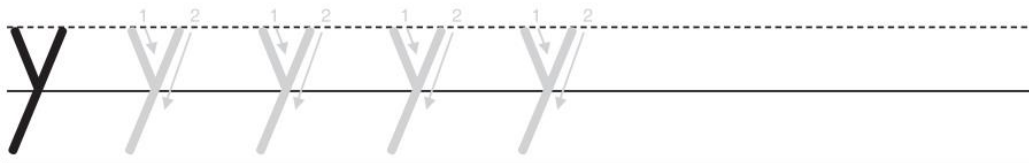
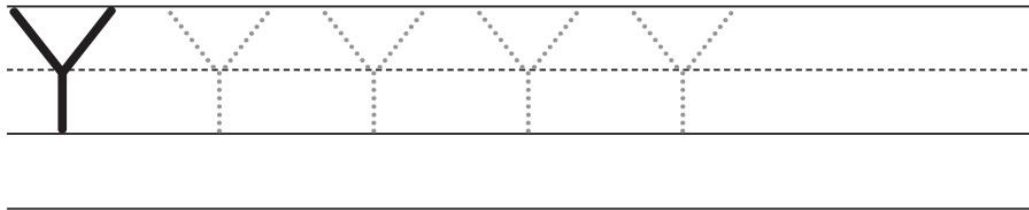
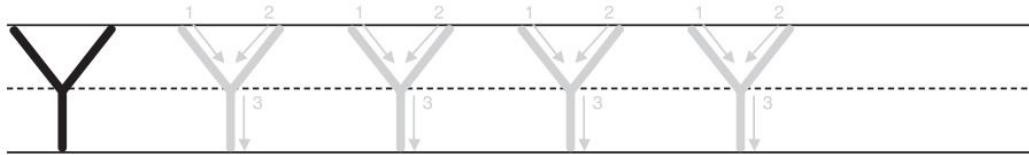
Write and illustrate a picture about one of the stories that you read or was read to using the story paper below.

Name _____

Reading A-Z

Y y

Yo-yo yo-yo

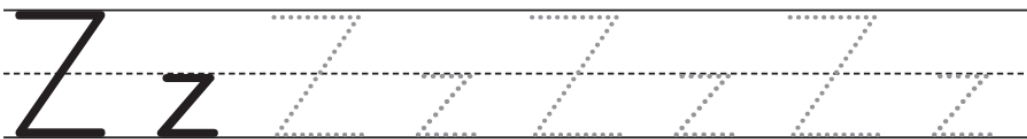
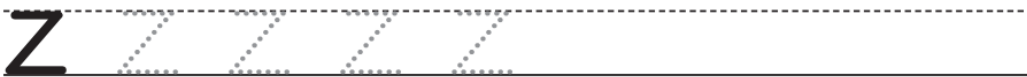
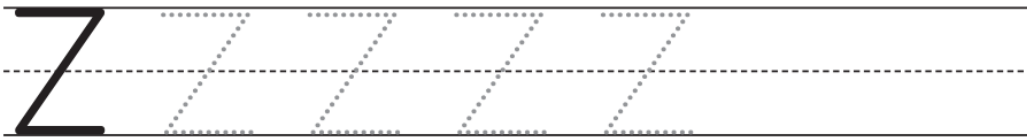
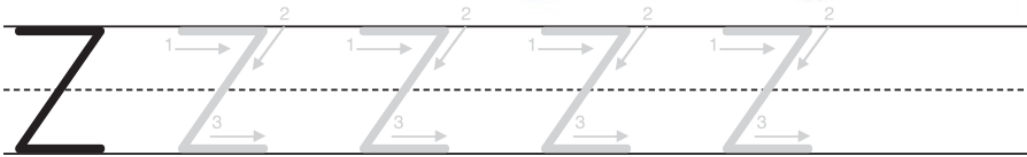


Name _____

Reading A-Z

Z z

Zebra zebra




Zaner-Bloser Letter Formation Practice Sheets • Letter Z • 1

Math – Day 29

Shape of the Day

Color the shape below. What shape is this?



Trace and Create

Trace the heart. Create a picture out of the heart.



Problem of the Day

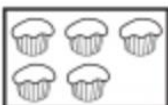
Count the cupcakes in each box.
Match with the correct number.



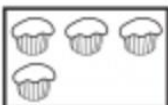
4



3



6



2



5

Literacy – Day 30

Read Aloud



Select a book from your child's library. Allow your child to read to or with you.

Ask the following questions:

- What do you think the story will be about? How do you know?
- What do you think will happen next?
- What happened in the story?
- What was your favorite part and why?

What do you think these letters are?

What sounds do you think they make?

What are some things that begin with Kk, Qq, Vv, Xx, Yy, and Zz?

Practice writing and tracing the letters.

Word Study

- look, you
- make, to
- me, yellow
- my, not
- play, red
- the, run
- said

Practice writing and spelling all of the words learned.

Writing

Write and illustrate a picture about one of the stories that you read or was read to you using the story paper below.

Math – Day 30

Number of the Day

Review the numbers 17, 18, 19, and 20 from this week.

Read Aloud

Listen to the poem below. Look for rectangles around your home.

A rectangle has 4 sides, but
they are not all the same.
Two sides are long,
Two sides are short,
Together they make
a frame!



Find the rectangles,
just look and see!
A computer screen, a
door, and dollar that's
for me!

© 2016 teachingmama.org

Problem of the Day

Find objects around your house and sort them.

You could sort them by color, size, shape, texture, or another creative way.

Tell someone about the groups you created?

What is another way you could sort these objects?