

Please see the standards-based activities to complete with your child on the eLearning Day. Have your child complete these activities at home to count as attendance for the day we would have spent at school.

Child's Name: _____ **Teacher:**

Prekindergarten English Language Arts Activities: Please complete all of the activities listed. Check the items as your child completes them.

I Can Statements

- I can sing songs and rhymes.
- I can identify rhyming words.
- I can read a book.
- I can write.
- I can identify letters.

_____ **Activity 1: Music and Movement:** Sing and act out the following nursery rhymes.

<p>Little Miss Muffett Little Miss Muffet sat on a tuffet, Eating her curds and whey, Along came a spider who sat down beside her, And frightened Miss Muffet away!</p>	<p>Little Boy Blue Little Boy Blue come blow your horn, The sheep's in the meadow the cow's in the corn. But where's the boy who looks after the sheep? He's under a haystack fast asleep. Will you wake him? No, not I – for if I do, he's sure to cry.</p>
--	---

_____ **Activity 2: Rhyming:** Recite the following nursery rhyme and talk about the rhyming words. What are some other words that rhyme with Jill/hill? Down/crown? Draw a picture of what you think the rhyme would look like.

Jack and Jill
Jack and Jill
Went up the hill
To fetch a pail of water
Jack fell down
And broke his crown
And Jill came tumbling after.

_____ **Activity 3: Reading:** Read and discuss a book from your child's library. Talk about concepts about print: title, author, illustrator, front cover, back cover, spine, reading left to right, turning pages, etc.

_____ **Activity 4: Writing:** Have your child draw and write about their favorite part of the story that he/she read. Be sure to have your child tell you about his drawing/writing.

_____ **Activity 5: Name:** Have your child to practice writing his/her name several times. Allow him to write family members names as well.

_____ **Activity 6 (Optional):** Access LexiaCore5 and complete a minimum of 15 minutes of instruction. Please refer to login information sent home previously.

SC Early Learning Standards

- ⇒ Repeat familiar songs, chants, or rhymes. LDC-7p
- ⇒ Show an interest in books, other print, and reading related activities. LDC-8k
- ⇒ Recognize and name many letters of the alphabet, especially those in their own name and in the names of others who are important to them. LDC-12g
- ⇒ Notice and react to the natural world and the outdoor environment. CD-10I
- ⇒ Represent thoughts and ideas in drawings and by writing letters or letter-like forms. LDC-13f
- ⇒ Demonstrate an understanding of some basic print conventions (the concept of what a letter is, the concept of words, directionality of print). LDC-9o

Prekindergarten Mathematics Activities: Please complete all of the activities listed. Check the items as your child completes them.

I Can Statements

I can compare sizes.

I can count to 5, 10 and 20.

I can identify shapes.

_____ **Activity 1: Music and Movement:** Sing and act out the following nursery rhyme.

Here is the Beehive
Here is the beehive
(make a fist)
Where are the bees?
Hiding inside where nobody sees
Watch them come creeping out of the hive
One, two, three, four, five
(release one finger at a time from the fist/hive)
...BUZZ-ZZZ (wiggle fingers)

_____ **Activity 2: Comparing Sizes:** Select a few objects from around the house. Discuss the sizes of them-small, large. Then have your child identify objects that may be smaller and/or larger than the selected item.

_____ **Activity 3: Counting:** Have your child practice counting orally to 5, 10 and 20. Provide objects for him/her to count as well.

_____ **Activity 4: Shapes All Around Us:** Using the shapes chart below, look around your house and see what shapes you can find. How many circles can you find? Squares? Triangles? Rectangles?

_____ **Activity 5: Numbers All Around Us:** Using the numbers chart below, look around your house and see what numbers you can find. What numbers did you located? Where are the numbers located?

SC Early Learning Standards

- ⇒ Rote count to 20 with increasing accuracy. MTE-1s
- ⇒ Count up to 10 objects in a variety of ways (for example, left to right, right to left, in stacks, etc.). MTE-1t
- ⇒ Count up to 10 objects arranged in a line using one-to-one correspondence with increasing accuracy, and answer the question “How many are there?” MTE-1u
- ⇒ Recognize numerals up to 10 and attempt to write them or number-like forms during play and daily activities. MTE-1v

- ⇒ Identify basic 2- and 3-dimensional shapes (square, circle, triangle) in the environment. MTE-4n
- ⇒ Directly compare more than two objects by size, length, or weight

My child has completed the required learning activities during the eLearning day. This paper must be returned to your child's teacher within 5 school days of the eLearning day.


Parent's/Guardian's Signature

Date


Resources

Math


Shapes



circle




oval




triangle



rectangle



square



diamond
(rhombus)



Numbers Chart 1-20

1 One	2 Two	3 Three	4 Four
5 Five	6 Six	7 Seven	8 Eight
9 Nine	10 Ten	11 Eleven	12 Twelve
13 Thirteen	14 Fourteen	15 Fifteen	16 Sixteen
17 Seventeen	18 Eighteen	19 Nineteen	20 Twenty