

Please see the standards-based activities to complete with your child on the eLearning Day. Have your child complete these activities at home to count as attendance for the day we would have spent at school.

Child's Name: _____ **Teacher:** _____

Prekindergarten English Language Arts Activities: Please complete all of the activities listed. Check the items as your child completes them.

I Can Statements

I can sing songs and rhymes.
 I can identify rhyming words.
 I can read a book.
 I can write.
 I can identify letters.

_____ **Activity 1: Music and Movement:** Sing and act out the following songs.

Old MacDonald Had A Farm	BINGO
Old MacDonald had a farm Ee i ee i o And on his farm he had some cows Ee i ee i oh With a moo-moo here And a moo-moo there Here a moo, there a moo Everywhere a moo-moo Old MacDonald had a farm Ee i ee i o Old MacDonald had a farm Ee i ee i o And on his farm he had some chicks Ee i ee i o With a cluck-cluck here And a cluck-cluck there	There was a farmer who had a dog, And Bingo was his name-O. B-I-N-G-O! B-I-N-G-O! B-I-N-G-O! And Bingo was his name-O! There was a farmer who had a dog, And Bingo was his name-O. (Clap)-I-N-G-O! (Clap)-I-N-G-O! (Clap)-I-N-G-O! And Bingo was his name-O! There was a farmer who had a dog, And Bingo was his name-O! (Clap - Clap)-N-G-O!

Here a cluck, there a cluck
Everywhere a cluck-cluck
Old MacDonald had a farm
Ee i ee i o

Create additional verses with your child.

(Clap - Clap)-N-G-O!
(Clap - Clap)-N-G-O!
And Bingo was his name-O!

There was a farmer who had a dog,
And Bingo was his name-O.
(Clap - Clap - Clap)-G-O!
(Clap - Clap - Clap)-G-O!
(Clap - Clap - Clap)-G-O!
And Bingo was his name-O!

There was a farmer who had a dog,
And Bingo was his name-O.
(Clap - Clap - Clap - Clap)-O!
(Clap - Clap - Clap - Clap)-O!
(Clap - Clap - Clap - Clap)-O!
And Bingo was his name-O!

There was a farmer who had a dog,
And Bingo was his name-O.
(Clap - Clap - Clap - Clap - Clap)
(Clap - Clap - Clap - Clap - Clap)
(Clap - Clap - Clap - Clap - Clap)
And Bingo was his name-O!

_____ **Activity 2: Rhyming:** Recite the following nursery rhyme and talk about the rhyming words. What are some other words that rhyme with fiddle/diddle? Moon/spoon?

Hey Diddle Diddle

Hey diddle **diddle**, the cat and the **fiddle**
The cow jumped over the **moon**
The little dog laughed to see such fun
And the dish ran away with the **spoon**!

Hey diddle diddle, the cat and the fiddle
The cow jumped over the moon
The little dog laughed to see such fun
And the dish ran away with the spoon!

_____ **Activity 3: Reading:** Read and discuss “I Did Not Give Up!” using book listed in the resources. Talk about the meaning of a need and a want. Encourage your child to identify things that are wants and needs.

_____ **Activity 4: Writing:** Have your child to draw and write about a time when he/she was not able to do something but kept trying and succeeded.

_____ **Activity 5: Write Letters:** Using the alphabet chart listed in the resources, call out a letter and have your child write it. Consider using the letters in his/her name as well as other family members. Once he/she writes the letter, encourage your child to identify the letter sound and/or a word that begins with that letter.

_____ **Activity 6 (Optional):** Access LexiaCore5 and complete a minimum of 15 minutes of instruction. Please refer to login information sent home previously.

SC Early Learning Standards

- ⇒ Repeat familiar songs, chants, or rhymes. LDC-7p
- ⇒ Show an interest in books, other print, and reading related activities. LDC-8k
- ⇒ Recognize and name many letters of the alphabet, especially those in their own name and in the names of others who are important to them. LDC-12g
- ⇒ Notice and react to the natural world and the outdoor environment. CD-10l
- ⇒ Represent thoughts and ideas in drawings and by writing letters or letter-like forms. LDC-13f

Prekindergarten Mathematics Activities: Please complete all of the activities listed. Check the items as your child completes them.

I Can Statements

I can identify shapes.

I can count to 20.

I can recognize numerals up to 10.

I can write numbers.

I can compare objects.

_____ **Activity 1: Music and Movement:** Let's do some exercises. Do 5 jumping jacks. Be sure to count out loud. What some leg lifts? Pushups? Sit-ups?

_____ **Activity 2: Hide and Seek:** You will need a scarf/towel and 10 objects. Place all of the items in front of your child. Have your child to count the number of objects. Then cover all

of the objects. Have your child to close his/her eye and remove an object. Remove the scarf/towel and have your child tell how many objects he/she sees. Continue in this manner removing a different number of objects each time.

_____ **Activity 3: Writing Numbers:** Cut out and assemble the dice pattern with numbers below. Allow your child to roll the dice and practice writing the number that was rolled. Be sure to encourage your child to count to that number as well.

_____ **Activity 4: Compare Objects:** Cut out and assemble the dice patterns below. Allow your child to roll each dice and compare the dots and numbers. Are the dots the same as the number? Different? Equal (the same)?

_____ **Activity 5: Shape Picture:** Cut out and use the pattern blocks below to create a picture. Be sure to describe what you made.

SC Early Learning Standards

- ⇒ Rote count to 20 with increasing accuracy. MTE-1s
- ⇒ Count up to 10 objects in a variety of ways (for example, left to right, right to left, in stacks, etc.). MTE-1t
- ⇒ Count up to 10 objects arranged in a line using one-to-one correspondence with increasing accuracy, and answer the question “How many are there?” MTE-1u
- ⇒ Recognize numerals up to 10 and attempt to write them or number-like forms during play and daily activities. MTE-1v
- ⇒ • Compare the amount of items in small sets of objects (up to 5 objects) by matching or counting and use language such as “more than” and “less than” to describe the sets of objects. MTE-1q

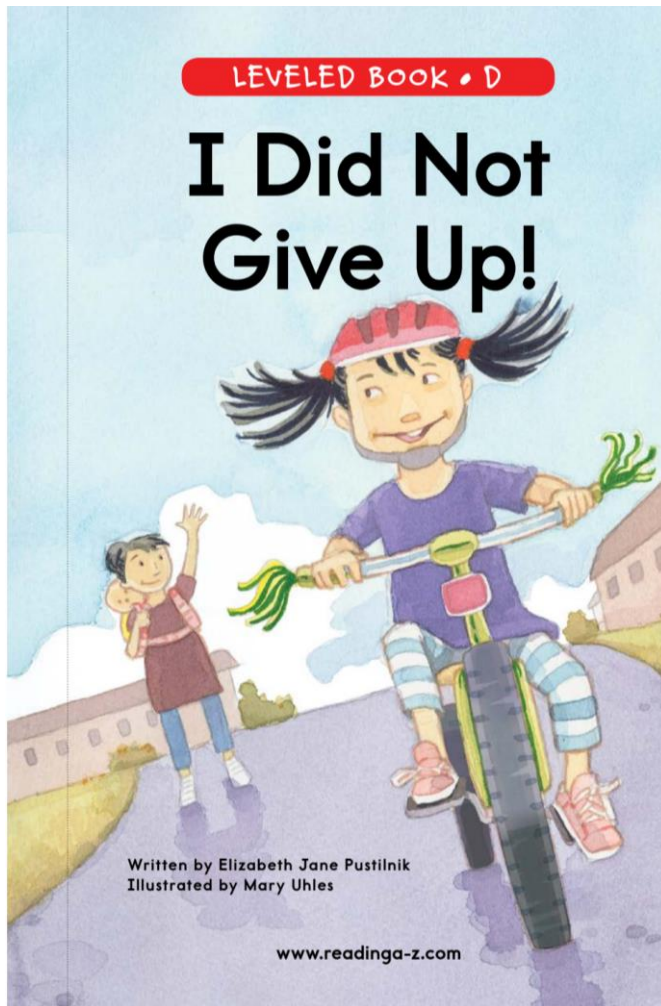
My child has completed the required learning activities during the eLearning day. This paper must be returned to your child’s teacher within 5 school days of the eLearning day.

Parent’s/Guardian’s Signature

Date

Resources

English Language Arts



I Did Not Give Up!

A Reading A-Z Level D Leveled Book
Word Count: 86

Connections

Writing and Art


Think about a time when you were not able to do something but you kept trying.
Draw a picture and write about it.

Math

Make a class list of three things each of you wants to learn how to do.
Vote on the one you want to learn the most.
Make a class graph to show how everyone voted.

 **Reading A-Z**

Visit www.readinga-z.com
for thousands of books and materials.



Focus Question

What can happen if you do not give up?

Words to Know

float	keep
give up	tie
important	trying

I Did Not Give Up!
Level D Leveled Book
© Learning A-Z
Written by Elizabeth Jane Pustilnik
Illustrated by Mary Uhles


All rights reserved.

www.readinga-z.com


Correlation

LEVEL D


Fountas & Pinnell	D
Reading Recovery	5-6
DRA	6




I do not like to give up.



It is important
to keep trying.




I kept trying
to tie my shoes.
Now I can.




I kept trying
to read my book.
Now I can.



I kept trying
to tie my shoes.
Now I can.




I kept trying
to read my book.
Now I can.



I kept trying
to write my name.
Now I can.



I kept trying
to jump rope.
Now I can.



I kept trying
to write my name.
Now I can.



I kept trying
to jump rope.
Now I can.



I kept trying
to ride my bike.
Now I can.



I kept trying
to float on my back.
Now I can.













Now I can do
all of these things.



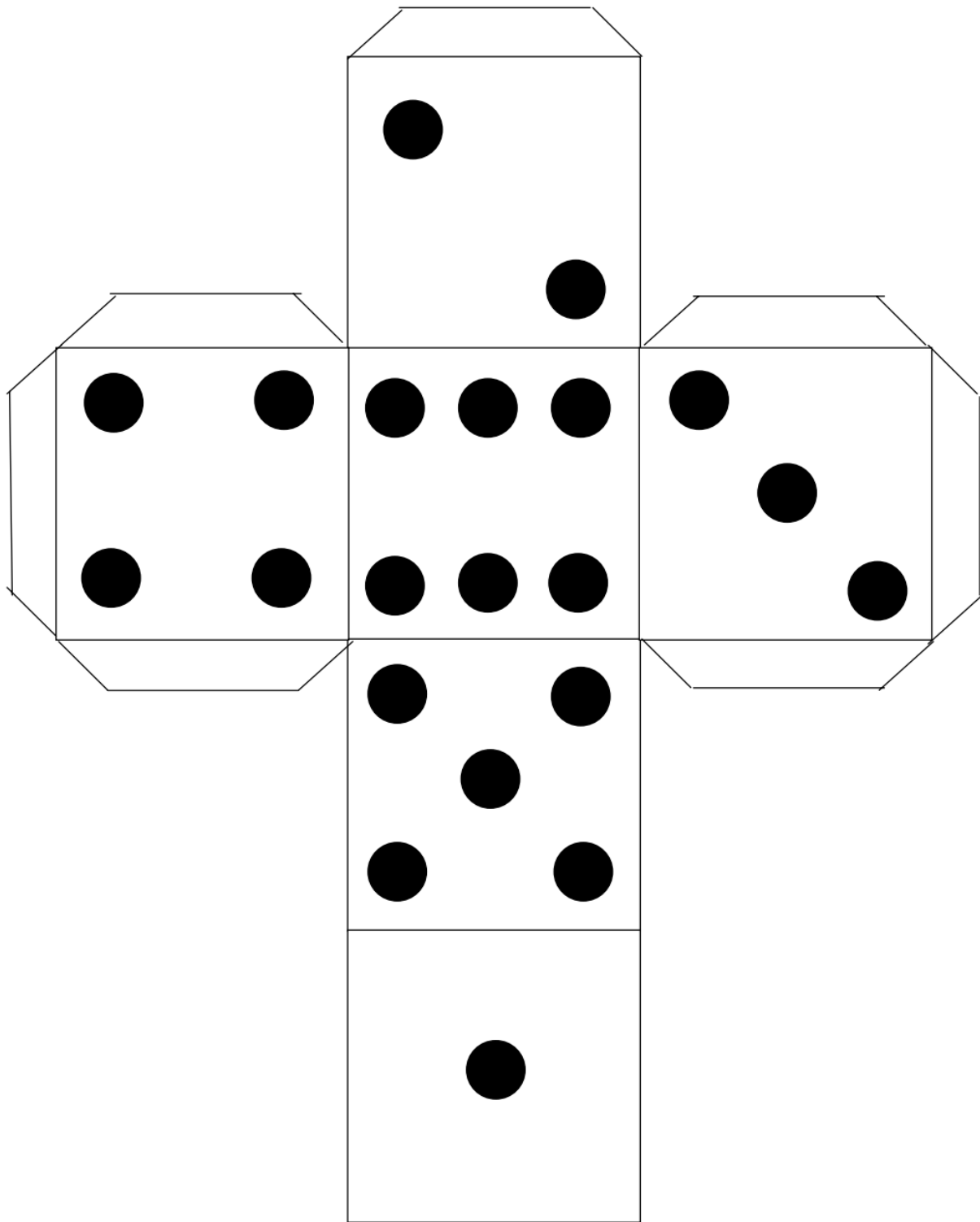
I did not give up!



Alphabet Chart

					
apple	bee	car	dog	egg	fish
					
gorilla	hat	igloo	jellyfish	key	lion
					
monkey	newspaper	orange	pig	quilt	robot
					
sun	tree	umbrella	van	watermelon	as in box
					
yellow	zebra				

Math



Numerals 1-6 Dice Net

© Copyright 2017, www.sparklebox.co.uk

