



eLearning Day 1 Packet PK 2019-2020

Please see the standards-based activities to complete with your child on the eLearning Day. Have your child complete these activities at home to count as attendance for the day we would have spent at school.

Child's Name: _____ Teacher: _____

Prekindergarten English Language Arts Activities: Please complete 3 out of 6 activities listed. Check the items as your child completes them.

I Can Statements

- I can sing songs and rhymes.
- I can identify letters.
- I can read a book.
- I can write.
- I can make observations.

_____ **Activity 1: Music and Movement:** Listen to and discuss these songs about nature all around us.

Farmer Plants the Seeds	The Planting Song
https://www.youtube.com/watch?v=cRhGOdqWIIo	https://www.youtube.com/watch?v=a44NFSiln54

_____ **Activity 2: Letter Search:** Allow your child to select a book. Then go on a letter search using the book. See how many letters that your child knows. Be sure to focus on the letters that are in your child's name as well as other family member's names.

_____ **Activity 3: Reading:** Read Chicka Chicka Boom Boom using this link or select a book from your child's library: <https://www.youtube.com/watch?v=im2qjTftbVc>. Be sure to talk about the pictures.

_____ **Activity 4: Identifying Name:** Write each letter of your child’s name in a box (using the table below). Mix up the letters and have your child to spell his/her name correctly. Write the child’s name on a separate piece of paper if they need assistance. Using the back of the form below, allow your child to write his/her name. An alphabet chart is attached for additional practice with letters.

_____ **Activity 5: Sensory Walk:** Take a walk in your yard or neighborhood. Talk about what you observe. Did you notice anything that you could see, taste, hear, smell, or touch?

_____ **Activity 6 (Optional):** Access LexiaCore5 and complete a minimum of 15 minutes of instruction. Please refer to login information sent home previously.

SC Early Learning Standards

- ⇒ Repeat familiar songs, chants, or rhymes. LDC-7p
- ⇒ Show an interest in books, other print, and reading related activities. LDC-8k
- ⇒ Recognize and name many letters of the alphabet, especially those in their own name and in the names of others who are important to them. LDC-12g
- ⇒ Notice and react to the natural world and the outdoor environment. CD-10I

Prekindergarten Mathematics Activities: Please complete 3 out of 5 activities listed. Check the items as your child completes them.

I Can Statements

- I can sing songs and rhymes.
- I can count to 20.
- I can count objects.
- I can recognize numerals up to 10.

_____ **Activity 1: Music and Movement:** Listen to and discuss these songs about nature all around us.

Let’s Learn Our Numbers	Count to 20 and Workout
https://www.youtube.com/watch?v=pzmB0GoEKkA	https://www.youtube.com/watch?v=_MVzXKfr6e

_____ **Activity 2: Counting Objects:** Have your child to gather 10 household objects. Assist your child if necessary. Place the objects in different positions (straight line, curved line, etc.) and have your child to count them.

_____ **Activity 3: Reading:** Read Chicka Chicka 123 using this link or select a book from your child's library: <https://www.youtube.com/watch?v=T7rjMs-EF24>. Be sure to talk about the pictures.

_____ **Activity 4: Number Match:** Using the number chart below, cut the numbers apart and play number match. Turn all of the numbers over and have your child to flip over 2 cards at a time. He/She will need to identify the numbers that they turned over. If the numbers match, he/she takes another turn. If not the same, you (the parent) will select 2 cards and repeat the same process. Continue until all cards have been selected.

_____ **Activity 5: Number Walk:** Take a walk in your neighborhood. Talk about the numbers that you observe and their location. Write down the numbers when you return home.

SC Early Learning Standards

- ⇒ Rote count to 20 with increasing accuracy. MTE-1s
- ⇒ Count up to 10 objects in a variety of ways (for example, left to right, right to left, in stacks, etc.). MTE-1t
- ⇒ Count up to 10 objects arranged in a line using one-to-one correspondence with increasing accuracy, and answer the question "How many are there?" MTE-1u
- ⇒ Recognize numerals up to 10 and attempt to write them or number-like forms during play and daily activities. MTE-1v


















My child has completed the required learning activities during the eLearning day. This paper must be returned to your child's teacher within 5 school days of the eLearning day.

Parent's/Guardian's Signature

Date



Alphabet Chart

					
apple	bee	car	dog	egg	fish
					
gorilla	hat	igloo	jellyfish	key	lion
					
monkey	newspaper	orange	pig	quilt	robot
					
sun	tree	umbrella	van	watermelon	as in box
					
yellow	zebra				

Math

Numerals	0
1	2
3	4
5	6
7	8
9	10

Numerals	0
1	2
3	4
5	6
7	8
9	10