

How to access Enrich Assess Training Videos

1. Login to your Enrich account at <https://richland1.enrichcloudsc.com>
 - a. Use the same username and password that you use to login to your district computer.
2. Look for the “Help” link in the upper right corner of your Home page (under “Sign Out”):



- a. Click the link to open “Help.”
3. You should now be on the Frontline Education Help page:

Frontline Education Help

4. On the far right, you will see links for Additional Information. Click on “Product Videos.”

Additional Information

- [Product Documentation](#)
- [Feature Release Notes](#)
- [Product Videos](#)
- [Known Issues](#)
- [System Update History](#)


5. From the list of Product Videos & Guided Tutorials, click on “Enrich Assess Online Training for Administrators and Teachers.”

Product Videos & Guided Tutorials

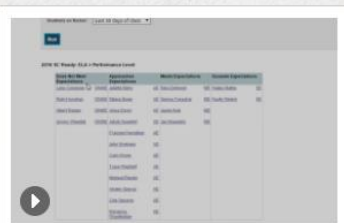
Enrich Assess

- [Enrich Assess Foundation Training for Administrators and Teachers](#)

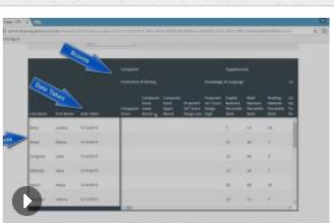
6. You should now be on the Enrich Assess Training for South Carolina page.
7. Browse the videos listed and click on the video you would like to view.




Introduction to Enrich Assess for Teachers



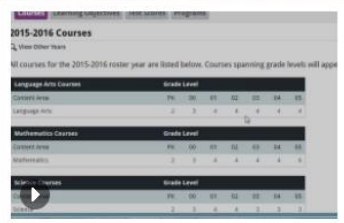
Roster reports: Performance Groups



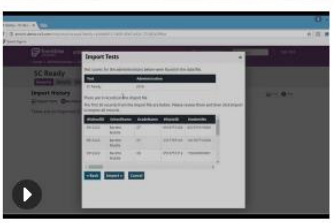
Roster Reports: Class Score Sheet



Roster Reports: Class Achievement Profile



School Administrator Topics



Webinar: Importing Assessments for Enrich Administrators