



HOUSE

Total Audience Capacity:	1182	Seating Style:	American
Orchestra Level Seats:	773	Internal Aisles:	2
Balcony Level Seats:	409	Transverse Aisle:	1

STAGE

Stage		Dimensions	
Type:	Proscenium Arch	Proscenium:	46'6" W x 21'9" H
Material:	Sprung Wood	Stage Height:	3'3"
Color:	Black	Stage Depth:	27'7"
ADA Access:	2 ramps from the house to the front of the stage	Apron:	51'10" W x 16'4" D
Playing Space		SR Wing:	5'9" x 27'7"
Net Stage Width: <i>(leg to leg)</i>	42'4"	SL Wing:	8'3" x 27'7"
Net Stage Depth: <i>(front of apron to back curtain)</i>	44'7"	Crossover:	73' x 5'1"
		Extension Stage: <i>(SR in front of apron)</i>	Approx. 14'9" W x 8'1" D <i>(at center)</i>

Note: unless otherwise noted, all US/DS dimensions are taken from the plasterline

ORCHESTRA PIT

Type:	Gala Spiralift	Measurements:	33' L x 9'8" W
Rated Load:	16,550 lbs.	Depth from stage:	8'7"
		Depth from audience floor:	5'4"

STAGE EQUIPMENT

Dance Floor:	5 lanes Rosco Dance Floor	Choir Risers:	3 Wenger Tourmaster
Dance Booms:	6	Piano:	1 Upright

SUPPORT SPACES

Lobby		Loading Area	
Ticket Booth:	1	Loading Dock:	Yes
Concessions Stand:	1	Building Access:	Garage doors through scene shop
Backstage		Stage Access:	Garage door from scenic hallway
Dressing Rooms:	2		
Greenroom:	1		
Scene Shop:	1		

EAU CLAIRE THEATRE

Technical Specifications

AUDIO

Console:	Midas M32
Control Locations:	Booth, Transverse Aisle in House, iPad App

Amplifiers

Crown CTs 1200
Crown CT 4200
Crown CT 3000

Processing

4 Biamp AudiaFLEX TI-2 2
Playback
1 RapcoHorizon Laptop Interface 1

HOUSE SPEAKERS

Additional monitors available on request

<u>Location</u>	<u>Make/Model</u>	<u>Qty.</u>
Mains:	Tannoy VX12HP	3
Delay:	Tannoy V12	3
Subs:	Tannoy VSX18	2
Booth Monitors:	EV S-40b	3
Portable Monitors:	PAS TOC SW-1	4

INPUTS & OUTPUTS

	<u>Inputs</u>	<u>Type</u>	<u>Channels</u>	<u>Outputs</u>	<u>Type</u>	<u>Channels</u>
DSR Wing	6	XLR	1-6	2	Speakon	A & C
DSL Wing	6	XLR	7-12	2	Speakon	B & D
USR Wing	6	XLR	13-18	2	Speakon	B & D
USL Wing	6	XLR	19-24	2	Speakon	A & C
Mid-rail	6	XLR	41-46	4	Speakon	A-D

MICROPHONES

Additional microphones available on request

	<u>Qty</u>	<u>Model</u>
Wireless Receivers:	2	Sennheiser EM 100 G3
Microphones		
Wireless Handheld:	2	Sennheiser SKM 100-835 G3
Wired Handheld:	1	Barringer xm1800s

INTERCOM

Base Station:	Clear-Com MS-702	Headsets:	4
Channels:	2	Beltpacks:	5

EAU CLAIRE THEATRE

Technical Specifications

LIGHTING

Console:	ETC Element 40/250
Control Locations:	Booth, SR Wing, SL Wing

DIMMERS

Theatrical Lighting:	Strand C21	Architectural Lighting:	Strand C21
Total Dimmers:	192	Architectural Dimmers:	21
Stage Dimmers:	157	Type:	Incandescent
Wattage	2400w		
Connector Type:	Stage Pin		

CIRCUITS

<u>Positions</u>	<u>Qty</u>	<u>Total Circuits</u>	<u>Dimmers</u>	<u>Shownet</u>
Balcony Rail	1	3	1-3	
Front of House Catwalk:	1	48	4-51	2
Box Booms:	2	6	52-57	
Overhead Electrics:	4	82	58-136	4 (1 ea.)
Offstage Floor Pockets:	8	24	137-148	2 (DSR)
Backstage Wall Boxes:	3	9	149-157	1 (USL)

HOUSE PLOT

Additional instruments available on request

	<u>Position/Purpose</u>	<u>Colors</u>	<u>Fixtures</u>
Washes	FOH/Stage Front:	2 (warm/cool)	22 ETC Source 4 19° Fixtures
	Balcony Rail/Ext. Front:	2 (warm/cool)	4 ETC Source 4 19° Fixtures
	Overhead/Down:	3 (warm/cool/neutral)	45 ETC Source 4 PARnels
	Pipe-ends/High Side:	2 (solid/breakup)	24 ETC Source 4 25-50° Zooms
	Cyc:	-	9 Chauvet Ovation C-805FC LED Cyc Lights
	Dance Booms: (if set up)	3	18 ETC Source 4 36° Fixtures
		<u>Qty</u>	
Specials	Front of House:	3 (SL, CS, SR)	ETC Source 4 14° Fixtures
		2	ETC Source 4 19° Fixtures
		2	ETC Source 4 25-50° Zooms
	Balcony Rail:	2	ETC Source 4 19° Fixtures
	Overhead:	9 (SL/C/R – DS,CS,US)	ETC Source 4 Jr. 25-50° Zooms
	Box Booms: (Apron)	12 (6 ea.)	ETC Source 4 Jr. 25-50° Zooms
	Followspots:	1	Lycian Midget HP Followspot

POWER DISTRIBUTION

<u>Type</u>	<u>Location</u>	<u>Qty.</u>	<u>Amps.</u>	<u>Connectors</u>
Company Switch	Blackout Corridor	1	400a	Camlock

EAU CLAIRE THEATRE

Technical Specifications

PROJECTION

Projector

Model: Sanyo PLC-XF46N
Location: Booth

Screen

Location: Lineset 5 CS
Control Location: Counterweight Rail
Dimensions: 17' W x 13' H

INPUTS

	<u>Type</u>	<u>Qty.</u>	<u>Type</u>	<u>Qty.</u>
Booth:	HDMI	1	VGA	1

RIGGING

FRONT OF HOUSE

Balcony Rail

Distance from Proscenium: 57'7"
Trim: 21'10"
Length: 12'

Catwalk

Distance from Proscenium: 30'
Trim: 40'
Length: 70'

Box Booms

Distance from Proscenium: 5'
Trim: 7'4"
Light Positions: 5 (ea.)

OVERHEAD

Recommended Drop Dimensions: 46-50' W x 20-24' H

Single-Purchase Counterweight

Total Linesets:	28	Locking Rail:	SR Wing
Available Linesets:	14	Mid-Rail:	Yes
Batten Length:	50'3" & 59'	Loading Bridge:	Yes
Capacity:	2300lbs.	Walk-able Grid:	Yes

Motorized Electrics

Qty: 4
Manufacturer: Texas Scenic

Traveler Tracks

Total Linesets: 2
Bi-parting Tracks: Main, Mid-stage

EAU CLAIRE THEATRE

Technical Specifications

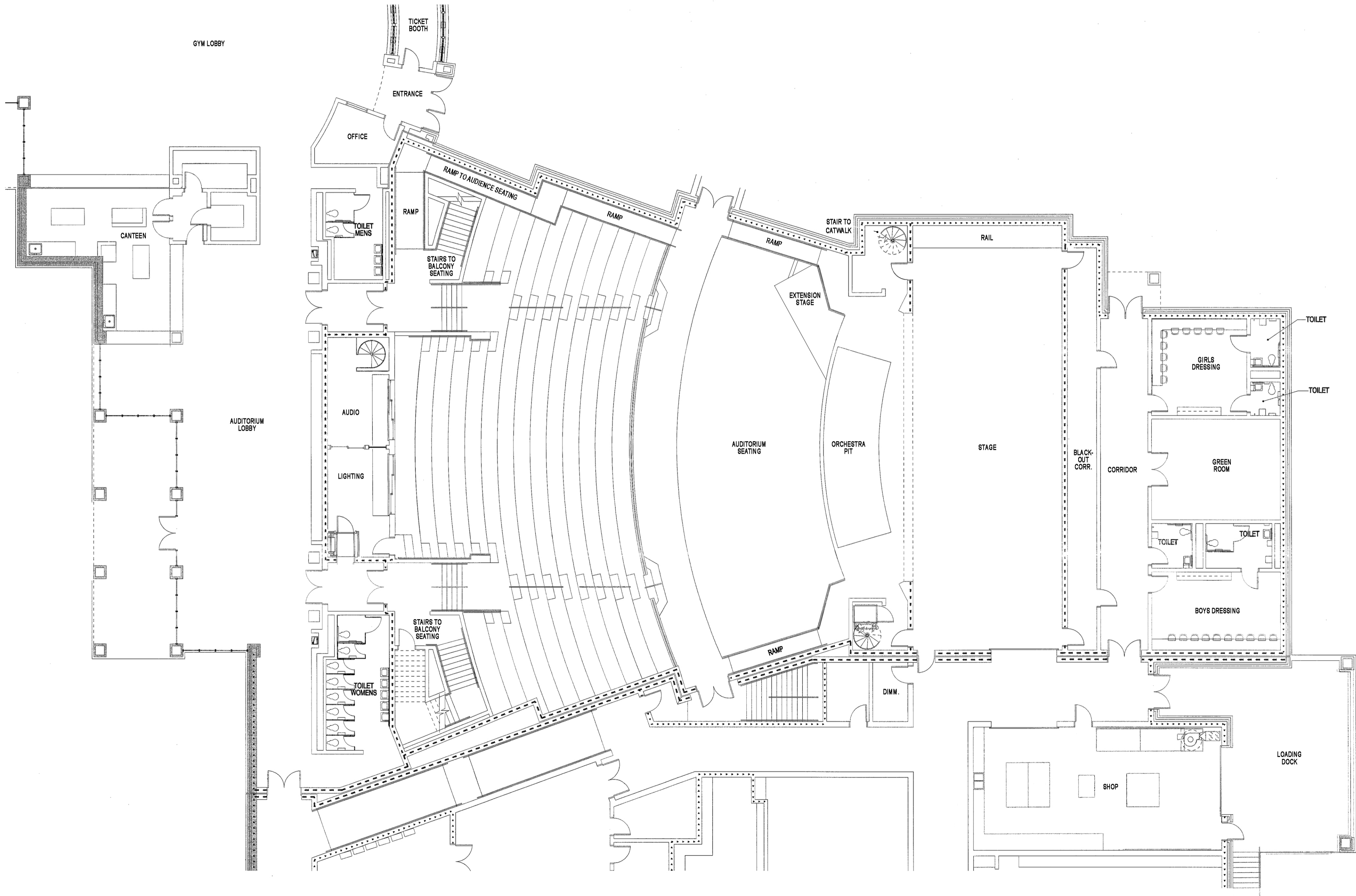
LINESSET SCHEDULE

Purple = Lineset cannot be moved or changed

Green = Motorized Electric

Lineset	Position	Trim	Description	Dimensions	Material
1	1' 0"	24'	MAIN VALENCE	58' W x 6' H	Green Memorable
2	1' 8"	24'6"	MAIN CURTAIN	30' W x 23'6" H (2 panels)	Green Memorable
3	2' 4"				
4	3' 4"	22'	1 ST ELECTRIC		
5	4' 4"		PROJECTION SCREEN	17' W x 13' H	
6	5' 0"				
7	5' 8"				
8	6' 4"	24'	BORDER	58' W x 4' H	Black Memorable
9	7' 8"	23'6"	LEGS	15' W x 23'6" H (2 panels)	Black Memorable
10	8' 4"				
11	9' 0"	22'	2 ND ELECTRIC		
12	9' 8"				
13	10' 4"				
14	11' 0"				
15	11' 8"	24'	BORDER	58' W x 4' H	Black Memorable
16	12' 4"	24'6"	MID-STAGE TRAVELER	30'6" W x 23'6" H (2 panels)	Black Memorable
17	13' 0"	23'6"	LEGS	15' W x 23'6" H (2 panels)	Black Memorable
18	14' 4"	22'	3 RD ELECTRIC		
19	15' 8"				
20	16' 4"				
21	17' 0"				
22	17' 8"	24'	BORDER	58' W x 4' H	Black Memorable
23	18' 4"	23'6"	LEGS	15' W x 23'6" H (2 panels)	Black Memorable
24	19' 0"				
25	19' 8"				
26	21' 8"				
27	22' 4"	24'	BORDER	58' W x 4' H	Black Memorable
28	23' 0"	23'6"	LEGS	15' W x 23'6" H (2 panels)	Black Memorable
29	24' 0"	22'	4 TH ELECTRIC		
30	25' 0"				
31	25' 8"	23'6"	SCRIM	58' W x 23'6" H	Black Sharkstooth
32	26' 4"	23'6"	CYCLORAMA	58' W x 23'6" H	White Leno

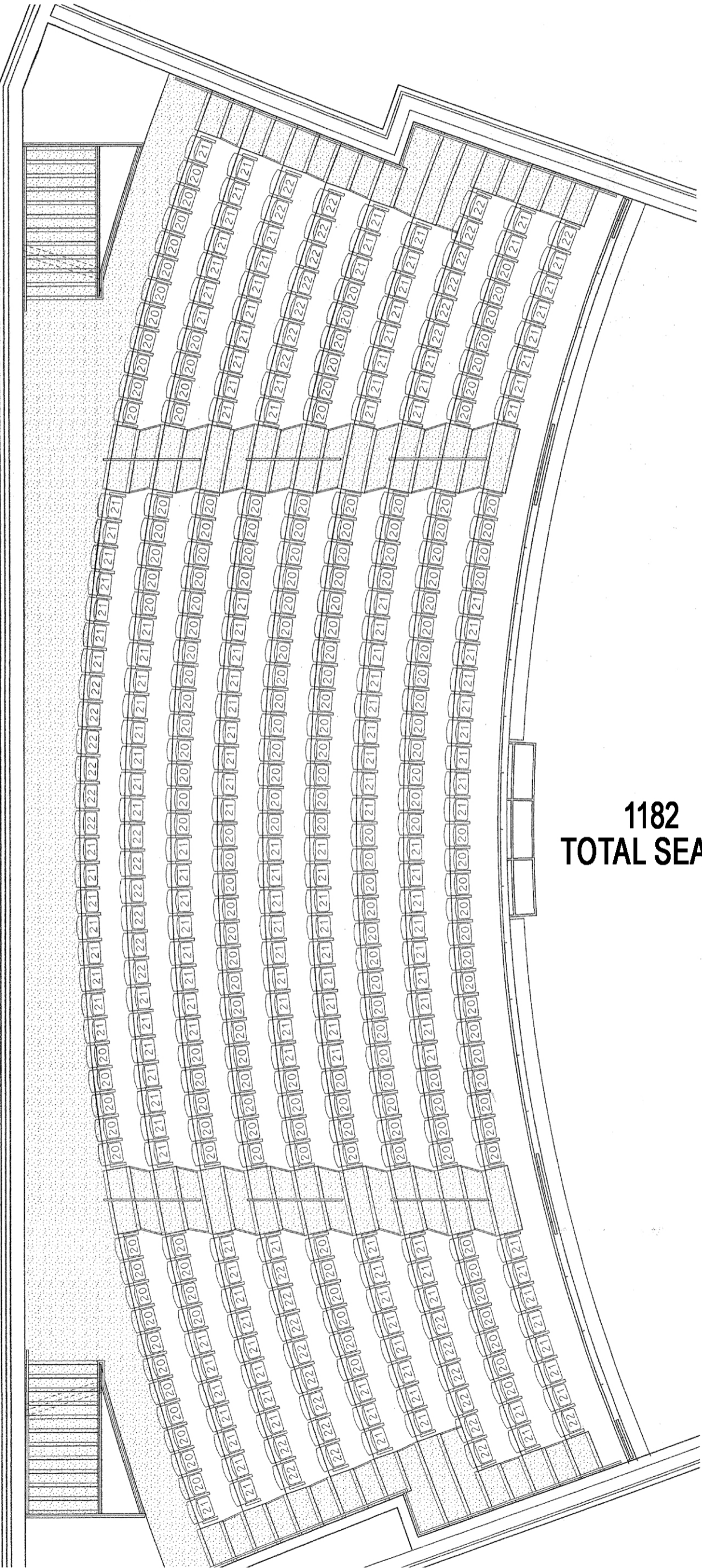
EAU CLAIRE THEATRE FLOOR PLAN



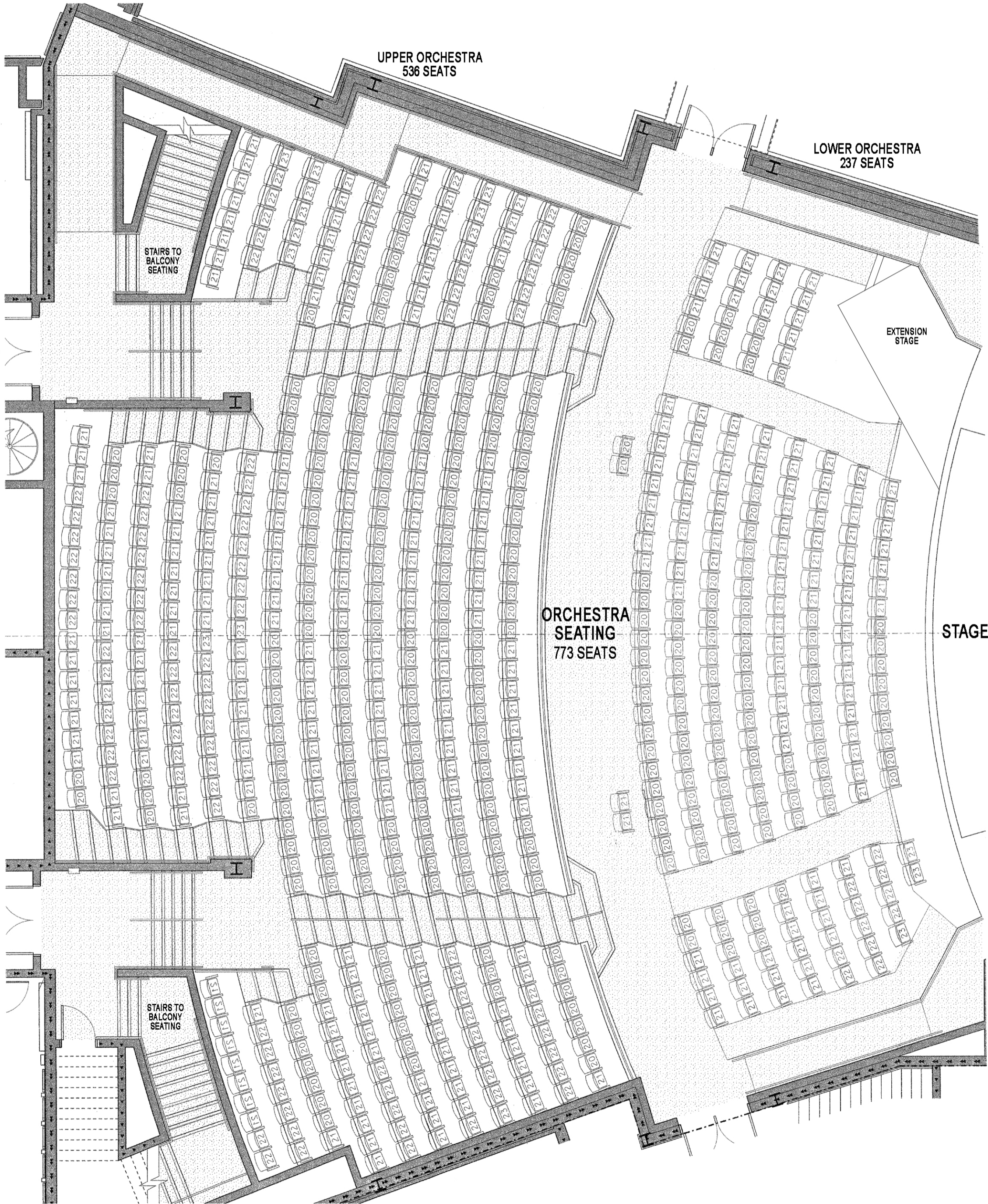
EAU CLAIRE THEATRE SEATING CHART



BALCONY SEATING
409 SEATS



1182
TOTAL SEATS



ORCHESTRA SEATING
773 SEATS

UPPER ORCHESTRA
536 SEATS

LOWER ORCHESTRA
237 SEATS

EXTENSION STAGE

STAGE