




























South Carolina Department of Education SCHOOL BUS SAFETY TIPS

-  **STEP BACK**—While waiting for the bus, stay at least 10 feet from the edge of the roadway.
-  **BE SEEN**—Wear light colored clothing with reflective accessories so the bus driver and other motorists can see you.
-  **BE SAFE**—Don't run or play at the bus stop. Pay attention to moving traffic. Put your phone, your music player, and your video games away until it is safe to use them.
-  Be on time at the bus stop.
-  Never distract the bus driver.
-  While you are on the bus, talk quietly, sit properly, and respect those around you.
-  Keep your hands, feet, arms, legs and all objects to yourself and inside the bus.
-  Keep the aisle of the bus clear at all times.
-  Do not tamper with or play with emergency exits or other bus equipment.
-  Do not wave or make rude gestures to pedestrians or occupants of other vehicles.
-  If you are on your way to or from the bus stop, be aware of moving traffic.
-  Leave your home early enough so you have plenty of time to get to the bus stop. Don't rush.
-  Put everything in your backpack or school bag before you leave home or your classroom so you don't drop things along the way.















South Carolina Department of Education SCHOOL BUS SAFETY TIPS

-  Stay alert and pay attention to your surroundings... texting or talking on your phone, listening to your music player, or playing a handheld video game are distractions that could lead to injury.
-  Be able to look and listen...it is difficult to see and hear traffic if you are wearing a hood.
-  While you are waiting for the bus, don't play around and stay at a safe distance—at least 10 feet—from the street.
-  While the bus is pulling up, stay at least 10 feet (5 giant steps) away from the outside of the bus. Wait until the driver sees you and signals that it is safe before approaching the bus.
-  Wait until the bus driver has completely stopped the bus and signaled for you to approach before you move towards it to get on.
-  Wait until the bus driver has completely stopped the bus before you stand up to get off.
-  When you get off the bus, quickly move away from the bus. Don't walk down the side of the bus, and don't play in the area around the bus stop.
-  Be careful if you have clothing or backpacks with drawstrings, toggles, or key chains... they could get caught in the bus door or on the handrails.
-  To keep from tripping, hold the handrail going up and down the bus steps.
-  As soon as you are on the bus, go quickly to your assigned seat and sit down. If you don't know where to sit, ask the driver.
-  Remain seated until the driver tells you it is okay to move.
-  Listen to and follow your bus driver's instructions. Be courteous and respectful to your driver.





South Carolina Department of Education SCHOOL BUS SAFETY TIPS


-  Once you are on the bus, keep your head, arms, and any other body parts inside the bus at all times
-  Do not throw papers, trash or anything else out the bus window.
-  If you drop something near the bus, don't pick it up. Instead, ask the driver for help.
-  If you must cross the street, wait until the driver sees you and lets you know it's safe.
-  If you must cross the street to get on the bus, wait on your side until the bus driver makes sure all traffic is stopped and signals for you to cross.
-  Stay away from the bus wheels at all times.
-  So that motorists can see you, wear light color clothing and reflective accessories
-  Walk on the sidewalk if there is one. If there isn't a sidewalk, stay out of the street if possible.
-  If you must walk in the street, stay as close as possible to the edge of the road. Walk single file, facing traffic, and move off to the side if a vehicle approaches.
-  Make sure your pets and pre-school brothers and sisters stay home. It is not safe for them near traffic and at the bus stop.
-  Don't run, push or shove at the bus stop. It is too dangerous near traffic.
-  If you must cross the road to get on or off the bus, wait for the driver to signal that it is safe to cross. Look left, look right, and then look left again before walking—do not run—across the road.




South Carolina Department of Education SCHOOL BUS SAFETY TIPS

-  Parents or guardians are responsible for the safety, conduct, and the timely arrival of their children to, from, and at the designated school bus stop before the arrival of the school bus for pick up and transport to school and the timely departure of the children after the school bus leaves the designated school bus stop after transporting the children from school. (*S.C. Code of Laws SECTION 59-67-415.*)

-  Anything you carry onto the bus must be small enough so that you can hold it in your lap and keep it under your control at all times.

-  Large items which obstruct the driver's view to the sides and rear of the bus are prohibited.

-  The aisle, doors, and emergency exits must remain clear and free from obstructions at all times.