



# College Jump Start

Ardsley High School Counseling Department

125,058	154,568	95,054	124,500
125,487	56,845	97,511	125,000
124,000	110,000	99,011	154,000
105,450	150,000	99,216	95,000
86,502	35,000	101,090	154,200
	83,000	101,684	110,000
	45,000	101,962	89,000
		102,747	50,000
			68,700
			123,000

# Where are we now?



Remember our Student Spring To Do List?



Realistic assessment of academic records and personal interests and learning style



Individual and Family meeting with guidance counselor upon completion of brag sheets



Research colleges using available resources



Visit college campuses or do virtual tours/information sessions



Register for the ACT and/or **SAT**



**Plan summer activities**

# Where you should be as Parents

Think about

Think about your **child's** readiness factor

Net Price

Utilize Net Price Calculator and Cost of Attendance on College Sites

FAFSA

Be cognizant that 2021 tax forms are used in the financial aid process--FAFSA will be available in DECEMBER

Brag Away

Fill out Parent Brag Sheet before Junior Family Meeting with Counselor

Autonomy

Do not take control of the process

The List

Make sure your **child applies** to a range of schools

Reassure

Reassure your **child** that you will be proud, regardless of the outcome

# Take a Breath

If you haven't completed all of the items on the check list...it is ok!

We still have plenty of time to schedule Family Meetings

Begin working on the Brag Sheet and share whatever information you can with us

There are still ACT/SAT dates in the August and September!

The weather is perfect for a college tour!

# Touring Tips!

Reserve

Reserve a visitation time with Admissions

Tour

Tour the campus

Eat in

Eat in the dining hall

Sit in

Sit in on a class if possible

Arrange

Arrange to meet a professor in a subject that interests you

Question

Question current students

Explore

Explore the Freshmen Dorms

Visit

Visit the library, Career Center, Student Center and the Bookstore

Interview

Interview if possible



# The Guidance Office Timeline

- + Naviance will promote the students in July
- + Transcripts will be available for families to view in August
- + Students must review their transcripts for any irregularities
- + Transcripts will be uploaded to Naviance 10 days after the start of school
- + We cannot send out materials until transcripts and classes are finalized!
- + Please keep in mind when we start school! For example, southern schools start significantly earlier, so their deadlines reflect their timeline

# Test Dates

## SAT

- + Upcoming testing dates:
  - + August 26, 2023
  - + October 7, 2023
  - + November 4, 2023
  - + December 2, 2023

## ACT

- + Upcoming testing dates:
  - + September 9, 2023
  - + October 28, 2023
  - + December 9, 2023

# Important things to keep in mind

- + Have you had an honest reflection of your child's academic record?
  - + What do their senior year courses say about them?
  - + Are the schools they are interested matching their current GPA and scores at this point?
  - + Are the colleges and universities they researched or visited a realistic fit for them academically, socially, and financially?



# Research

- + College websites are frequently updated with new information. Go to college websites directly to sign up for virtual tours and info sessions and interviews.
- + Check out social media accounts for specific clubs and groups on college campuses to get a student perspective. Consider reaching out to an Ardsley High School alum.
- + Check out websites that provide specific college information in different contexts. A list will be posted in the Guidance Google Classroom.



# TEACHER RECOMMENDATIONS

**Who knows you best?**



**Things to Consider**

- Ask well in advance
- Request in person
- Provide requested information
- Waive right to view recommendation
- Quality over quantity
- Write a thank you note

# The Common Application

- + The Common Application is one of the most popular platforms to easily submit applications for Colleges and Universities
- + There are general parts of the application that students can complete now without knowing where they would like to apply
- + We will pair our students Naviance and Common Application together at the beginning of their senior year
- + Most schools participate in the Common Application and make it easy to submit applications and supplemental information directly through the website
- + **August 1st will open the 2023-2024 Application Window**

# Common App Essay Prompts

1. Some students have a background, identity, interest, or talent that is so meaningful they believe their application would be incomplete without it. If this sounds like you, then please share your story.
2. The lessons we take from obstacles we encounter can be fundamental to later success. Recount a time when you faced a challenge, setback, or failure. How did it affect you, and what did you learn from the experience?
3. Reflect on a time when you questioned or challenged a belief or idea. What prompted your thinking? What was the outcome?
4. Reflect on something that someone has done for you that has made you happy or thankful in a surprising way. How has this gratitude affected or motivated you?
5. Discuss an accomplishment, event, or realization that sparked a period of personal growth and a new understanding of yourself or others.
6. Describe a topic, idea, or concept you find so engaging that it makes you lose all track of time. Why does it captivate you? What or who do you turn to when you want to learn more?
7. Share an essay on any topic of your choice. It can be one you've already written, one that responds to a different prompt, or one of your own design

# THE COMMON APPLICATION

## Sign In to My Application

Don't have an account? [Create an Account](#)

Email

Password

[Need Help?](#) | [Forgot password?](#)

Sign In

©2017 The Common Application

[Terms of Use](#)

[Privacy Policy \(updated January 25, 2017\)](#)

[System Requirements](#)



1:53 PM  
6/1/2017

- Common Application**
- Profile
- Family
- Education
- Testing
- Activities**
- Writing

## Activities Preview

 [View Activities Tutorial](#)

### ▶ Activities ✓

#### ▼ Activity 1

Activity type \*

Position/Leadership description and organization name, if applicable \*

Please describe this activity, including what you accomplished and any recognition you received, etc. \*


Participation grade levels \*


- 9
- 10
- 11
- 12
- Post-graduate


Timing of participation \*


- During school year
- During school break

## Instructions and Help

**Participation grade levels**  
The acronyms are as follows:  
9 -12 = High School Grades  
PG= Post Graduate  
[+] [\[more\]](#) 

**What are the character limits for details, honors won, and accomplishments fields?**  
You are allowed 150 characters for details, honors won, and accomplishments, and then 50 for posi ... [+] [\[more\]](#) 

**Order/reorder of activities**  
Please list your principal activities in order of importance to you. You can change the order by us ... [+] [\[more\]](#) 

**Activity type not on the list**  
If your activity type is not listed you can select "other club/activity" from the drop-down list. Y ... [+] [\[more\]](#) 

**Delete a selection**

# What's next?

1

Encourage your child to do their best to finish out the school year strong

2

Honestly look at their GPA and SAT/ACT scores to continue making a balanced college list

3

Complete the brag sheets and share them with our offices

4

Take a tour

5

Meet with us!