


Aeries – Summer School Registration Report

Login to Aeries

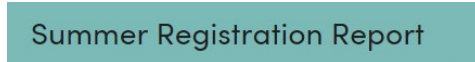
Click on the Reports menu




Click on SBCUSD Student Data



Click on Summer Registration Report



Login, example: *sbc-district\firstnamelastname* and your District password

Report Filter Selections	
* Leaving the drop-downs at the default settings of Yes, No, (Blank) will produce no filter for that parameter and display all students per that parameter.	
School	The School drop-down defaults to your site. If you're working departmentally select as many sites as you wish to pull data from.
School Type	This corresponds with the school parameter. If set to next, Next School will be filtered. If set to Summer, Summer School will be filtered. Next School - the school a student is scheduled at for summer (enrolled) Summer School - the school displayed on summer registration (physically attending)
Attend Summer	Select Yes to list students who have opted to attend summer school. Leaving at default value selects all students, Yes or No.
Course Request(s)	Select Yes to list students who have a course request/schedule in Aeries. Leaving at default value selects all students, Yes or No.
Attend EXL	Select Yes to list students who opted to attend EXL. Leaving at default value selects all students, Yes, No or Blank.
EXL Processed	Select Yes to list students who have been processed for EXL. Leaving at default value selects all students, Yes or No.
 Summarize	Provides a total count; how many students per school/grade

NOTE - Students enrolled at these three schools (124, 162, 132) will attend another location (118, 108, 106), Example; Emmerton (124) → Cypress (118), Bonnie Oehl (162) → Belvedere (108), Hunt (132) → Barton (106).

Click on View Report

