

**BEAVERTON SCHOOL DISTRICT**



**Financial Report: March 2024**

# Overview



71  
Projects  
Underway



\$768,972,820  
Current Budget



\$412,971,401  
Current  
Commitments



\$75,290,804  
Actuals Paid



\$356,001,419  
Uncommitted Budget

# Executive Summary

## Budget Perspective

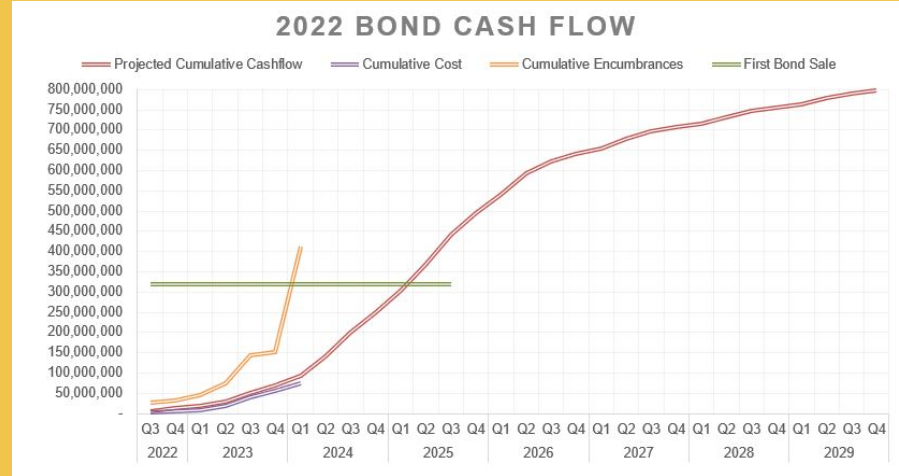
- \$1,846,202 interest earned Q1 2024.

## Schedule Perspective

- Beaverton HS foundations begin in April.
- Aloha HS Office Relocation achieved substantial completion.
- Furniture standard complete.

## Challenges and Opportunities

- Identified risk and schedule-related challenges for construction projects during summer 2024.
- Permitting challenges related to review times and requirements with jurisdictions.



---

# **Overall Financial Summary**

---

## Financial Statement

Revenue		
Bond Proceeds	\$723,000,000	*Bond sale amount
OSCIM Grant	\$8,000,000	*Included in Original Budget for Raleigh Hills
Raleigh Hills funding from 2014 Bond	\$11,821,753	*Included in Original Budget for Raleigh Hills
2022 Bond Sale Premium	\$16,637,675	
Interest on Investments	\$9,327,606	*Interest earned Q1 2024 - \$1,846,202
Energy Trust of Oregon Reimbursements	\$185,786	
SB1149 Reimbursements	\$0	
<b>Total Revenue</b>		<b>\$768,972,820</b>
Expenditures to Date		
Bond Issuance Costs	\$1,910,446	
Salaries & Overhead Expenses	\$13,318,937	
Building Improvements	\$45,582,113	
Equipment Purchases	\$14,479,309	
<b>Total Expenditures</b>		<b>\$75,290,804</b>
<b>Bond Cash Balance</b>		<b>\$693,682,016</b>

Project Name	Original Project Budget	Contingency Transfers	Other Budget Transfers	Current Budget (C+D+E)	Committed to Date	Paid to Date	Current Percent Paid (H/F)	Uncommitted Budget
<b>01 Beaverton HS Replacement</b>	<b>253,000,000</b>	<b>0</b>	<b>0</b>	<b>253,000,000</b>	<b>235,618,595</b>	<b>13,989,054</b>		<b>17,381,405</b>
01 Beaverton HS Rebuild	253,000,000			253,000,000	235,618,595	13,989,054	5.53%	17,381,405
<b>02 Raleigh Hills Replacement</b>	<b>66,821,753</b>	<b>0</b>	<b>0</b>	<b>67,821,753</b>	<b>61,742,638</b>	<b>4,911,449</b>		<b>6,079,115</b>
02.001 Raleigh Hills Replacement	66,821,753			66,821,753	61,663,136	4,897,156	7.33%	5,158,617
02.002 Raleigh Hills Temporary Relocation	0	1,000,000		1,000,000	79,503	14,293	1.43%	920,497
<b>03 Allen Transportation Replacement</b>	<b>11,000,000</b>	<b>0</b>	<b>0</b>	<b>11,000,000</b>	<b>298,028</b>	<b>63,350</b>		<b>10,701,972</b>
03 Allen Transportation Replacement	11,000,000			11,000,000	298,028	63,350	0.58%	10,701,972
<b>04 Physical Education &amp; Athletics</b>	<b>17,500,000</b>	<b>1,700,000</b>		<b>19,200,000</b>	<b>4,800,972</b>	<b>234,421</b>		<b>14,399,028</b>
04.001 PhysEd/Athletics: Barnes Gym & Cafeteria	7,500,000			7,500,000			0.00%	7,500,000
04.002 Southridge HS SB/BB Artificial Turf	2,000,000	1,700,000	1,500,000	5,200,000	4,800,972	234,421	4.51%	399,028
04.003 Aloha HS SB/BB Artificial Turf	2,000,000			2,000,000			0.00%	2,000,000
04.004 Westview HS SB/BB Artificial Turf	2,000,000			2,000,000			0.00%	2,000,000
04.005 Beaverton HS SB/BB Artificial Turf	2,500,000			2,500,000			0.00%	2,500,000
<b>05 Additional Classrooms</b>	<b>17,500,000</b>	<b>0</b>	<b>1,075,858</b>	<b>18,575,858</b>	<b>12,731,242</b>	<b>3,672,581</b>		<b>5,844,616</b>
05.001 Sato Classroom Addition	3,000,000		-135,196	2,864,804	2,864,804	2,730,741	95.32%	0
05.002 Oak Hills Classroom Addition	2,500,000		1,000,000	3,500,000	53,200	435	0.01%	3,446,800
05.003 Stoller Gym & Added Classrooms	12,000,000		211,054	12,211,054	9,813,238	941,405	7.71%	2,397,816
<b>06 Office Relocations</b>	<b>10,000,000</b>	<b>985,000</b>	<b>400,000</b>	<b>11,385,000</b>	<b>7,264,447</b>	<b>4,857,456</b>		<b>4,120,553</b>
06.001 Aloha HS Office Relocation	6,000,000	985,000		6,985,000	6,803,570	4,528,686	64.83%	181,430
06.002 Westview HS Office Relocation	2,500,000		400,000	2,900,000	436,876	328,770	11.34%	2,463,124
06.003 Cooper Mtn. Office Relocation	1,500,000			1,500,000	24,000		0.00%	1,476,000
<b>07 Athletic Facilities</b>	<b>6,000,000</b>	<b>0</b>	<b>175,750</b>	<b>6,175,750</b>	<b>714,490</b>	<b>406,812</b>		<b>5,461,260</b>
07.001 Athletic Facilities: WHS Bathroom and Concessions	2,000,000		175,750	2,175,750	714,490	406,812	18.70%	1,461,260
07.002 Athletic Facilities: AHS	2,000,000			2,000,000			0.00%	2,000,000
07.003 Athletic Facilities: SRHS	2,000,000			2,000,000			0.00%	2,000,000
<b>08 Outdoor Learning</b>	<b>5,000,000</b>	<b>0</b>	<b>-1,000,000</b>	<b>4,000,000</b>	<b>785,020</b>	<b>36,404</b>		<b>3,214,980</b>
08.001 Outdoor Learning: Springville	1,000,000			1,000,000	785,020	36,404	3.64%	214,980
08.002 Outdoor Learning: Aloha Huber	2,000,000			2,000,000			0.00%	2,000,000
08.003 Outdoor Learning: Oak Hills	1,000,000		-1,000,000	0			0.00%	0
08.004 Outdoor Learning: McKinley	1,000,000			1,000,000			0.00%	1,000,000
<b>09 Seismic Upgrades</b>	<b>40,000,000</b>	<b>0</b>	<b>20,161,827</b>	<b>60,161,827</b>	<b>32,450,003</b>	<b>7,553,115</b>		<b>27,711,824</b>
09.001 Five Oaks Seismic	6,600,000		6,200,000	12,800,000	12,122,279	6,398,972	49.99%	677,721
09.002 Mtn. View Seismic	6,600,000		13,961,827	20,561,827	19,551,027	1,045,035	5.08%	1,010,800
09.003 Meadow Park Seismic	6,600,000			6,600,000	644,152		0.00%	5,955,848
09.004 Cedar Park Seismic	6,600,000			6,600,000			0.00%	6,600,000
09.005 Whitford Seismic	6,600,000			6,600,000			0.00%	6,600,000
09.006 Highland Park Seismic	6,600,000			6,600,000			0.00%	6,600,000
09.007 Seismic Planning	400,000			400,000	132,545	109,109	27.28%	267,455
<b>10 School Modernization</b>	<b>24,000,000</b>	<b>50,000</b>	<b>-1,419,881</b>	<b>22,630,119</b>	<b>5,877,443</b>	<b>3,903,297</b>		<b>16,752,676</b>
10.001 Aloha HS Modernization	1,935,022		-69,326	1,865,696	129,296	13,065	0.70%	1,736,400
10.002 Aloha Huber Park Modernization	259,451		-10,323	249,128			0.00%	249,128
10.003 Barnes Modernization	584,050		14,500	598,550	52,904	7,197	1.20%	545,646
10.004 Beaver Acres Modernization	529,569		-24,106	505,463	65,025	37,785	7.48%	440,438
10.005 Bethany Modernization	292,596		-10,995	281,601			0.00%	281,601
10.006 Bonny Slope Modernization	162,300		-6,328	155,972			0.00%	155,972
10.007 BASE Modernization	610,338		-23,920	586,418			0.00%	586,418
10.008 Cedar Mill Modernization	285,739		-150,000	135,739	72,499	39,151	28.84%	63,240
10.009 Cedar Park Modernization	469,373		-26,049	443,324			0.00%	443,324
10.010 Chehalem Modernization	425,179		-15,233	409,946			0.00%	409,946
10.011 Conestoga Modernization	201,922		-17,110	184,812			0.00%	184,812
10.012 Cooper Mountain Modernization	301,740		-10,810	290,930			0.00%	290,930
10.013 Elmonica Modernization	530,331		-24,749	505,582	244,327	35,058	6.93%	261,255
10.014 Errol Hassel Modernization	322,885		-11,568	311,317			0.00%	311,317
10.015 Findley Modernization	245,862		-8,808	237,054			0.00%	237,054
10.016 Fir Grove Modernization	409,178		236	409,414	274,594	53,192	12.99%	134,820

	10.017 Five Oaks Modernization	278,119		-10,477	267,642			0.00%	267,642
	10.018 FLEX/CTP Modernization	271,261		-13,140	258,121			0.00%	258,121
	10.019 Greenway Modernization	334,886			334,886	279,632	103,465	30.90%	55,254
	10.020 Highland Park Modernization	473,183		-25,591	447,592			0.00%	447,592
	10.021 Hiteon Modernization	375,651		-13,458	362,193			0.00%	362,193
	10.022 ISB Modernization	630,149		-31,385	598,764	121,329	51,349	8.58%	477,435
	10.023 Jacob Wismer Modernization	298,692		-10,701	287,991			0.00%	287,991
	10.024 Kinnaman Modernization	384,795		-13,786	371,009			0.00%	371,009
	10.025 McKay Modernization	297,168			297,168	110,789	21,071	7.09%	186,379
	10.026 McKinley Modernization	713,204		-26,065	687,139			0.00%	687,139
	10.027 Meadow Park Modernization	659,104		-23,614	635,490	32,266	31,986	5.03%	603,224
	10.028 Merlo Station Modernization	62,482			62,482	48,838	3,316	5.31%	13,644
	10.029 Montclair Modernization	222,495	50,000	149,487	421,982	380,380	55,363	13.12%	41,602
	10.030 Mountain View Modernization	984,084		-844,597	139,487	2,327	2,327	1.67%	137,160
	10.031 Nancy Ryles Modernization	251,958		-9,027	242,931			0.00%	242,931
	10.032 Oak Hills Modernization	579,478		-20,761	558,717			0.00%	558,717
	10.033 Raleigh Park Modernization	366,888		-16,566	350,322	32,938	3,675	1.05%	317,384
	10.034 Ridgewood Modernization	282,691		-10,641	272,050	104,263	43,906	16.14%	167,787
	10.035 Rock Creek	316,217		-12,356	303,861			0.00%	303,861
	10.036 Scholls Heights	322,059		-11,538	310,521			0.00%	310,521
	10.037 Sexton Mountain	230,623		-8,263	222,360			0.00%	222,360
	10.038 Southridge	550,523		-21,947	528,576			0.00%	528,576
	10.039 Springville	179,571		-6,434	173,137			0.00%	173,137
	10.040 Stoller	233,417		-232,710	707			0.00%	707
	10.041 Sunset Modernization	1,459,934		-53,333	1,406,601	205,620	170,820	12.14%	1,200,981
	10.042 Terra Linda	264,784		-9,486	255,298			0.00%	255,298
	10.043 West TV Modernization	236,211		-9,500	226,711	14,931	13,481	5.95%	211,780
	10.044 Westview Modernization	1,208,484		-448,512	759,972	118,084	71,316	9.38%	641,889
	10.045 Whitford Modernization	866,359		-2,608	863,751	32,043	21,247	2.46%	831,708
	10.046 Modernization Tech/AV	2,999,995		711,718	3,711,713	3,506,257	3,076,881	82.90%	205,456
	10.047 Modernization Planning	100,000			100,000	49,100	47,645	47.65%	50,900
	<b>11 Deferred Maintenance</b>	<b>120,000,000</b>	<b>0</b>	<b>-19,528,750</b>	<b>100,471,250</b>	<b>16,231,029</b>	<b>5,152,155</b>		<b>84,240,221</b>
	11.002 SRHS HVAC Upgrades	4,000,000		5,000,000	9,000,000	6,670,847	994,140	11.05%	2,329,153
	11.003 Sunset HS Track	2,000,000		455,640	2,455,640	2,313,318	2,309,903	94.07%	142,322
	11.004 Mercury Gym Floor Replacements	2,000,000		-916,000	1,084,000	136,347	133,313	12.30%	947,654
	11.005 Capital Center HVAC	4,000,000		336,000	4,336,000	3,993,001	452,745	10.44%	342,999
	11.006 MS & SRHS Stage Improvements	20,000		3,500,000	3,520,000	14,500	14,500	0.41%	3,505,500
	11.007 Landscape Assessment	200,000			200,000	36,000	28,221	14.11%	164,000
	11.008 Maintenance Repair Projects 22/23	1,000,000			1,000,000	893,558	768,753	76.88%	106,442
	11.009 ISB Boiler	135,000		-25,599	109,401	109,401	109,401	100.00%	0
	11.010 Capital Center Paging	741,000		225,000	966,000	866,968	44,845	0.00%	99,032
	11.012 SRHS Stadium Turf Replacement	1,000,000		299,846	1,299,846	20,000	6,112	0.47%	1,279,846
	11.013 WHS Stadium Turf Replacement	1,000,000		380,630	1,380,630	2,980		0.00%	1,377,650
	11.014 West TV HVAC	100,000			100,000	45,065	17,078	17.08%	54,935
	11.015 Terra Linda Roof Replacement	2,000,000			2,000,000				2,000,000
	11.017 Aloha HS HVAC Upgrade	35,000		1,210,000	1,245,000	30,500	30,087	2.42%	1,214,500
	11.018 Kinnaman Roof	25,000			25,000				25,000
	11.019 West TV Modular Roof								0
	11.020 Dishwasher Replacements	200,000			200,000	29,497	9,915	4.96%	170,503
	11.022 Capital Center Café Roof								0
	11.023 Sexton Mountain ES Drainage	200,000			200,000	30,000		0.00%	170,000
	11.024 Beaverton HS Stadium Turf	1,000,000			1,000,000			0.00%	1,000,000
	11.025 Findley ES Kitchen Repairs	75,000			75,000	50,900		0.00%	24,100
	11.501 5th St. South Catch Basin	11,000		-2,525	8,475	8,475	8,475	100.00%	0
	11.502 Stoller Freezer	526,000			526,000	274,685	34,629	6.58%	251,315
	11.503 Southridge HS Gym Roof	962,500			962,500	93,265			869,235
	11.504 Beaverton HS Theater Sound System	93,750			93,750	84,740			9,010
	11.505 Aloha HS Courtyard Lighting	17,600			17,600	16,000			1,600
	11.506 Stage Rigging Repairs	60,750			60,750				

	11.507 ISB Gym Stage Renovations	88,250			88,250				
	11.800 Maintenance Repair Projects 23/24	2,000,000			2,000,000	469,583	148,639	7.43%	1,530,417
	Uncategorized Deferred Maintenance	41,400			41,400	41,400	41,400	100.00%	0
	Unallocated	96,467,750		-29,991,742	66,476,008				66,476,008
<b>12 Security Upgrades</b>		<b>10,000,000</b>	<b>0</b>	<b>0</b>	<b>10,000,000</b>	<b>1,033,369</b>	<b>691,657</b>		<b>8,966,631</b>
	12.001 Security Assessment	200,000		57,000	257,000	256,094	136,417	53.08%	906
	12.002 HS Card Readers	1,000,000			1,000,000	365,742	192,945	19.29%	634,258
	12.003 Security Cameras	3,000,000			3,000,000	291,283	280,606	9.35%	2,708,717
	12.004 Paging Improvements	150,000			150,000	120,250	81,688	54.46%	29,750
	12.005 Security Fencing	650,000			650,000			0.00%	650,000
	Unallocated	5,000,000		-57,000	4,943,000				4,943,000
<b>13 NS Upgrades</b>		<b>5,000,000</b>	<b>0</b>	<b>0</b>	<b>5,000,000</b>	<b>405,253</b>	<b>63,233</b>		<b>4,594,747</b>
	13.001 BA Kitchen	750,000			750,000			0.00%	750,000
	13.002 Bottle Fillers	1,360,000			1,360,000	44,990	2,417	0.00%	1,315,010
	13.003 Greenway Kitchen Improvements	777,144			777,144	360,263	60,817	0.00%	416,881
	Unallocated	2,112,856			2,112,856				2,112,856
<b>14 Critical Equipment</b>		<b>7,000,000</b>	<b>0</b>	<b>0</b>	<b>7,000,000</b>	<b>2,073,919</b>	<b>1,765,943</b>		<b>4,926,081</b>
	14.001 CE - Copiers	1,500,000			1,500,000	270,937	270,937	18.06%	1,229,063
	14.002 CE - Athletic Director	1,000,000			1,000,000	112,248	102,996	10.30%	887,752
	14.003 CE - Band Equipment	2,500,000			2,500,000	1,471,511	1,283,558	51.34%	1,028,489
	14.004 CE - Maint Equipment	1,000,000			1,000,000	116,991	6,220	0.62%	883,009
	14.005 CE - Furniture	1,000,000			1,000,000	102,232	102,232	10.22%	897,768
<b>15 Management &amp; OH</b>		<b>50,000,000</b>	<b>0</b>		<b>50,000,000</b>	<b>15,268,354</b>	<b>15,229,383</b>		<b>34,731,646</b>
	15.001 Year 1 - 22/23 Bond Program Management	5,731,850			5,731,850	5,731,850	5,731,850	100.00%	0
	15.002 Year 2 - 23/24 Bond Program Management	7,000,000		4,300,000	11,300,000	9,536,504	9,497,533	84.05%	1,763,496
	Unallocated	37,268,150		-4,300,000	32,968,150				32,968,150
<b>16 Bus Replacements</b>		<b>10,000,000</b>	<b>0</b>	<b>0</b>	<b>10,000,000</b>	<b>5,500,000</b>	<b>2,940,987</b>		<b>4,500,000</b>
	16 Bus Replacements	10,000,000			10,000,000	5,500,000	2,940,987	29.41%	4,500,000
<b>17 Technology</b>		<b>44,000,000</b>	<b>0</b>	<b>0</b>	<b>44,000,000</b>	<b>10,129,469</b>	<b>9,772,379</b>		<b>33,870,531</b>
	17 Technology	44,000,000			44,000,000	10,129,469	9,772,379	22.21%	33,870,531
<b>18 SPED Upgrades</b>		<b>2,000,000</b>	<b>0</b>	<b>0</b>	<b>2,000,000</b>	<b>47,129</b>	<b>47,129</b>		<b>1,952,871</b>
	18.001 Rock Creek ISC Modifications	90,000		-42,871	47,129	47,129	47,129	100.00%	0
	18.002 Capital Center SPED Upgrades	200,000			200,000			0.00%	200,000
	Unallocated	1,710,000		42,871	1,752,871				1,752,871
<b>19 Kinder Upgrades</b>		<b>1,000,000</b>	<b>0</b>	<b>0</b>	<b>1,000,000</b>				<b>1,000,000</b>
	19 Kinder Upgrades	1,000,000			1,000,000			0.00%	1,000,000
<b>20 Contingency</b>		<b>43,000,000</b>	<b>22,416,067</b>	<b>135,196</b>	<b>65,551,263</b>				<b>65,551,263</b>
<b>Grand Totals</b>		<b>742,821,753</b>	<b>25,151,067</b>	<b>0</b>	<b>768,972,820</b>	<b>412,971,401</b>	<b>75,290,804</b>	<b>9.79%</b>	<b>356,001,419</b>



## Contingency Transfers

**Starting Balance**                      \$ 43,000,000.00  
**Current Balance**                     \$ 65,551,262.96

Budget Change No.	Date	From	To	Purpose	Amount
1	Sep-22		2022 Bond Contingency	Bond Premium	\$16,637,675.00
2	1/11/2023	ETO Incentive Checks	2022 Bond Contingency	AHS Office Relocation - Early Design Assistance	\$2,500.00
3	1/26/2023	ETO Incentive Checks	2022 Bond Contingency	Raleigh Hills - Early Design Assistance	\$5,000.00
4	1/26/2023	ETO Incentive Checks	2022 Bond Contingency	Raleigh Hills - Daylighting Study	\$8,400.00
5	1/26/2023	ETO Incentive Checks	2022 Bond Contingency	BHS Replacement - Early Design Assistance	\$5,000.00
6	3/6/2023	2022 Bond Contingency	Aloha HS Office Relocation		-\$985,000.00
7	4/30/2023		2022 Bond Contingency	Interest Earned to Date	\$1,935,704.00
8	5/31/2023		2022 Bond Contingency	Interest Earned	\$378,729.00
9	6/30/2023		2022 Bond Contingency	Interest Earned	\$2,051,052.00
10	9/30/2023		2022 Bond Contingency	Interest Earned	\$995,198.82
11	11/30/2023	05.001 Sato Classroom Addition	2022 Bond Contingency	Project Savings	\$135,196.00
12	12/31/2023		2022 Bond Contingency	Interest Earned - Q4 2023	\$2,120,720.09
13	12/31/2023	ETO Incentive Checks	2022 Bond Contingency	Five Oaks Seismic - Roof Insulation	\$141,197.55
14	1/31/2024	ETO Incentive Checks	2022 Bond Contingency	Uncategorized Deferred Maintenance	\$12,000.00
15	1/31/2024	ETO Incentive Checks	2022 Bond Contingency	Uncategorized Deferred Maintenance	\$5,195.00

Budget Change No.	Date	From	To	Purpose	Amount
16	1/31/2024	ETO Incentive Checks	2022 Bond Contingency	ISB Boiler	\$6,493.50
17	2/8/2024	2022 Bond Contingency	02 Raleigh Hills Replacement	02.002 Raleigh Hills Temporary Relocation	-\$1,000,000.00
18	2/23/2024	2022 Bond Contingency	10 School Modernization	10.029 Montclair Modernization	-\$50,000.00
19	2/27/2024	2022 Bond Contingency	04 Physical Education and Athletics	04.002 Southridge HS SB/BB Artificial Turf	-\$1,700,000.00
20	3/31/2024		2022 Bond Contingency	Interest Earned - Q1 2024	\$1,846,202.00

## Other Budget Transfers

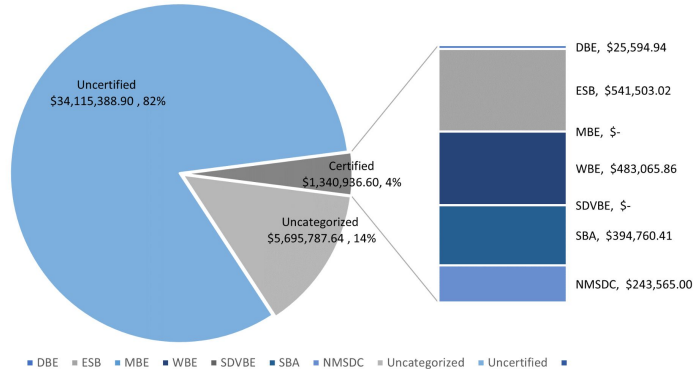
Budget Change No.	Date	From Master Project	Subproject	To Master Project	Subproject	Amount
1	6/28/2022	Deferred Maintenance	N/A	Seismic	9.001 Five Oaks Seismic and Roof	\$4,000,000.00
2	11/29/2022	Deferred Maintenance	N/A	Deferred Maintenance	11.002 SRHS HVAC Upgrades	\$5,000,000.00
3	12/1/2022	Deferred Maintenance	N/A	Deferred Maintenance	11.005 Capital Center HVAC	\$336,000.00
4	1/20/2023	Deferred Maintenance	N/A	Seismic	9.002 Mountain View Seismic	\$3,300,000.00
5	2/1/2023	Deferred Maintenance	N/A	Seismic	9.001 Five Oaks Seismic and Roof	\$1,284,000.00
6	2/1/2023	Deferred Maintenance	11.004 Mercury Gym Floor Replacements	Seismic	9.001 Five Oaks Seismic and Roof	\$916,000.00
7	3/6/2023	Outdoor Learning	08.003 Outdoor Learning: Oak Hills	Additional Classrooms	5.002 Oak Hills Classroom Addition	\$1,000,000.00
8	4/30/2023	Deferred Maintenance	11.013 WHS Stadium Turf Replacement	Athletic Facilities	07.001 WHS Bathroom and Concessions	\$1,000,000.00
9	6/30/2023	School Modernizations	Reallocation of Modernization funds	School Modernizations	10.046 Modernization Tech/AV	\$630,605.00
10	7/31/2023	School Modernizations	10.040 Stoller Modernization	Additional Classrooms	5.003 Stoller Gym & Added Classrooms	\$225,054.00
11	8/10/2023	School Modernizations	10.030 Mountain View Modernization	Seismic	9.002 Mountain View Seismic	\$808,827.00
12	8/30/2023	Deferred Maintenance	N/A	Seismic	9.002 Mountain View Seismic	\$9,853,000.00
13	9/30/2023	Athletic Facilities	07.001 WHS Bathroom and Concessions	Deferred Maintenance	11.013 WHS Stadium Turf Replacement	\$1,000,000.00
14	10/15/2023	Deferred Maintenance	11.009 ISB Boiler (Project Complete)	Deferred Maintenance	N/A	\$25,599.00
15	11/20/2023	Physical Education & Athletics	N/A	Physical Education & Athletics	04.002 Southridge HS SB/BB Artificial Turf	\$1,500,000.00
16	12/31/2023	School Modernization	10.044 Westview HS Modernization	Office Relocations	6.002 Westview HS Office Relocation	\$400,000.00
17	1/5/2024	School Modernization	10.008 Cedar Mill Modernization	School Modernizations	10.029 Montclair Modernization	\$150,000.00
18	1/16/2024	School Modernization	Various	School Modernizations	10.046 Modernization Tech/AV	\$81,113.30
19	1/16/2024	Additional Classrooms	5.003 Stoller Gym & Added Classrooms	School Modernizations	10.040 Stoller Modernization	\$14,000.00
20	1/19/2024	School Modernization	10.016 Fir Grove Modernization	School Modernizations	10.003 Barnes Modernization	\$5,000.00
21	1/19/2024	School Modernization	10.043 West TV Modernization	School Modernizations	10.003 Barnes Modernization	\$9,500.00
22	1/26/2024	Deferred Maintenance	N/A	Athletic Facilities	07.001 WHS Bathroom and Concessions	\$175,750.00
23	1/31/2024	Deferred Maintenance	11.501 5th Street South Catch Basin (Project Complete)	Deferred Maintenance	N/A	\$2,525.00

Budget Change No.	Date	From Master Project	Subproject	To Master Project	Subproject	Amount
24	1/31/2024	SPED Upgrades	18.001 Rock Creek ISC Modifications (Project Complete)	SPED Upgrades	N/A	\$42,871.00
25	2/14/2024	School Modernization	10.013 Elmonica Modernization	School Modernizations	10.016 Fir Grove Modernization	\$3,492.50
26	3/6/2024	Deferred Maintenance	N/A	Deferred Maintenance	11.012 Southridge HS Stadium Turf Replacement	\$299,846.00
27	3/6/2024	Deferred Maintenance	N/A	Deferred Maintenance	11.010 Capital Center Paging	\$225,000.00
28	3/6/2024	Deferred Maintenance	N/A	Deferred Maintenance	11.013 WHS Stadium Turf Replacement	\$380,630.47
29	3/31/2024	School Modernization	10.013 Elmonica Modernization	School Modernizations	10.016 Fir Grove Modernization	\$2,256.86

# Equity Report

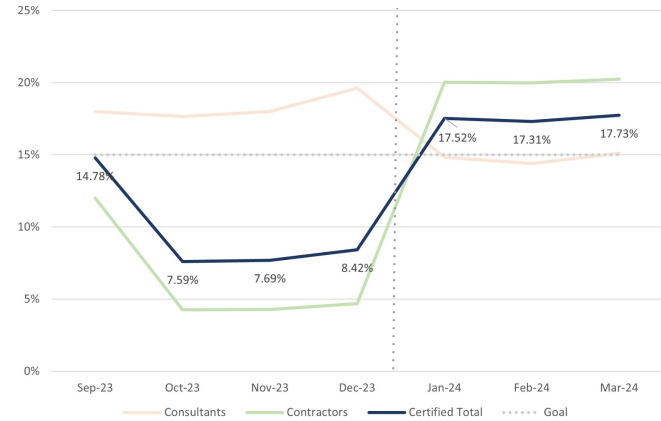
Equity Certification Types  
Total Bond Expenditures

\*Excludes expenses for overhead, critical equipment, permit fees, technology equipment.  
\*\*Uncategorized includes certified expenditures through January 31, 2024.



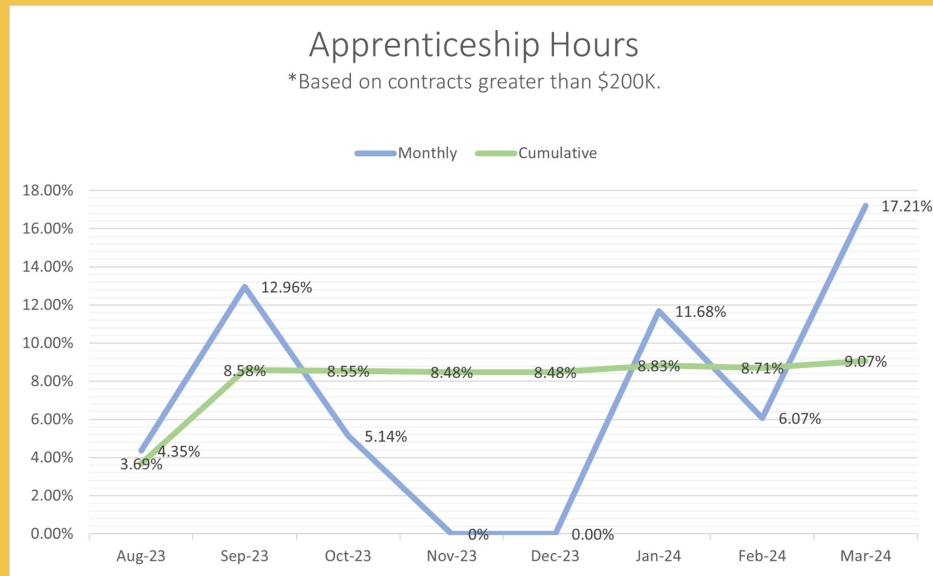
Cumulative Equity Report

\*Program-wide percentage of certified consultants and contractors.  
\*\*Prior to January 2024, data was based off contract values; beginning January 2024, data is actuals paid.



*Excludes expenses for overhead, critical equipment, technology equipment and permit fees.*

# Apprenticeship



*Percentage of hours worked by apprentices on contracts greater than \$200k.*

# 2022 Bond Program Scorecard

Data as of March 31, 2024

March 2024

<b>Performance Key</b>
Green = On Track
Yellow = Watchlist
Red = Trouble
Gray = Milestone Complete
(Date) = Target
Date = Actual
N/A = Not Applicable

Current Performance Metrics	Beaverton HS Replacement	Raleigh Hills Replacement	Five Oaks Seismic/Roof	Aloha HS Office Relocation	Mountain View Seismic	Stoller Gym & Classrooms	Westview Office Relocation
Overall Budget Performance	On Track	On Track	On Track	On Track	On Track	On Track	On Track
Budget Percent Complete	5.53%	7.33%	49.99%	64.83%	0.51%	7.71%	10.85%
Overall Schedule Performance	On Track	On Track	On Track	On Track	On Track	On Track	On Track
Schedule Percent Complete	1.57%	0.76%	51.08%	86.31%	0.00%	0.78%	0.00%
Schedule Milestones	Beaverton HS Replacement	Raleigh Hills Replacement	Five Oaks Seismic/Roof	Aloha HS Office Relocation	Mountain View Seismic	Stoller Gym & Classrooms	Westview Office Relocation
Design Team Contracted	7-2022	6-2021	6-2022	7-2022	1-2023	3-2023	5-2023
Design - Schematic Design	11-2022	9-2022	9-2022	10-2022	3-2023	7-2023	7-2023
Design - Design Development	6-2023	3-2023	12-2022	1-2023	5-2023	10-2023	8-2023
Design - Construction Documents	2-2024	10-2023	4-2023	5-2023	12-2023	2-2024	10-2023
Permitting - Land Use	9-2023	9-2023	n/a	1-2023	n/a	12-2024	1-2024
Permitting - Site Development	(4-2024)	(5-2024)	n/a	5-2023	n/a	(4-2024)	(5-2024)
Permitting - Building	(6-2024)	(5-2024)	5-2023	5-2023	(5-2024)	(4-2024)	(5-2024)
Begin Preconstruction	10-2022	1-2023	11-2022	10-2022	5-2023	4-2023	10-2023
Construction - Contract Award/GMP	2-2024	9-2023	3-2023	2-2023	12-2023	1-2024	(4-2024)
Construction - Start	4-2024	(6-2024)	6-2023	6-2023	(6-2024)	(4-2024)	(6-2024)
Construction - Finish	(6-2027)	(1-2026)	(8-2024)	3-2024	(8-2025)	(3-2025)	(11-2024)
Owner Activities - FF&E Install	(7-2027)	(5-2026)	n/a	3-2024	n/a	(4-2025)	n/a
Project Complete (Month - Year)	(8-2027)	(8-2026)	(8-2024)	3-2024	(8-2025)	(5-2025)	(11-2024)

---

# Project Updates

---



---

# Beaverton HS Rebuild

- Permitting delays continue to be a challenge for the project. Foundation (only) permits were submitted 12/15/2023 and have not been approved. There is concern about the timeliness of other reviews impacting the project.
- Demolition of Merle Davies is complete and grading for the new building pad has started.
- Reconciling the Guaranteed Maximum Price documents with permit documents
- Early grade permit has been received.
- Foundations permit is expected in April.
- Building permit is expected in July.
- The process for selecting furniture has started.

Schedule Status: **On Track**

Scheduled Completion: 8/2026 - Building  
8/2027 - Site

Budget Status: **On Track**

Project Budget: \$253,000,000

---

# Beaverton HS Rebuild



# Raleigh Hills ES Rebuild

- Continuing to reconcile the Guaranteed Maximum Price with 100% Construction Documents.
- Building and site permits are in for review.
- Project team continues to coordinate move logistics with Raleigh Hills, Greenway and Teaching & Learning.
- Construction start: Summer 2024.
- Land Use permit submitted for portables and new parking lot work at Greenway.
- Bids are out for portable relocation and new parking lot at Greenway.

## Hard Hat Sticker Contest Winner



Schedule Status: **On Track**  
Scheduled Completion: 8/2026  
Budget Status: **On Track**  
Project Budget: \$66,821,753

# Stoller MS

## Aux Gym + Classroom Addition

- Permitting delays and changing requirements are impacting our ability to start construction in May. Permits were submitted 11/30/2023.
- Fencing was installed during spring break.
- Working with PGE to set up temporary power for construction.
- Construction Start: 5/2024.
- Substantial Completion: 3/2025.



Schedule Status: **On Track**

Scheduled Completion: 5/2025

Budget Status: **On Track**

Project Budget: \$12,211,054

# Aloha HS

## Office Relocation

- Temporary Certificate of Occupancy received.
- Washington County is requiring change of entry door swing to vestibule. This will take place during summer.
- Furniture installed, staff move is complete.
- Working through punchlist.
- Turnover: 4/1/2024.



Schedule Status: **COMPLETE**

Scheduled Completion: 4/2024

Budget Status: **On Track**

Project Budget: \$6,985,000

---

# Aloha HS





---

# Westview HS

## Office Relocation

- Guaranteed Maximum Price Amendment approved at the March board meeting.
- Land Use permit approved; building permit submitted.
- Construction Start: Summer 2024
- Substantial Completion: 8/2024

## Stadium Turf

- Cost estimates received.
- Camera scoping of the drainage system complete.

## Stadium Turf Cont'd

- Budget increased by \$380,630 for added scope track resurfacing.
- Construction Start: 6/2024.

## Bathroom and Concessions

- 100% Construction Documents achieved.
  - Land Use permit approved; building permit submitted.
  - Guaranteed Maximum Price Amendment exceeded budget; VE efforts being made to bring costs back in budget.
  - Guaranteed Maximum Price Amendment expected in April.
-

# Southridge HS

## Softball/Baseball Artificial Turf

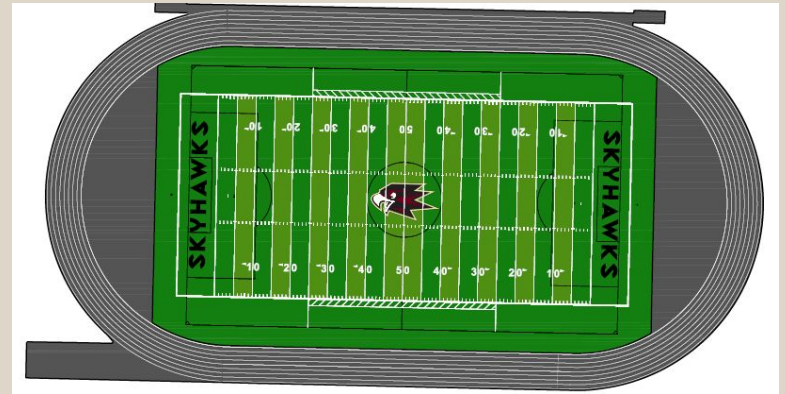
- Field Turf contract has been fully executed in the amount of \$4,488,718.
- Site Development has been submitted to City of Beaverton.
- Budget increased in the amount of \$299,846 for the resurfacing of the track.
- Substantial Completion: 10/2024.

## HVAC

- Submittals are being reviewed.
- Mechanical and Building permits under review by the City of Beaverton.
- Substantial Completion: 9/2024.

## Stadium Turf

- Field Turf contract approved in the amount of \$1,094,845 at the March board meeting.
- Substantial Completion: 9/2024.





---

# Capital Center

## HVAC

- Submittals are being reviewed.
- Structural and Mechanical permits under review.
- KCL is preparing a proposal for classroom revisions.

## Paging

- Inline contract executed in the amount of \$799,593.
  - Permit application being prepared.
  - Budget increased by \$225,000 due to cost of bid results.
-

---

# Outdoor Learning

## Springville ES

- Design is complete.
- Field Turf Contract fully executed in the amount of \$712,592.
- Substantial Completion: 8/2024

---

# Seismic Upgrades

## **Mtn. View MS**

- Reviewing existing devices to determine if additional grounding is needed throughout.
- Submittals and subcontractor contracting are underway.
- Construction Start: Summer 2024.
- Substantial Completion: 8/2025.

## **Five Oaks MS**

- Gym B closed and abatement underway.
- Gym classrooms and girls locker room has been cleared and seismic work has commenced in those areas.
- Substantial Completion 8/2024.
- Final Completion: 9/2024.

## **Meadow Park MS**

- Design has kicked off.
  - Design contract awarded to LSW.
  - Construction to take place during summers 2025 and 2026.
-

---

# Modernization



**Elmonica ES**



**Fir Grove ES**

- Land use for Pre-K playgrounds submitted to City of Beaverton.
  - 100% Construction Documents achieved.
  - Bids are due in May for both projects.
-

---

# Modernization

## **Modernization projects currently underway:**

- Aloha HS: 100% Construction Documents achieved. Subcontractor bids are in progress.
  - Barnes ES: Tackboards installed. Reviewing carpet tile samples for library/B-wing classrooms.
  - Beaver Acres ES: 100% Construction Documents achieved. Bids are due in April.
  - Cedar Mill ES: Kick-off meeting held and preconstruction activities in progress.
  - Greenway ES: Preconstruction activities in progress.
  - ISB: Relocation of weight/exercise room and new cafeteria stage microphones in planning/design. Bids are due in April.
  - McKay ES: Preconstruction activities in progress.
  - Montclair ES: Contract to Kirby Nagelhout executed. Classroom furniture pending district standard.
-

---

# Modernization

- Raleigh Park ES: 90% Construction Documents reviewed. Design for handwashing station and water bottle filler in progress.
  - Ridgewood ES: Construction contract for office and curriculum storage awarded to A Five Construction. Furniture proposal being prepared.
  - Sunset HS: Feasibility study for gym AV is in progress.
  - Westview HS: 100% Construction Documents in progress for Gym AV update expected in March.
  - West TV ES: Carpet replacement contract in progress; carpet tile samples being reviewed.
  - Whitford MS: 80% Construction Documents received. A Five Construction awarded contract for wall in counseling offices.
-

---

# Deferred Maintenance

## **MS & Southridge HS Stage Improvements**

- A/E proposals received; board approval anticipated in April.

## **Terra Linda Roof**

- A/E proposals received; board approval anticipated in April.
- Construction: Summer 2025.

## **Stoller Freezer**

- Contract executed with Buildscape.
- Substantial Completion: July 2024

## **Southridge HS Gym Roof**

- A/E contract awarded to CIDA.
  - Construction: Summer 2025.
-

---

# Security Upgrades

## High School Card Readers

- A/E contract complete.
- Substantial Completion: 9/2024.

## Fencing

- 80% construction documents achieved.
- Guaranteed Maximum Price expected in April.

## Security Systems

- Interviews pertaining to the Request for Proposal (RFP) complete.
  - Board approval expected in April.
-



---

# Nutrition Services

## **District-wide Water Bottle Fillers**

- R&W Engineering is revising specs.
- Buildskape is preparing proposal.

## **Greenway ES Kitchen Improvements**

- Submittals being reviewed.
  - Permit has been approved.
  - Substantial Completion: 8/2024
-

---

**Contact: Gabby Urenda, Bond Communications Specialist**

Email: [gabby\\_urenda@beaverton.k12.or.us](mailto:gabby_urenda@beaverton.k12.or.us)

Phone: 503-356-4611

**Contact: Aaron Boyle, Administrator for Facilities Development**

Email: [aaron\\_boyle@beaverton.k12.or.us](mailto:aaron_boyle@beaverton.k12.or.us)

Phone: 503-356-4364

---