


How to add the Parent Portal to a Phone's Home Screen



Adding the ACS Parent Portal to your phone's home screen allows you to quickly access the School Directory, School Calendar, and more all from your phone. To add, follow the instructions below based on your phone type.

iPhone

1. Using a web browser (Safari, Chrome, Firefox, etc.) on your phone, go to ACS Parent Portal: <https://portals.veracross.com/averycoonley/parent>
2. Tap the share icon () located at the bottom of your screen (Fig. A)
3. Scroll down to and click on "Add to Home Screen" (Fig. B)
4. Name your new short cut (it defaults to Veracross)
5. Click "Add" in the upper right corner.

An icon has now been added to your phone's home screen. To access the portal, simply click on this icon and log into your account.

Fig. A
Share button on iPhone

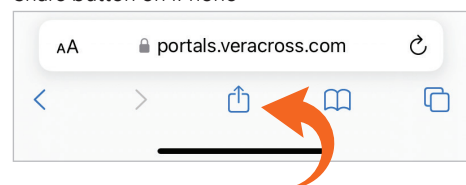
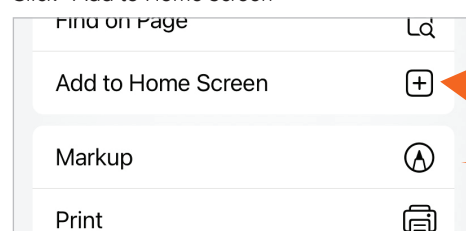



Fig. B
Click "Add to Home Screen"



Android*

1. Using a web browser (Chrome, Firefox, etc.) on your phone, go to ACS Parent Portal: <https://portals.veracross.com/averycoonley/parent>
2. Tap the hamburger menu button () located at the bottom of your screen (Fig. C)
3. Click "Add page to" then "Home Screen" (Fig. D)
4. Name your new short cut (it defaults to Veracross)
5. Click "Add" in the upper right corner.

An icon has now been added to your phone's home screen. To access the portal, simply click on this icon and log into your account.

* Android instructions shown here are based on Samsung's UI. Instructions may vary slightly depending on the UI your phone uses.

Fig. C
Hamburger menu button

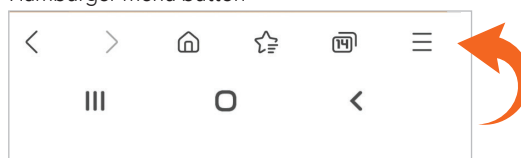


Fig. D
Click "Add page to" then "Home screen"

