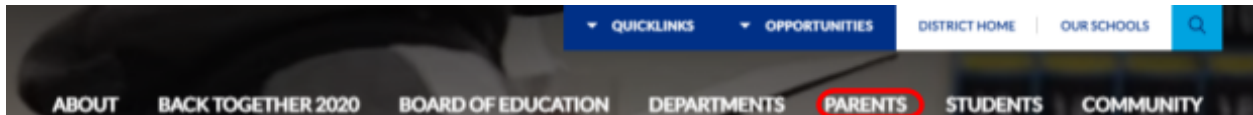


How to Access Gifted Identification Letters

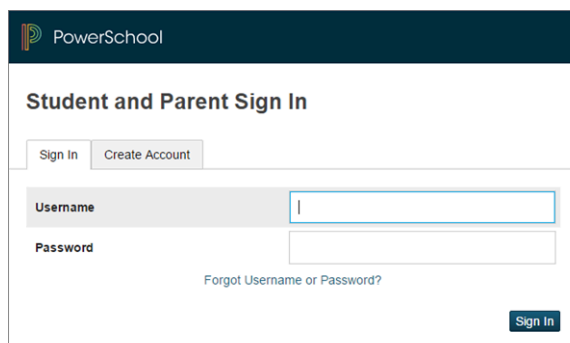
Visit the district website, www.olentangy.k12.oh.us. Select Parents and then PowerSchool from the menu on the top right. Important: Do not use the mobile app to access this information. Please sign in to PowerSchool through the district website.



Click the dropdown arrow for parents then select PowerSchool

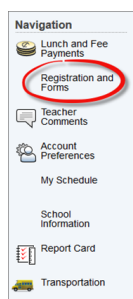


On the next page, scroll down then click the link to access the PowerSchool Student and Parent Sign In page.



Sign in to your PowerSchool parent account.


If you have not created a PowerSchool parent account, please contact your child's school office.



Click on Registration and Forms in the Navigation pane on the left-hand side.

How to Access Gifted Identification Letters

Click on your student's name in the upper left corner of the page.



To access Gifted Identification Letters, click on Completed Forms. To view the Gifted Identification Letter, click on the corresponding View Form icon.

- Gifted Identification Letters are available for students in grades K-11 who have at least one area of gifted identification.

