

# SRTS Parent Survey

## 2024 Results



### What is the SRTS Parent Survey?

Richfield Public Schools is unique because it has an active and exciting Safe Routes to School (SRTS) program led by a dedicated SRTS Coordinator. In short, the program works to make it easier and safer for our students to walk and ride their bike to school. The SRTS Parent Survey is a tool used across the country to learn about a community's perceptions of walking and biking as it relates to their school-aged children.

### How was the survey conducted?

The SRTS Parent Survey was distributed to families of Richfield Public Schools in February 2024 digital communications platforms. It was administered in both English and Spanish. The district received 257 responses. Broadly, there were proportionate response rates compared to our district enrollment population. These metrics include categories like grade level, student gender, student racial identity, and parent education level. Ten percent of our responses (24) were Spanish-language, which was an increase compared to 2023 but still lags behind the at-home language of our district enrollment population.

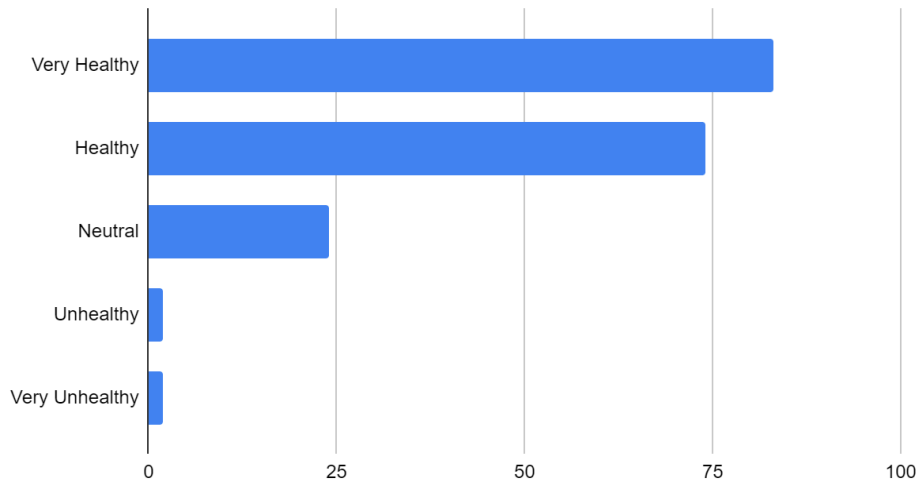


### How do we use survey data?

We take the responses provided by our caregivers seriously. The primary purpose of the survey is to inform and guide the work of the SRTS Coordinator. Survey data is also evaluated and discussed by the district's SRTS Committee—a team of school district employees and staff of various local government departments. This collaboration has led to community improvements away from school district campuses—including new crosswalks and fun programming at Richfield parks.

All the data is divided into school-specific reports and shared with building principals. Anonymous data is also shared with state and federal SRTS agencies to track national trends as well.

How healthy is walking or biking to school for your child?

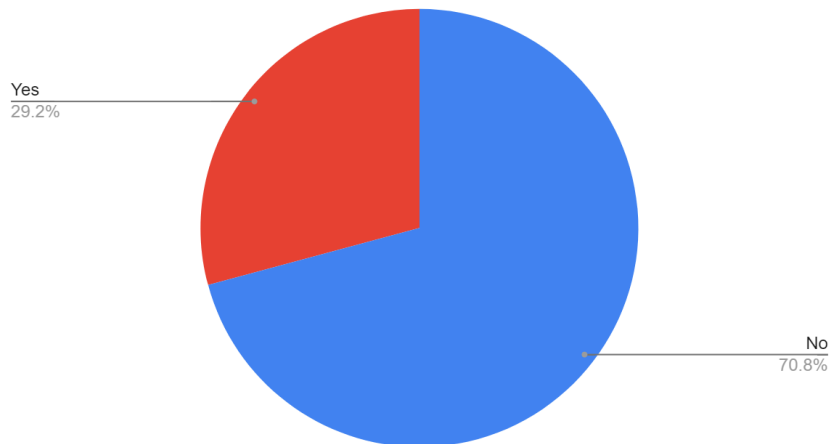


### What did we learn from the SRTS Parent Survey?

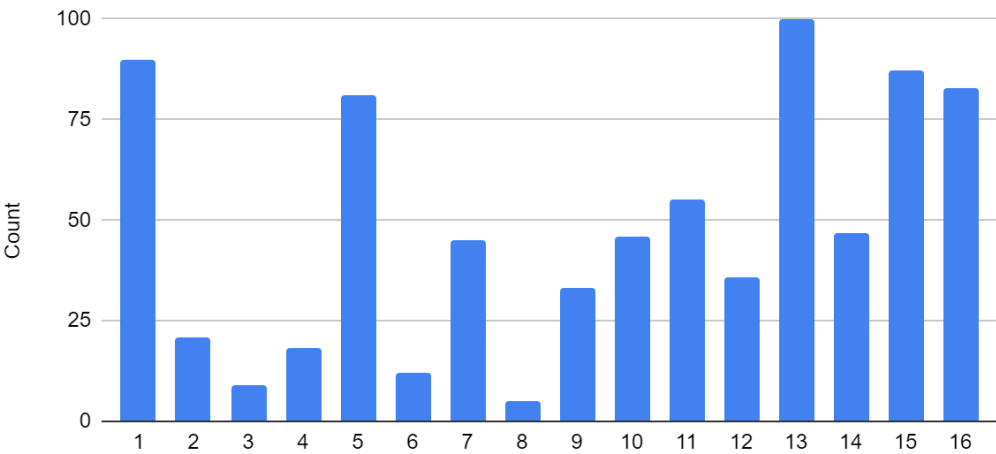
We learned a lot this year from our students' caregivers. The richest information we gleaned came from the open-ended question at the end of the survey. (We won't share those responses here, to protect respondents' privacy.) Our next most helpful data point came from asking caregivers what factors inform whether they will allow their children to bike and walk to school, and whether improving those factors would change their minds. We also learned that even though our SRTS program is now four years old, over half of survey respondents feel like their school neither encourages or discourages walking and biking to school.



Has your child asked to walk/bike to school?



Which of the following issues prevent your child from walking or biking to school.



Which of the following issues prevent your child from walking or biking to school

- |  |  |
|--|--|
| <ol style="list-style-type: none"> <li>1. Amount of traffic along route</li> <li>2. Before or after-school activities</li> <li>3. Bullying</li> <li>4. Convenience of driving</li> <li>5. Distance between home and school</li> <li>6. Fear of hate or street harassment based on race, ethnicity, and/or gender identity</li> <li>7. Fear of violence or crime</li> <li>8. Lack of access to a bike or bike lock</li> </ol> | <ol style="list-style-type: none"> <li>9. Lack of crossing guards/student patrols</li> <li>10. Lack of sidewalks or pathways</li> <li>11. No adults to walk or bike with</li> <li>12. No other students to walk or bike with</li> <li>13. Safety of intersections and crossings</li> <li>14. Time it takes to walk/bike</li> <li>15. Traffic speeds along route</li> <li>16. Weather or climate</li> </ol> |
|--|--|

**What else should you know about SRTS?**

You can always share additional feedback or learn more about the program at [richfieldschools.org/depts-progs/safe-routes-to-school](https://richfieldschools.org/depts-progs/safe-routes-to-school)