

Fast Facts 2023-2024

Oakland Unified School District Office of Charter Schools



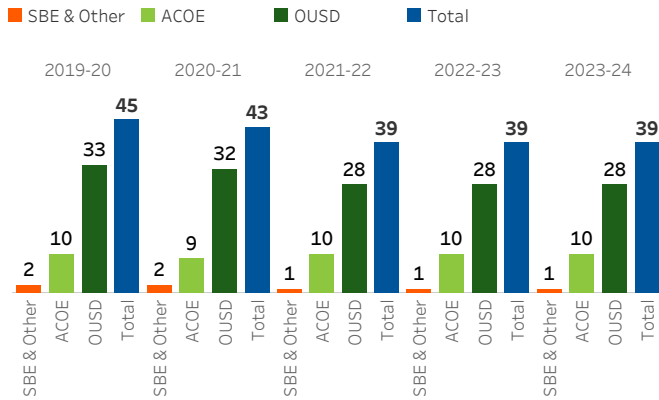
Students

14,686 Total in Oakland Charter Schools in 2023-2024

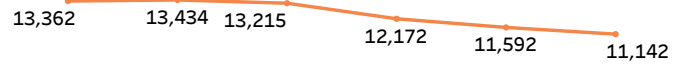
11,142 Total in OUSD-Authorized Charter Schools in 2023-2024

*2023-24 State certified enrollment numbers are not available at the time of this update

Oakland Charter Schools by Authorizer

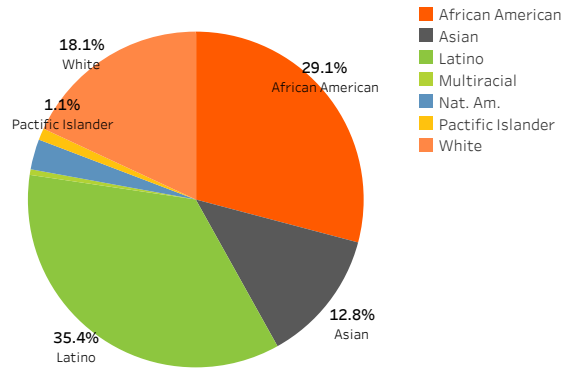


OUSD-Authorized Charter School Enrollment

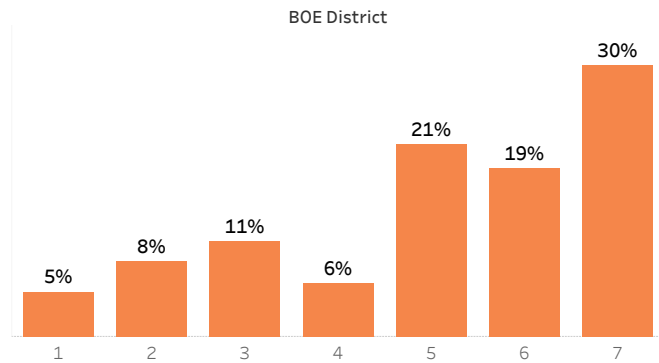


*2023-24 data is not State certified

Students by Ethnicity



OUSD-Authorized Charter School Enrollment by Board District



Special Education

13.1% Students with disabilities receiving Special Ed. services in 2023-24

English Language Learners

38.4% English Language Learners in 2023-24

OUSD-Authorized Charter Graduation Outcomes

90.9% 4-Year cohort rate

86.4% A-G Rate (of 4-yr Cohort Grads)

90.0% 5-Year Cohort Grad Rate

* Rates are from 2022-23

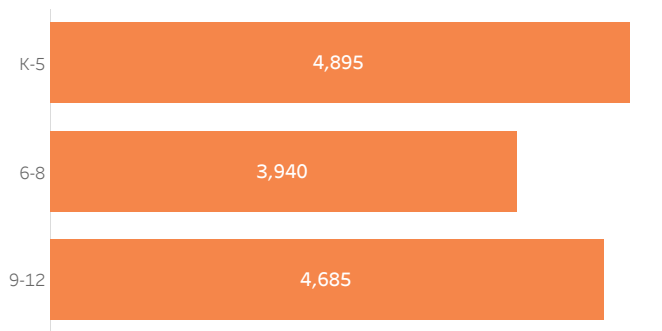
OUSD-Authorized Charter SELPAs

26 OUSD-authorized charter(s) use El Dorado County SELPA

1 OUSD-authorized charter(s) use OUSD SELPA

1 OUSD-authorized charter(s) use Sonoma County SELPA

Enrollment by Grade Span



* Rates are from 2022-23

Data Sources: Enrollment by Board District - Census Day Enrollment Files Provided by Charter Schools; SELPA - Reported by Charter Schools; ALL OTHER DATA - CDE DataQuest/Data Files from Annual Census Day
Prepared by OUSD Office of Charter Schools (Updated 04/08/2024)