



**Granville  
Schools**  
Learning for Life

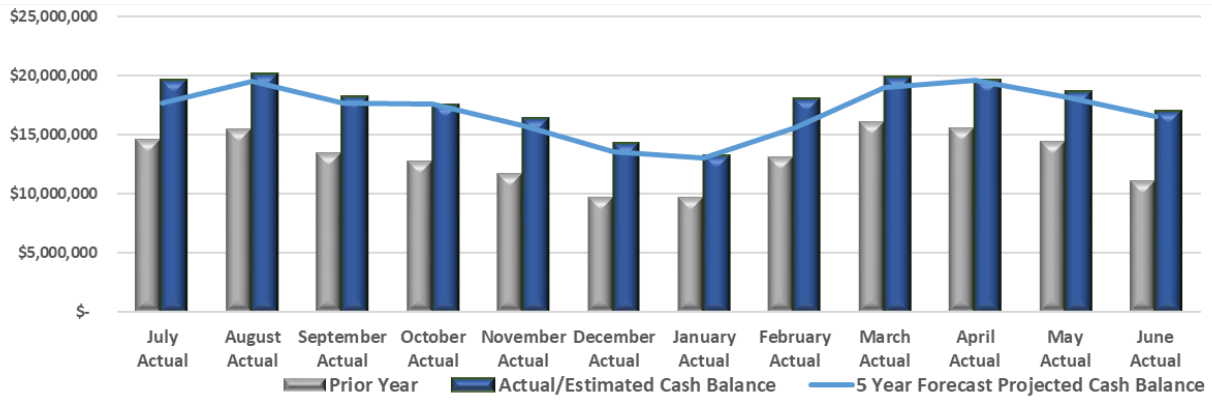
Granville Exempted Village SD

# **Monthly Financial Report**

Fiscal Year 2023 – June

Brittany Treolo, CFO

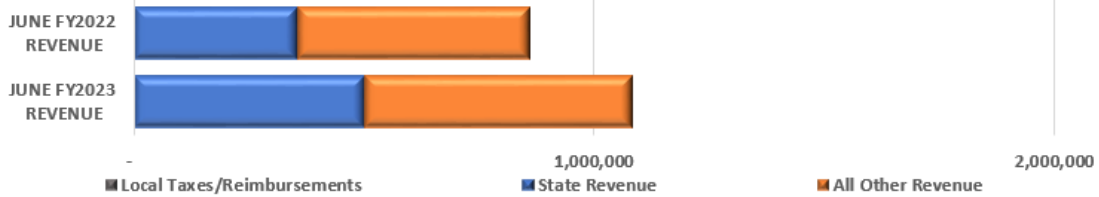
## FISCAL YEAR 2023 VARIANCE AND CASH BALANCE COMPARISON



June 2023 cash balance is \$5,870,074 more than June 2022, primarily due to the carryover cash balance from the prior year.

# FISCAL YEAR 2023 REVENUE ANALYSIS - JUNE

## JUNE REVENUE COLLECTIONS COMPARED TO PRIOR YEAR

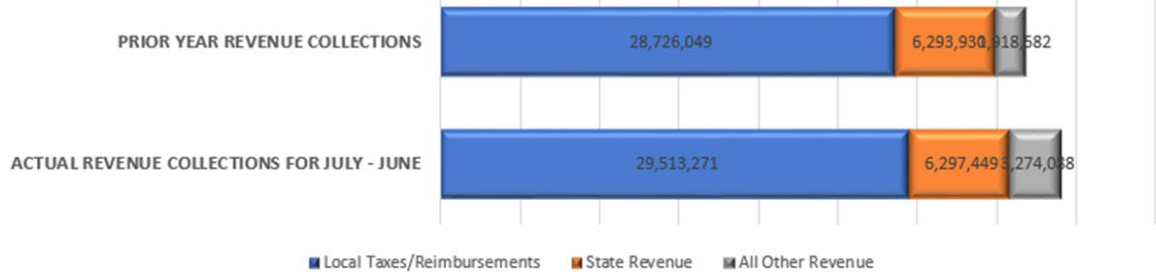


	Actual Revenue Collections For June	Prior Year Revenue Collections		Actual Compared to Last Year
Local Taxes/Reimbursements	-	-		-
State Revenue	500,547	355,198	▲	<b>145,349</b>
All Other Revenue	583,865	505,358	▲	<b>78,507</b>
<b>Total Revenue</b>	<b>1,084,412</b>	<b>860,556</b>	▲	<b>223,856</b>

**Actual revenue for the month was up**  
**\$223,856**  
**compared to last year.**

State revenue is up due to timing of the state funding formula implementation in the prior year. All other revenue is up due to investment earnings.

## YTD REVENUE COLLECTIONS COMPARED TO PRIOR YEAR



	Actual Revenue Collections For July - June	Prior Year Revenue Collections For July - June		Current Year Compared to Last Year
Local Taxes/Reimbursements	29,513,271	28,726,049	▲	<b>787,222</b>
State Revenue	6,297,449	6,293,930	▲	<b>3,519</b>
All Other Revenue	3,274,088	1,918,582	▲	<b>1,355,506</b>
<b>Total Revenue</b>	<b>39,084,808</b>	<b>36,938,561</b>	▲	<b>2,146,247</b>

**COMPARED TO THE SAME PERIOD, TOTAL REVENUES ARE**  
**\$2,146,247**  
**HIGHER THAN THE PREVIOUS YEAR**

Local taxes are up over prior year largely due to an increase in income tax (5.3%). All other revenue is up due to the increase in return of advance payments from ESSER and an increase in investment earnings.

# FISCAL YEAR 2023 EXPENDITURE ANALYSIS - JUNE

## JUNE EXPENDITURES COMPARED TO PRIOR YEAR



	Actual Expenses For June	Prior Year Expenditure Incurred	Actual Compared to Last Year
Salaries and Benefits	2,357,331	2,246,371	▲ 110,960
Purchased Services	196,159	457,112	▼ (260,953)
All Other Expenses	254,800	1,488,428	▼ (1,233,628)
<b>Total Expenditures</b>	<b>2,808,290</b>	<b>4,191,910</b>	<b>▼ (1,383,621)</b>


Actual expenses for the month was down

**\$1,383,621**

compared to last year.

Purchased services is down due to timing of ABM payment. All other expenditures is down due to the reduced amount of advances required for federal grants this year.

## YTD EXPENDITURES COMPARED TO PRIOR YEAR



	Actual Expenses For July - June	Prior Year Expenditures Incurred	Actual Compared to Last Year
Salaries and Benefits	26,535,629	25,379,861	▲ 1,155,768
Purchased Services	3,978,001	4,305,189	▼ (327,188)
All Other Expenses	2,701,104	3,235,706	▼ (534,602)
<b>Total Expenditures</b>	<b>33,214,734</b>	<b>32,920,756</b>	<b>▲ 293,978</b>

Compared to the same period, total expenditures are

**\$293,978**

higher than the previous year

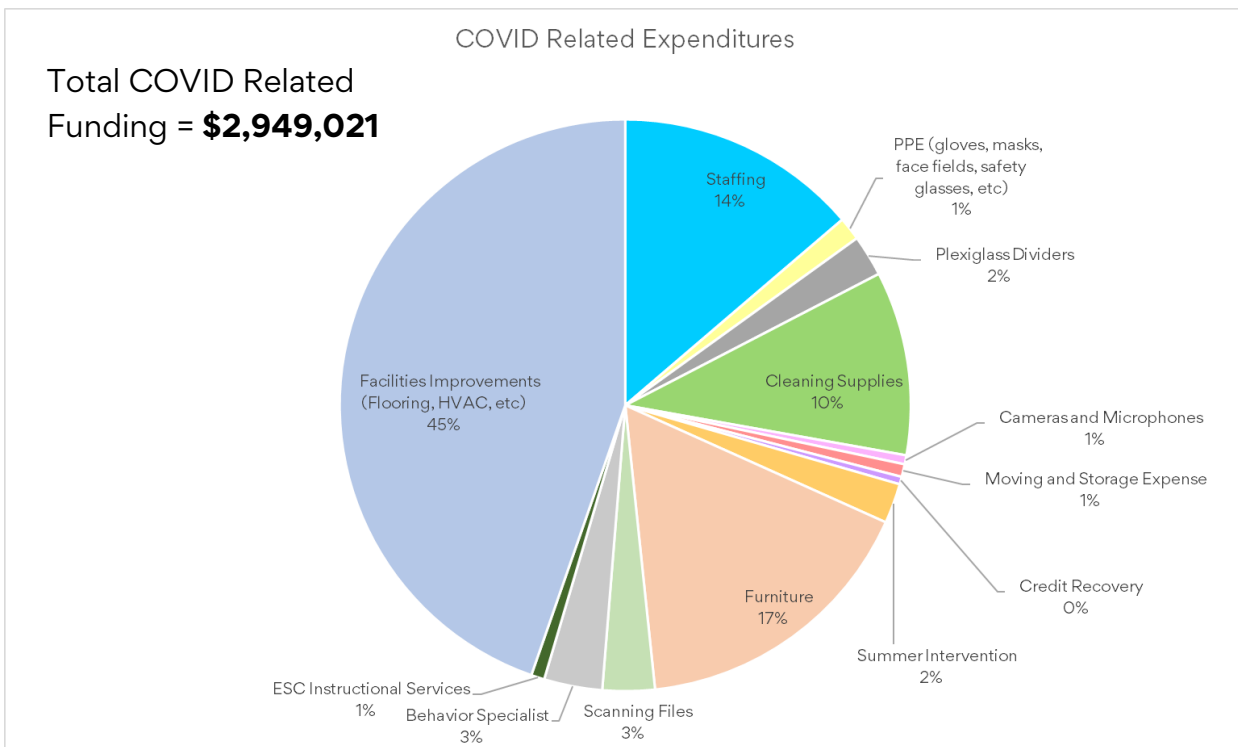
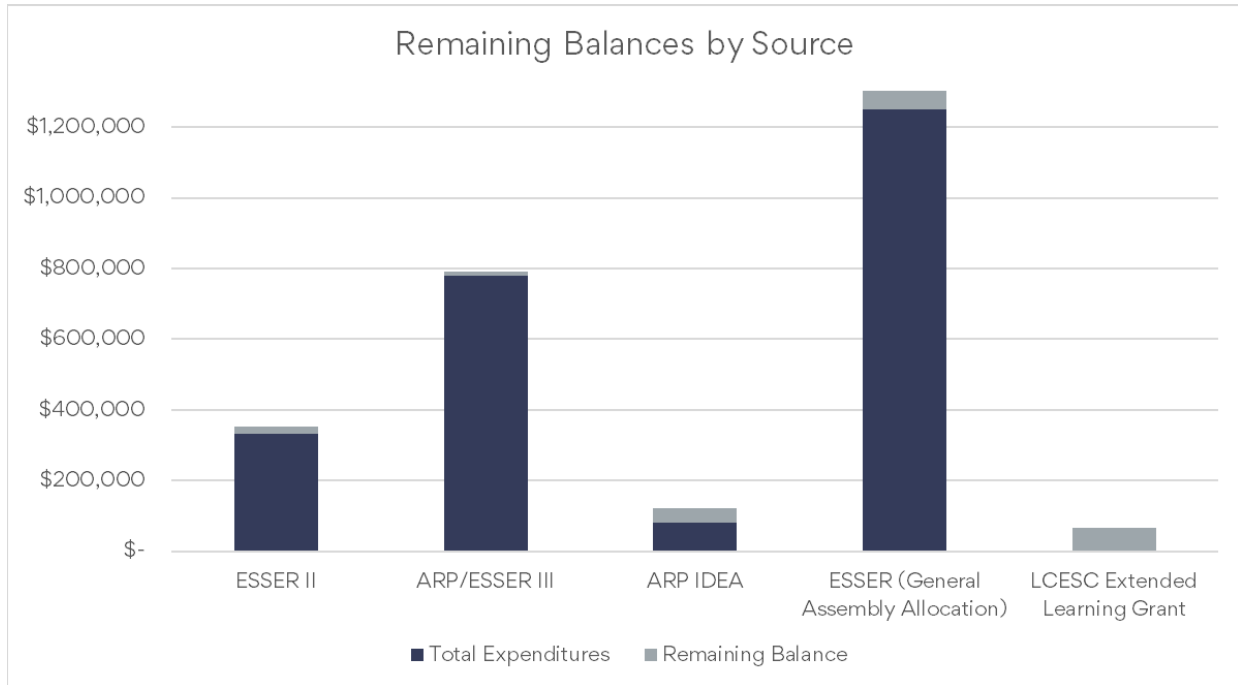
Salary and benefits are up over prior year due to steps/base increases and additional teaching positions due to enrollment growth. All other expenses includes an increase due to the HVAC project at the high school, but a decrease due to the reduced advances out to federal funds.

## COVID-19 RELATED EXPENDITURES THROUGH JUNE 2023

	ESSER II	ARP/ESSER III	ARP IDEA	ESSER (General Assembly Allocation)	LCESC Extended Learning Grant
<b>Beginning Date of Eligible Expenses:</b>	March 13, 2020	March 13, 2020	December 14, 2021	March 13, 2020	March 13, 2020
<b>Ending Date of Eligible Expenses:</b>	September 30, 2023	September 30, 2024	September 30, 2023	September 30, 2024	September 30, 2024
<b>Allocation</b>	<b>\$ 352,131.32</b>	<b>\$ 791,398.64</b>	<b>\$ 122,176.31</b>	<b>\$ 1,309,562.72</b>	<b>\$ 66,774.00</b>
Staffing*	\$ 184,546.93	\$ 51,427.22		\$ 63,003.87	
PPE (gloves, masks, face fields, safety glasses, etc)	\$ 17,451.50				
Plexiglass Dividers	\$ 6,264.91				
Cleaning Supplies/Hand Sanitizer	\$ 27,820.92	\$ 13,587.21			
Cameras and Microphones					
Moving and Storage Expense	\$ 18,219.99	\$ 5,600.00			
Credit Recovery	\$ 2,587.50				
Lexia/ST Math		\$ 66,635.00			
Summer Intervention	\$ 24,138.17	\$ 35,694.39			
Facilities Improvements (Flooring, HVAC, etc)	\$ 51,679.56	\$ 531,856.41		\$ 1,187,857.78	
Furniture		\$ 75,095.02			
Scanning Files					
Behavior Specialist			\$ 81,704.00		
ESC Instructional Services					
<b>Total Spent</b>	<b>\$ 332,709.48</b>	<b>\$ 779,895.25</b>	<b>\$ 81,704.00</b>	<b>\$ 1,250,861.65</b>	<b>\$ -</b>
<b>Encumbered or Budgeted</b>					
Staffing				\$ 58,701.07	\$ 66,774.00
PPE (gloves, masks, face fields, safety glasses, etc)					
Plexiglass Dividers					
Cleaning Supplies					
Cameras and Microphones					
Moving and Storage Expense					
Credit Recovery					
Summer Intervention	\$ 19,421.84	\$ 11,503.39			
Facilities Improvements (Flooring, HVAC, etc)					
Furniture					
Scanning Files					
Behavior Specialist			\$ 40,472.31		
ESC Instructional Services					
<b>Total Encumbered or Budgeted</b>	<b>\$ 19,421.84</b>	<b>\$ 11,503.39</b>	<b>\$ 40,472.31</b>	<b>\$ 58,701.07</b>	<b>\$ 66,774.00</b>
<b>Remaining Balance</b>	<b>\$ -</b>	<b>\$ 0.00</b>	<b>\$ -</b>	<b>\$ 0.00</b>	<b>\$ -</b>

\*Intervention specialist, first grade teacher, sixth grade teacher, building subs, cleaning services completed by internal staff, GES/GIS intervention

# COVID-19 RELATED EXPENDITURES THROUGH JUNE 2023



# CASH RECONCILIATION

Date: 7/2/2023  
 Time: 9:56 AM

## Granville Exempted Village Schools Cash Reconciliation as of June 30, 2023

	<u>Sub-Totals</u>	<u>Totals</u>
<b>Gross Depository Balances:</b>		
PNB - New General	\$ 350,340.77	
PNB - Demand	\$ 2,394,769.48	
PNB - Food Service	\$ 544,928.22	
PNB - FSA	\$ 59,941.55	
PNB - Dental	\$ 124,433.41	
NBC Securities	\$ 2,096,986.37	
Star Ohio	\$ 9,392,640.64	
Consolo Scholarship	\$ 9,624.42	
Red Tree	\$ 8,197,212.00	
		\$ 23,170,876.86
<b>Adjustments to the Bank Balance:</b>		
Cash in Transit	\$ 6.00	
Outstanding Checks	\$ (72,680.92)	
Outstanding Electronic Payments	\$ (302,648.09)	
		\$ (375,323.01)
<b>Bank Balance with Adjustments:</b>		<u>\$ 22,795,553.85</u>
<b>Total Fund Balance:</b>		<u>\$ 22,795,553.85</u>