MT. DIABLO UNIFIED SCHOOL DISTRICT
Purchasing Department
2326 Bisso Lane, Concord, CA 94520
(925) 825-7440, ext. 3740
(925) 687-5044 fax

ADDENDUM NO.: ONE (Meadow Homes)

DATE: April 16, 2024

PROJECT: BID #1940 Modernization of Three Elementary School Campuses, Phase 1

BID DUE DATE: 4/29/24 at 10:00 a.m.

NOTICE TO ALL CONTRACTORS SUBMITTING BIDs FOR THIS WORK AND TO ALL PLAN HOLDERS:

You are hereby notified of the following changes, clarifications or modifications to the original Contract Documents, Project Manual, Drawings, Specifications and subsequent Addenda. This Addendum shall supersede the original Contract Documents, and previous Addenda wherein it contradicts the same and shall take precedence over anything to the contrary therein. All other conditions remain unchanged. It is the responsibility of the Contractor to notify all sub-contractors from who he accepts bids for all changes in the drawings and specifications covering this project.
Receipt of this addendum shall be acknowledged by inserting the addendum number and its date on the BID form.

CONFORMANCE WITH CONTRACT DOCUMENTS, PROJECT MANUAL DRAWINGS AND SPECIFICATIONS:

All addenda work shall be in strict conformance with the Contract Documents, Project Manual, Drawings and Specifications as they pertain to work of a similar nature.

REVISIONS/CLARIFICATIONS TO THE RFP DOCUMENTS AND SPECIFICATIONS

****SEE ATTACHMENT FOR QUESTIONS AND RESPONSES****

Elizabeth McClanahan
Director of Purchasing and Warehouse

END OF ADDENDUM

DOCUMENT 00 91 13

ADDENDA

NOTICE TO ALL BIDDERS: THE FOLLOWING MODIFICATIONS, ADDITIONS, DELETIONS, CLARIFICATIONS AND/OR INFORMATION ARE HEREBY MADE PART OF THE CONTRACT DOCUMENTS. ADDENDUM MUST BE ACKNOWLEGDED AS PART OF THE BIF FORM.

1. **RFI QUESTIONS**

    1) Will the list of prequalified contractors be posted?
        (a) Yes. A list of contractors that prequalified prior to the cutoff date will be posted with all bid documents to the districts webpage, https://www.mdusd.org/departments/business-services/purchasing-warehouse/bid-information/construction-bids

    2) Is there any opportunity to extend the RFI date, to sometime after bid walk?
        (a) Questions received less than ten (10) calendar days prior to the date for opening Bids may not be answered. Only questions answered by formal written Addenda will be binding. Oral and other interpretations or clarifications will be without legal effect. . All questions about the meaning or intent of the Contract Documents are to be directed in writing to the District representative, Mike Torres via email at mike.torres@6dpmcm.com. Interpretations or clarifications considered necessary by the District in response to those questions will be issued in writing by Addenda faxed, mailed, or delivered to all parties recorded by the District as having received the Contract Documents.

2. **Architect Specification and/or Drawing Clarifications – Addendum No. 1: Mt. Diablo Unified School District Meadow Homes Elementary School Increment 1**

END OF SECTION

ADDENDUM NO. 1

Project: Mt Diablo Unified School District
Meadow Homes Elementary School
Increment 1
19six #: 23119
DSA #: 01-121400 File #: 07-29

Date: April 16, 2024

To all bidders submitting proposals for the above captioned project. This Addendum is hereby included in the Contract Documents to the same extent as though it were originally included therein. The following items modify, add to, delete from, or explain the drawings and/or specifications. The contents of this Addendum shall take precedence over the original specifications and plans.

Note: All drawing revisions have been clouded with an "A" which indicates changes captured in addendum 01

A. NEW SPECIFICATIONS

ITEM 1. None

B. NEW DRAWINGS

ITEM 1. None

C. CHANGES TO SPECIFICATIONS

ITEM 1. 32 13 13 CONCRETE PAVING
- Update to code section

D. CHANGES TO DRAWINGS

ITEM 1. 1G-100 CODE SITE PLAN
- Added keynote 03.10A
- Added Keynote 02.02.A
- Edited Keynote 01.41.L

ITEM 2. 1G-900 ACCESSIBILITY CLEARANCES
- Edited Detail 3 – Knee and Toe Clearances to clarify mounting heights. (for information only)

ITEM 3. 1C2.1 DRAINAGE & GRADING PLAN
- Revision to ADA parking stall size

ITEM 4. 1A-101 ENLARGED SITE PLAN
- Modified Enlarged plan 4 to show dimensions and added detail sections to add (2) new thresholds at existing MPR Building

ITEM 5. 1A-111 SITE DETAILS
- Modified detail 12, striping layout updated to meet code compliance.

ITEM 6. 1A-501 ENLARGED PLANS
- Added detail call out for mounting heights for Adult lavatory, applies to details 5 & 7. (for information only)

ITEM 7. 1A-502 ENLARGED PLANS
- Reversed door swing on restroom K-1B
- Added Keynote 02.51.A
- Updated RR Elevations T7 & T9 to indicate code compliance (for information only)

ITEM 8. 1A-601 INTERIOR ELEVATIONS
- Modified interior elevation to show compliance (for information only)

ITEM 9. 1A-801 DOOR SCHEDULE
- Updates to Door type B showing mounting height of door hardware (for information only)

ITEM 10. 1A-921 INTERIOR DETAILS
- Revision of detail 3 to show mounting height per code

E. ATTACHMENTS (Include all the attachments/sheets/revised specifications that have been altered)

- 32 13 13 CONCRETE PAVING
- 1G-100 CODE SITE PLAN
- 1G-900 ACCESSIBILITY CLEARANCES
- 1C2.1 DRAINAGE & GRADING PLAN
- 1A-101 ENLARGED SITE PLAN
- 1A-111 SITE DETAILS
- 1A-501 ENLARGED PLANS
- 1A-502 ENLARGED PLANS
- 1A-601 INTERIOR ELEVATIONS
- 1A-801 DOOR SCHEDULE
- 1A-921 INTERIOR DETAILS

Mariana Alvarez Parga C-36107

SECTION 32 13 13 - CONCRETE PAVING

PART 1 - GENERAL

1.1 SUMMARY

A. Section includes concrete sidewalks, integral curbs, gutters, parking areas, driveways, and roads, and aggregate base course.

B. Related Sections:
1. Section 31 22 13 - Rough Grading.
2. Section 31 23 23.13 - Backfill.
3. Section 32 11 23 - Aggregate Base Course.
4. Section 32 96 00 – Landscape Planting.
5. Section 33 49 13 - Storm Drainage Manholes, Frames, and Covers.

1.2 REFERENCES

A. ACI 304 (American Concrete Institute) - Recommended Practice for Measuring, Mixing, Transporting and Placing Concrete.

B. ASTM A185 - Welded Steel Wire Fabric for Concrete Reinforcement.

C. ASTM A497 - Welded Deformed Steel Wire Fabric for Concrete Reinforcement.

D. ASTM A615 - DeformeM and Plain Billet-Steel for Concrete Reinforcement.

E. ASTM C33 - Concrete Aggregates.

F. ASTM C94 - Ready Mix Concrete.

G. ASTM C150 - Portland Cement

H. ASTM C260 - Air-Entraining Admixtures for Concrete.

I. ASTM C309 - Liquid Membrane-Forming Compounds for Curing Concrete.

J. ASTM C494 - Chemical Admixtures for Concrete.

K. ASTM D1751 - Preformed Expansion Joint Fillers for Concrete Paving and Structural Construction.

L. ASTM D1752 - Preformed Sponge Rubber and Cork Expansion Joint Fillers for Concrete Paving and Structural Construction.

1.3 QUALITY ASSURANCE

A. Perform Work in accordance with requirements of Local Municipality.

B. Maintain one copy of each document on site.

C. Obtain cementitious materials from same source throughout.

1.4 ENVIRONMENTAL REQUIREMENTS

A. Section 01 60 00 - Product Requirements.

B. Do not place concrete when base surface temperature is less than 40 degrees, or surface is wet or frozen.

PART 2 - PRODUCTS

2.1 FORM MATERIALS

A. Wood or Steel form material, profiled to suit conditions.

B. Joint Filler: ASTM D1751.

2.2 REINFORCEMENT

A. Reinforcing Steel: ASTM A615; Grade 60 deformed billet steel bars; unfinished.

B. Welded Steel Wire Fabric: Plain type, ASTM A185 in flat sheets or coiled rolls; unfinished.

C. Dowels: ASTM A615; plain steel, unfinished.

2.3 CONCRETE MATERIALS

A. Concrete Materials: As specified in Section 03 30 00. Provide in accordance with local municipality Public Work's standards.

B. Fly Ash content per local Municipality Public Work's Standards.

2.4 CONCRETE MIX - BY PERFORMANCE CRITERIA

A. Provide concrete to the following criteria:
1. Compressive Strength: 3000 psi @ 28 days.

PART3 - EXECUTION

3.1 EXAMINATION

A. Section 01 30 00 - Administrative Requirements: Coordination and project conditions.

B. Verify compacted subgrade or granular base is acceptable and ready to support paving and imposed loads.

C. Verify gradients and elevations of base are correct.

3.2 SUBBASE

A. Section 32 11 23 - Aggregate Base Course forms the base construction for Work of this section.

3.3 PREPARATION

A. Moisten base to minimize absorption of water from fresh concrete.

B. Coat surfaces of manhole and catch basin frames with oil to prevent bond with concrete pavement.

C. Notify Architect/Engineer minimum 24 hours prior to commencement of concreting operations.

3.4 FORMING

A. Place and secure forms to correct location, dimension, profile, and gradient.

B. Assemble formwork to permit easy stripping and dismantling without damaging concrete.

C. Place joint filler vertical in position, in straight lines. Secure to formwork during

concrete placement.

3.5 REINFORCEMENT

A. Place reinforcement as indicated on drawings.

B. Interrupt reinforcement at expansion joints.

C. Place reinforcement to achieve pavement and curb alignment as detailed.

3.6 PLACING CONCRETE

A. Place concrete in accordance with local municipality Public Work's standards.

B. Ensure reinforcement, inserts, embedded parts, formed joints and are not disturbed during concrete placement.

C. Place concrete continuously over the full width of the panel and between predetermined construction joints.

D. Place concrete to pattern indicated on drawings.

3.7 JOINTS

A. Place expansion and contraction joints as shown on drawings. Align curb, gutter, and sidewalk joints.

B. Place joint filler between paving components and building or other appurtenances. Recess top of filler 1/4 inch for sealant placement.

C. Provide scored sawn joints as indicated on drawings and between sidewalks and curbs.

3.8 EXPOSED AGGREGATE

A. See Landscape Drawings and Specifications.

3.9 SLIP RESISTENT FINISHING

A. Sidewalk Paving: Light broom perpendicular to path of travel and trowel joint edges.

B. Curbs and Gutters: Light broom in direction of flow.

C. Direction of Texturing: Transverse to pavement direction.

D. Inclined Vehicular Ramps: Broomed perpendicular to slope.

E. Place curing compound on exposed concrete surfaces immediately after finishing.

3.10 JOINT SEALING

A. Separate pavement from vertical surfaces with thick joint filler.

B. Place joint filler in pavement pattern placement sequence. Set top to required elevations. Secure to resist movement by wet concrete.

C. Extend joint filler from bottom of pavement to within 1/8 inch of finished surface. Conform to joint sealer manufacturer requirements.

3.11 TOLERANCES

A. Section 01 40 00 - Quality Requirements: Tolerances.

B. Maximum Variation of Surface Flatness: 1/4 inch in 10 feet.

C. Maximum Variation From True Position: 1/2 inch.

3.12 FIELD QUALITY CONTROL

A. Section 01 40 00 - Quality Requirements: Testing and inspection services
Section 01 70 00 - Execution and Closeout Requirements: Testing, adjusting, and balancing.

B. Testing firm will take cylinders and perform slump [and air entrainment] tests in accordance with ACI 301.

C. One slump test will be taken for each set of test cylinders taken.

D. Maintain records of placed concrete items. Record date, location of pour, quantity, air temperature, and test samples taken.

3.13 PROTECTION

A. Immediately after placement, protect pavement from premature drying, excessive hot or cold temperatures, and mechanical injury.

B. Do not permit pedestrian or vehicular traffic over pavement for 7days minimum after finishing.

END OF SECTION 32 13 13

BUILDING INFORMATION - WING A						
BUILDING NAME	STORIES	BUILDING AREA	OCCUPANCY TYPE	CONSTRUCTION TYPE	SPRINKLER	D.S.A.#
BUILDING A	1	4,100 SF	E	V-N	No	8711, 01-105340

BUILDING INFORMATION - WING B						
BUILDING NAME	STORIES	BUILDING AREA	OCCUPANCY TYPE	CONSTRUCTION TYPE	SPRINKLER	D.S.A.#
BUILDING B.1	1	3,675 SF	B, E	V-N	No	8711, 10361, 01-105340
BUILDING B.2	1	2,725 SF	E	V-N	No	10361, 01-105340

BUILDING INFORMATION - WING C						
BUILDING NAME	STORIES	BUILDING AREA	OCCUPANCY TYPE	CONSTRUCTION TYPE	SPRINKLER	D.S.A.#
BUILDING C	1	1,500 SF	E	V-N	No	53655, 01-105340

BUILDING INFORMATION - WING D						
BUILDING NAME	STORIES	BUILDING AREA	OCCUPANCY TYPE	CONSTRUCTION TYPE	SPRINKLER	D.S.A.#
BUILDING D.1	1	4,100 SF	E	V-N	No	8711, 01-105340
BUILDING D.2	1	2,725 SF	E	V-N	No	10361, 13225, 01-105340

BUILDING INFORMATION - WING E						
BUILDING NAME	STORIES	BUILDING AREA	OCCUPANCY TYPE	CONSTRUCTION TYPE	SPRINKLER	D.S.A.#
BUILDING E	1	5,250 SF	E	V-N	No	8711, 10361, 01-105340

BUILDING INFORMATION - WING F						
BUILDING NAME	STORIES	BUILDING AREA	OCCUPANCY TYPE	CONSTRUCTION TYPE	SPRINKLER	D.S.A.#
BUILDING F	1	2,750 SF	E	V-N	No	56092

BUILDING INFORMATION - WING G						
BUILDING NAME	STORIES	BUILDING AREA	OCCUPANCY TYPE	CONSTRUCTION TYPE	SPRINKLER	D.S.A.#
BUILDING G.1	1	875 SF	E	V-N	No	01-112737
BUILDING G.2	1	2,050 SF	E	V-N	No	01-104696
BUILDING G.3	1	1,850 SF	E	V-N	No	01-104736
BUILDING G.4	1	1,825 SF	E	V-N	No	01-109284

BUILDING INFORMATION - WING H						
BUILDING NAME	STORIES	BUILDING AREA	OCCUPANCY TYPE	CONSTRUCTION TYPE	SPRINKLER	D.S.A.#
BUILDING H.1	1	900 SF	E	V-N	No	56092
BUILDING H.2	1	2,775 SF	E	V-N	No	01-100156
BUILDING H.3	1	425 SF	E	V-N	No	01-103846
BUILDING H.4	1	875 SF	E	V-N	No	01-103846

BUILDING INFORMATION - WING I						
BUILDING NAME	STORIES	BUILDING AREA	OCCUPANCY TYPE	CONSTRUCTION TYPE	SPRINKLER	D.S.A.#
BUILDING I.1	1	625 SF	E	V-N	No	01-107604
BUILDING I.2	1	1,275 SF	E	V-N	No	01-105340
BUILDING I.3	1	4,550 SF	E	V-N	No	01-105340

BUILDING INFORMATION - WING J						
BUILDING NAME	STORIES	BUILDING AREA	OCCUPANCY TYPE	CONSTRUCTION TYPE	SPRINKLER	D.S.A.#
BUILDING J.1	1	1,275 SF	E	V-N	No	01-105340
BUILDING J.2	1	4,525 SF	E	V-N	No	01-105340

BUILDING INFORMATION - MPR						
BUILDING NAME	STORIES	BUILDING AREA	OCCUPANCY TYPE	CONSTRUCTION TYPE	SPRINKLER	D.S.A.#
MULTI-USE BUILDING	1	5,400 SF	A	V-N	No	8711, 01-105340

PARKING LOT ANALYSIS

TOTAL NUMBER OF STALLS	NUMBER OF ACC. STALLS REQUIRED	NUMBER OF ACC. STALLS PROVIDED	NUMBER OF VAN ACC. STALLS PROVIDED
PARKING LOT 01			
9	1	1	0
PARKING LOT 02			
22	1	1	1

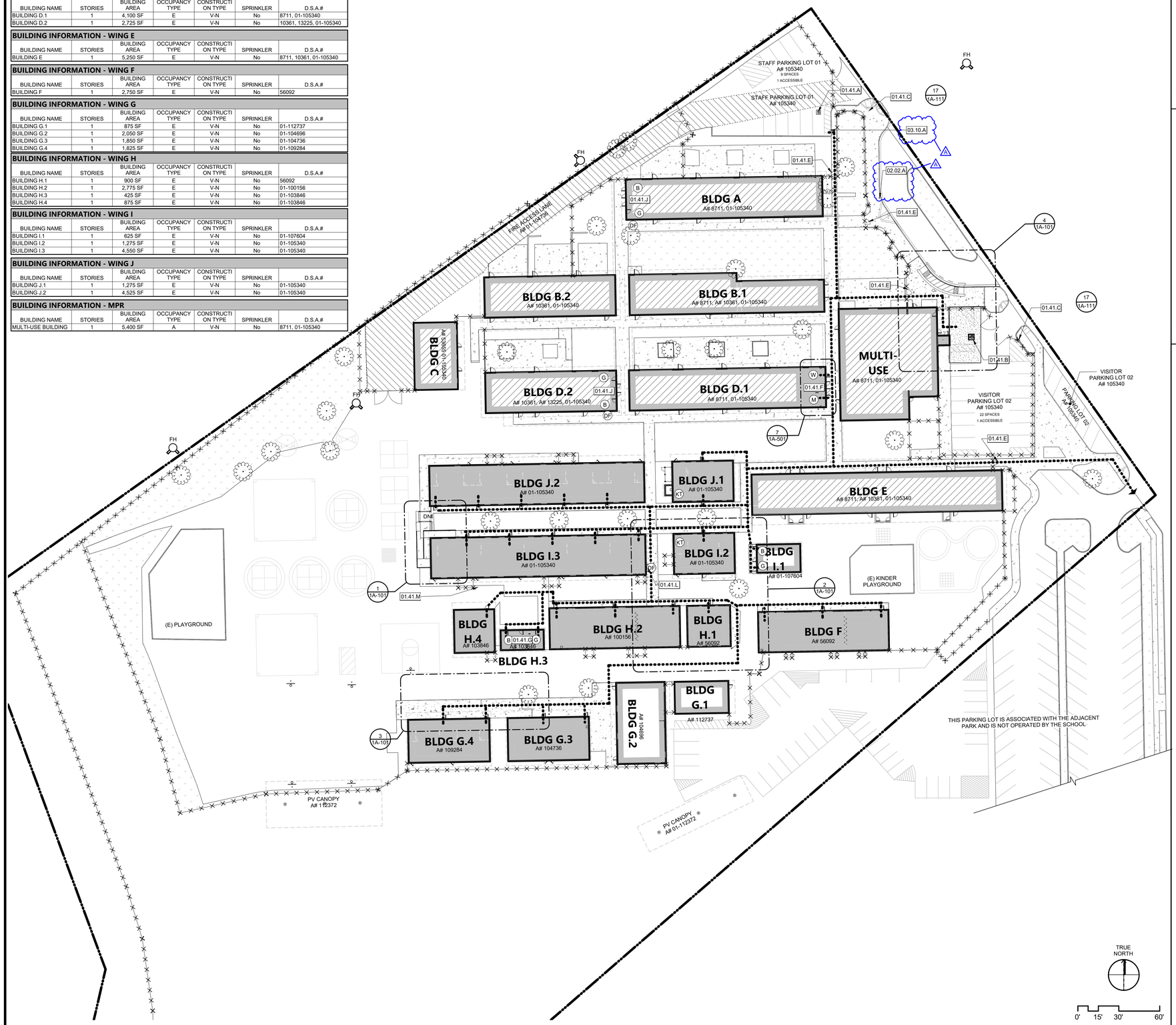

SITE PLAN - CODE ANALYSIS | 1" = 30'-0" | 1

KEYNOTES

01.41.A	(E) ACCESSIBLE PARKING STALL A#01-105340
01.41.B	(E) ACCESSIBLE VAN PARKING STALL A#01-105340
01.41.C	(E) TOW SIGN A#01-105340. SEE DETAIL 17/1A-111. FOR REFERENCE ONLY.
01.41.E	(E) ACCESSIBLE EGRESS GATE W/ PANIC HARDWARE. SEE DETAIL 3/1A-111. FOR REFERENCE ONLY
01.41.F	(E) ACCESSIBLE STAFF TOILET ROOM A#01-103846
01.41.G	(E) ACCESSIBLE STUDENT TOILET ROOM A#01-103846
01.41.J	(E) ACCESSIBLE STUDENT TOILET ROOM A#01-115297
01.41.L	(N) HI-LO ACCESSIBLE DRINKING FOUNTAIN SERVING AREA OF WORK (SEE DETAIL 20/1A-111)
01.41.M	(E) ACCESSIBLE RAMP A#01-105340
02.02.A	REMOVE "BUSES ONLY" PARKING SIGN & POST
03.10.A	(E) FLASH CURB

LEGEND - CODE SITE GENERAL NOTES

1. ALL NEW CONCRETE AND AC PAVING IN P.O.T. SHALL HAVE 2% MAX. SLOPE IN ALL DIRECTIONS U.N.O. AND SHALL HAVE FLUSH TRANSITIONS TO ALL ADJACENT NEW AND EXISTING WALK SURFACES IN P.O.T. .
2. ALL LANDSCAPE EDGES ALONG ALL NEW OR EXISTING WALK SURFACES IN P.O.T. SHALL BE PER CIVIL DRAWINGS.
3. FOR GRATINGS OR STRAINERS LOCATED IN THE SURFACE OF ANY PEDESTRIAN WAY OR IN P.O.T., THE MAXIMUM GRATE OR STRAINER OPENINGS SHALL NOT EXCEED 1/2" IN THE DIRECTION OF TRAFFIC FLOW.
4. THE P.O.T. IDENTIFIED IN THESE CONSTRUCTION DOCUMENTS IS COMPLIANT WITH THE CURRENT APPLICABLE CALIFORNIA BUILDING CODE ACCESSIBILITY PROVISIONS FOR THE PATH OF TRAVEL REQUIREMENTS FOR ALTERATIONS, ADDITIONS, AND STRUCTURAL REPAIRS. AS PART OF THE DESIGN OF THIS PROJECT, THE P.O.T. WAS EXAMINED AND ANY ELEMENTS, COMPONENTS OR PORTIONS OF THE P.O.T. THAT WERE DETERMINED TO BE NON-COMPLIANT 1) HAVE BEEN IDENTIFIED AND 2) THE CORRECTIVE WORK NECESSARY TO BRING THEM INTO COMPLIANCE HAS BEEN INCLUDED WITHIN THE SCOPE OF THIS PROJECT'S WORK THROUGH DETAILS, DRAWINGS AND SPECIFICATIONS INCORPORATED INTO THESE CONSTRUCTION DOCUMENTS. ANY NON-COMPLIANT ELEMENTS, COMPONENTS, OR PORTIONS OF THE P.O.T. THAT WILL NOT BE CORRECTED BY THIS PROJECT BASED ON VALUATION THRESHOLD LIMITATIONS OR A FINDING OF UNREASONABLE HARDSHIP ARE SO INDICATED IN THESE CONSTRUCTION DOCUMENTS. DURING CONSTRUCTION, IF POT ITEMS WITHIN THE SCOPE OF THE PROJECT REPRESENTED AS CODE COMPLIANT ARE FOUND TO BE NON-CONFORMING BEYOND REASONABLE CONSTRUCTION TOLERANCES, THEY SHALL BE BROUGHT INTO COMPLIANCE WITH THE CBC AS PART OF THIS PROJECT BY MEANS OF A CONSTRUCTION CHANGE DOCUMENT.

LEGEND - SITE PLAN

- (E) PROPERTY LINE
- LIMITS OF WORK
- PROJECT BUILDING INCREMENT 1
- PROJECT BUILDING INCREMENT 2 (FUTURE WORK)
- (E) BUILDING - NOT IN SCOPE
- (E) CONCRETE
- (E) LANDSCAPE
- (N) CONCRETE
- (N) ASPHALT

PATH OF TRAVEL (P.O.T.)

- AS INDICATED, IS A COMMON BARRIER FREE ACCESS ROUTE
- IS AT LEAST 48" WIDE.
- NO ABRUPT VERTICAL CHANGES EXCEEDING 1/2" BEVELED AT 1:2 MAXIMUM SLOPE, EXCEPT THAT LEVEL CHANGES DO NOT EXCEED 1/4" VERTICAL
- THE PATH SURFACE IS SLIP RESISTANT, STABLE, FIRM, AND SMOOTH.
- PASSING SPACES (11B-403.2) AT LEAST 60"x60" ARE LOCATED NOT MORE THAN 200' APART.
- PARTS OF P.O.T. WITH CONTINUOUS GRADIENTS HAVE 60" LEVEL AREAS (11B-403.7) NOT MORE THAN 400' APART.
- THE CROSS-SLOPE DOES NOT EXCEED 2% AND SLOPE IN THE DIRECTION OF TRAVEL IS LESS THAN 5% UNLESS OTHERWISE INDICATED.
- (POT) SHALL BE MAINTAINED FREE OF OVERHANGING OBSTRUCTIONS TO 80" MINIMUM (11B-307.4) AND PROTRUDING OBJECTS GREATER THAN 4" PROJECTION FROM WALL AND ABOVE 27" AND LESS THAN 80" (11B-307).
- ARCHITECT SHALL VERIFY PATH OF TRAVEL CONFORMS WITH THE ABOVE.

- (E) FENCE LINE
- FH (E) FIRE HYDRANT
- FDC (E) FIRE DEPARTMENT CONNECTION
- (DF) ACCESSIBLE HI-LOW DRINKING FOUNTAIN
- (T) ACCESSIBLE ADULT/STAFF SINGLE-USER TOILET ROOM
- (M)(W) ACCESSIBLE ADULT/STAFF MULTI-USER TOILET ROOM
- (ST) ACCESSIBLE STUDENT SINGLE-USER TOILET
- (B)(G) ACCESSIBLE STUDENT MULTI-USER TOILET
- (KT) ACCESSIBLE KINDERGARTEN STUDENT TOILET

AGENCY APPROVAL DSA# 01-121400

911 W HEDDING ST., SUITE 101
SAN JOSE, CA 95126
TEL (408) 715-4470

CONSULTANTS

CIVIL ENGINEER
CARROLL ENGINEERING
1101 South Winchester Blvd., Suite H184
San Jose, CA 95128
TEL (408) 261-9800

STRUCTURAL ENGINEER
BASE Design Inc.
582 Market St. Ste 1402
San Francisco, CA 94104
TEL (415) 466-2997

MECHANICAL ENGINEER
CYPRESS ENGINEERING GROUP
9 Harris Court, Suite A8
Monterey, CA 93940
TEL (831) 218-1802

ELECTRICAL ENGINEER
ATIUM ENGINEERING
3533 York Ln.
San Ramon, CA 94582
TEL (913) 961-1658

TECHNOLOGY ENGINEER
KMM Services Inc.
5433 El Camino Ave. Ste 5
Carmichael, CA 95608
TEL (916) 359-4000

PROFESSIONAL STAMP

LICENSED ARCHITECT
MARLENA ALVAREZ FARGA
C-36107
REN. 01-31-25
STATE OF CALIFORNIA

REVISIONS

NO.	DATE	DESCRIPTION
	12-19-2023	DSA SUBMITTAL
A	04-16-2024	ADDENDUM

THE ARCHITECT DOES NOT REPRESENT THAT THESE PLANS OR THE SPECIFICATIONS ARE SUITABLE FOR ANY SITE OTHER THAN THE ONE FOR WHICH THEY WERE SPECIFICALLY PREPARED. THE ARCHITECT DISCLAIMS RESPONSIBILITY FOR THESE PLANS AND SPECIFICATIONS IF THEY ARE USED IN WHOLE OR IN PART AT ANY OTHER SITE. WRITTEN DIMENSIONS ON THESE DRAWINGS SHALL HAVE PRECEDENCE OVER SCALED DIMENSIONS.

PROJECT OWNER & TITLE

MOUNT DIABLO UNIFIED SCHOOL DISTRICT
1936 Carlotta Drive
Concord, California 94519

MEADOW HOMES ES MODERNIZATION

1371 Detroit Ave
Concord, CA 94520

SHEET TITLE

CODE SITE PLAN

INCREMENT: INC.1

DRAWN BY: ZF JOB NUMBER: 23119.01

SHEET NO.

1G-100

DATE: MARCH 14, 2024

CONSTRUCTION DOCUMENTS

DATE PLOTTED: 4/16/2024 5:47:13 PM FILE LOCATION: Autodesk Docs://Mt. Diablo USD - Modernization Projects 2023/23119_MTDUSD_MEADOW HOMES ES MOD_INC01_A22.rvt

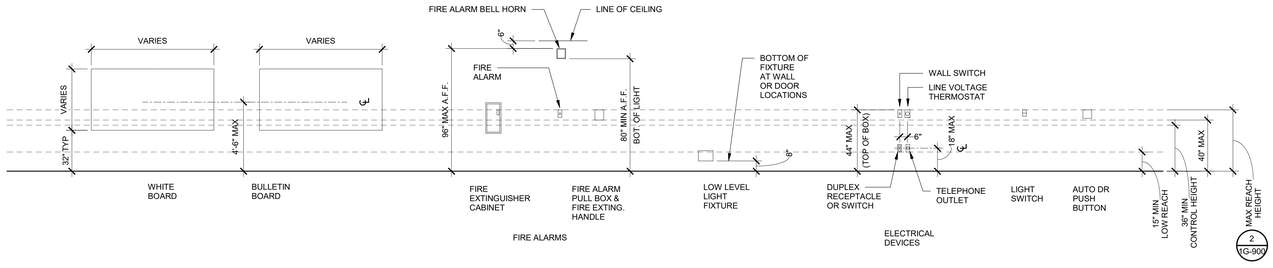

21.12.14 - 00000

TYPICAL MOUNTING HEIGHTS

1/4" = 1'-0" | 11

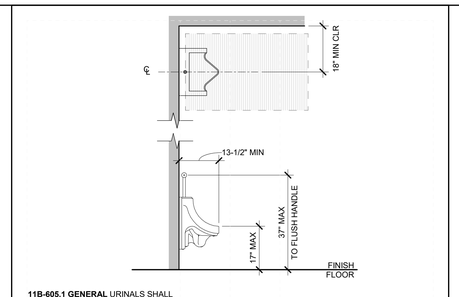

11B-605.1 GENERAL URINALS SHALL COMPLY WITH SECTION 11B-605.

21.12.14 - 00000

ACCESSIBLE URINAL

1/2" = 1'-0" | 17

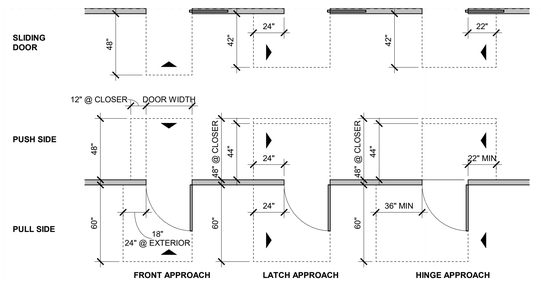

MANEUVERING CLEARANCES PER CBC 11B-404.2.4 & TABLE 11B-404.2.4.1

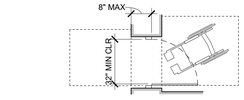

CLEAR WIDTH PER CBC 11B-404.2.3 DOOR OPENINGS SHALL PROVIDE A CLEAR WIDTH OF 32 INCHES (813 MM) MINIMUM. CLEAR OPENINGS OF DOORWAYS WITH SWINGING DOORS SHALL BE MEASURED BETWEEN THE FACE OF THE DOOR AND THE STOP, WITH THE DOOR OPEN 90 DEGREES. OPENINGS MORE THAN 24 INCHES (610 MM) DEEP SHALL PROVIDE A CLEAR OPENING OF 36 INCHES (914 MM) MINIMUM. THERE SHALL BE NO PROJECTIONS INTO THE REQUIRED CLEAR OPENING WIDTH LOWER THAN 34 INCHES (864 MM) ABOVE THE FINISH FLOOR OR GROUND. PROJECTIONS INTO THE CLEAR OPENING WIDTH BETWEEN 34 INCHES (864 MM) AND 80 INCHES (2032 MM) ABOVE THE FINISH FLOOR OR GROUND SHALL NOT EXCEED 4 INCHES (102 MM).

RECESSED DOORS PER CBC 11B-404.2.4.3 MANEUVERING CLEARANCES FOR FORWARD APPROACH SHALL BE PROVIDED WHEN ANY OBSTRUCTION WITHIN 18 INCHES (457 MM) OF THE LATCH SIDE AT AN INTERIOR DOORWAY, OR WITHIN 24 INCHES (610 MM) OF THE LATCH SIDE OF AN EXTERIOR DOORWAY, PROJECTS MORE THAN 8 INCHES (203 MM) BEYOND THE FACE OF THE DOOR, MEASURED PERPENDICULAR TO THE FACE OF THE DOOR OR GATE.

21.12.14 - 00000

CLEAR AREA AT DOORS

1/4" = 1'-0" | 1

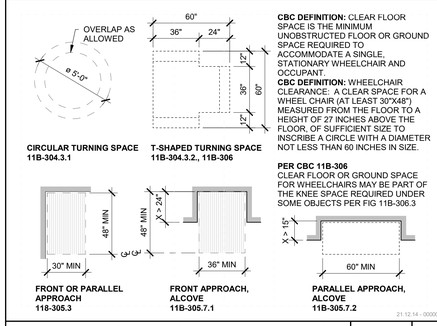

CBC DEFINITION: CLEAR FLOOR SPACE IS THE MINIMUM UNOBSTRUCTED FLOOR OR GROUND SPACE REQUIRED TO ACCOMMODATE A SINGLE, STATIONARY WHEELCHAIR AND OCCUPANT.
CBC DEFINITION: WHEELCHAIR CLEARANCE: A CLEAR SPACE FOR A WHEEL CHAIR (AT LEAST 30"X48") MEASURED FROM THE FLOOR TO A HEIGHT OF 27 INCHES ABOVE THE FLOOR, OF SUFFICIENT SIZE TO INSCRIBE A CIRCLE WITH A DIAMETER NOT LESS THAN 60 INCHES IN SIZE.

PER CBC 11B-306
CLEAR FLOOR OR GROUND SPACE FOR WHEELCHAIRS MAY BE PART OF THE KNEE SPACE REQUIRED UNDER SOME OBJECTS PER FIG 11B-306.3

21.12.14 - 00000

TURNING SPACE, CLEAR FLOOR SPACE

1/4" = 1'-0" | 7

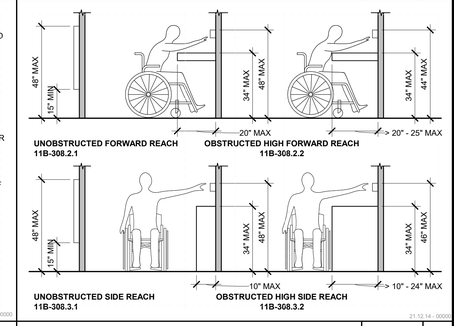

21.12.14 - 00000

REACH RANGE

3/8" = 1'-0" | 2

KNEE AND TOE CLEARANCES PER CBC 11B-306

11B-306.1 GENERAL WHERE SPACE BENEATH AN ELEMENT IS INCLUDED AS PART OF CLEAR FLOOR OR GROUND SPACE OR TURNING SPACE, THE SPACE SHALL COMPLY WITH SECTION 11B-306. ADDITIONAL SPACE SHALL NOT BE PROHIBITED BENEATH AN ELEMENT BUT SHALL NOT BE CONSIDERED AS PART OF THE CLEAR FLOOR OR GROUND SPACE OR TURNING SPACE.

11B-306.2.5 WIDTH TOE CLEARANCE SHALL BE 30 INCHES (762 MM) WIDE MINIMUM.

11B-306.3.5 WIDTH KNEE CLEARANCE SHALL BE 30 INCHES (762 MM) WIDE MINIMUM.

11B-606.1 GENERAL LAVATORIES AND SINKS SHALL COMPLY WITH SECTION 11B-606.

11B-606.5 WATER SUPPLY AND DRAIN PIPES UNDER LAVATORIES AND SINKS SHALL BE INSULATED OR OTHERWISE CONFIGURED TO PROTECT AGAINST CONTACT. THERE SHALL BE NO SHARP OR ABRASIVE SURFACES UNDER LAVATORIES AND SINKS.

11B-606.6 ADJACENT SIDE WALL OR PARTITION LAVATORIES, WHEN LOCATED ADJACENT TO A SIDE WALL OR PARTITION, SHALL BE A MINIMUM OF 18 INCHES (457 MM) TO THE CENTERLINE OF THE FIXTURE.

11B-805.6 HAND WASHING FIXTURES, LAVATORIES AND SINKS ALL HAND WASHING FIXTURES, LAVATORIES AND SINKS SHALL COMPLY WITH SECTION 11B-606.

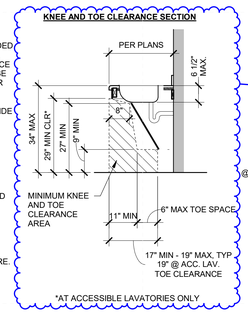

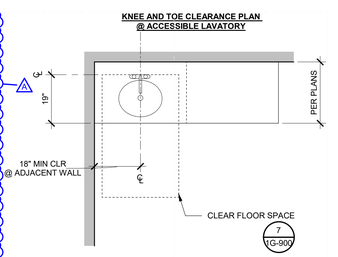

21.12.14 - 00000

KNEE AND TOE CLEARANCE

RE: 5A / 1A-501

1/2" = 1'-0" | 3

11B-604.1 GENERAL WATER CLOSETS AND TOILET COMPARTMENTS SHALL COMPLY WITH SECTIONS 11B-604.2 THROUGH 11B-604.8.

11B-603.2.3 DOOR SWING DOORS SHALL NOT SWING INTO THE CLEAR FLOOR SPACE OR CLEARANCE REQUIRED FOR ANY FIXTURE. DOORS TO ACCESSIBLE WATER CLOSET COMPARTMENTS SHALL BE PERMITTED TO ENCROACH INTO THE TURNING SPACE WITHOUT LIMITATION. OTHER THAN DOORS TO ACCESSIBLE WATER CLOSET COMPARTMENTS, A DOOR, IN ANY POSITION, SHALL BE PERMITTED TO ENCROACH INTO THE TURNING SPACE BY 12 INCHES (305 MM) MAXIMUM.

11B-604.5 GRAB BARS GRAB BARS FOR WATER CLOSETS SHALL COMPLY WITH SECTION 11B-609. GRAB BARS SHALL BE PROVIDED ON THE SIDE WALL CLOSEST TO THE WATER CLOSET AND ON THE REAR WALL

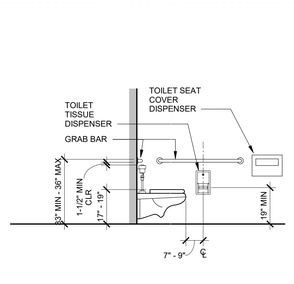

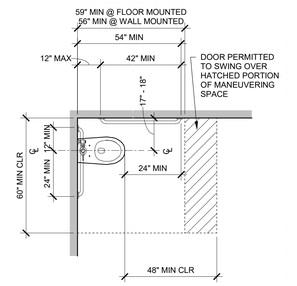

21.12.14 - 00000

ACCESSIBLE WATER CLOSET

3/8" = 1'-0" | 4

ACCESSORIES

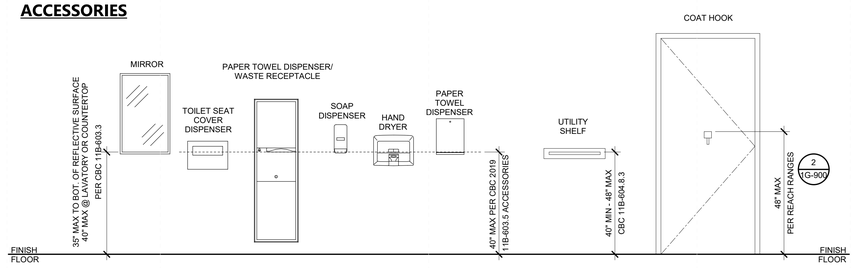

21.12.14 - 00000

ACCESSIBLE FIXTURE DIMENSION

1/2" = 1'-0" | 5

AGENCY APPROVAL DSA# 01-121400

911 W HEDDING ST., SUITE 101
SAN JOSE, CA 95126
TEL (408) 715-4470

CONSULTANTS

CIVIL ENGINEER
CARROLL ENGINEERING
1101 South Winchester Blvd., Suite H184
San Jose, CA 95128
TEL (408) 261-9800

STRUCTURAL ENGINEER
BASE Design Inc.
582 Market St. Ste 1402
San Francisco, CA 94104
TEL (415) 466-2997

MECHANICAL ENGINEER
CYPRESS ENGINEERING GROUP
9 Harris Court, Suite A8
Monterey, CA 93940
TEL (831) 218-1802

ELECTRICAL ENGINEER
ATIUM ENGINEERING
3533 York Ln.
San Ramon, CA 94582
TEL (913) 961-1658

TECHNOLOGY ENGINEER
KMM Services Inc.
5433 El Camino Ave. Ste 5
Carmichael, CA 95608
TEL (916) 359-4000

PROFESSIONAL STAMP

LICENSED ARCHITECT MARIANA ALVAREZ PARGA C-36107 REN. 01-31-25 STATE OF CALIFORNIA

REVISIONS

NO.	DATE	DESCRIPTION
	12-19-2023	DSA SUBMITTAL
A	04-16-2024	ADDENDUM

THE ARCHITECT DOES NOT REPRESENT THAT THESE PLANS OR THE SPECIFICATIONS ARE SUITABLE FOR ANY SITE OTHER THAN THE ONE FOR WHICH THEY WERE SPECIFICALLY PREPARED. THE ARCHITECT DISCLAIMS RESPONSIBILITY FOR THESE PLANS AND SPECIFICATIONS IF THEY ARE USED IN WHOLE OR IN PART AT ANY OTHER SITE. WRITTEN DIMENSIONS ON THESE DRAWINGS SHALL HAVE PRECEDENCE OVER SCALED DIMENSIONS.

PROJECT OWNER & TITLE
MOUNT DIABLO UNIFIED SCHOOL DISTRICT
1936 Carlotta Drive
Concord, California 94519

MEADOW HOMES ES MODERNIZATION

1371 Detroit Ave
Concord, CA 94520

SHEET TITLE
ACCESSIBILITY CLEARANCES

INCREMENT: INC.1

DRAWN BY: ZF JOB NUMBER: 23119.01

SHEET NO.
1G-900

DATE: MARCH 14, 2024

CONSTRUCTION DOCUMENTS

DATE PLOTTED: 4/16/2024 5:47:13 PM FILE LOCATION: Autodesk Docs://Mt. Diablo USD - Modernization Projects 2023/23119_MTDUSD_MEADOW HOMES ES MOD_INC01_A22.rvt

Construction Contractor agrees that in accordance with generally accepted construction practices, construction contractor will be required to assume sole and complete responsibility for job site conditions during the course of construction of the project including safety of all persons and property; that this requirement shall be made to apply continuously and not be limited to normal working hours; and construction contractor further agrees to defend, indemnify and hold design professional harmless from any and all liability, real or alleged in connection with the performance of work on this project, excepting liability arising from the sole negligence of design professional.

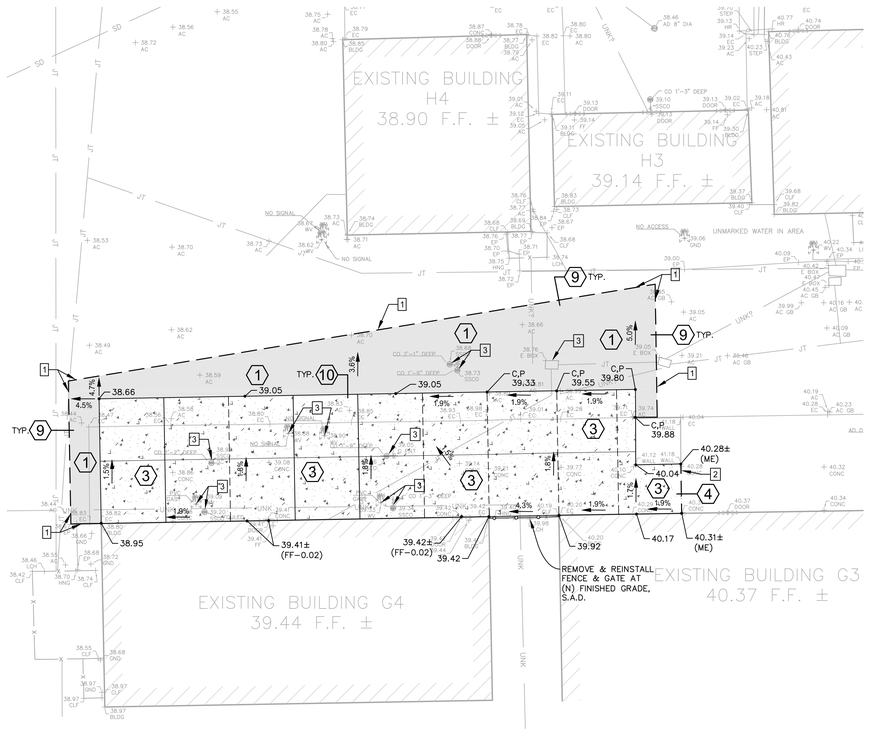

ENLARGED SITE PLAN - SITE REPAIR AREA 3

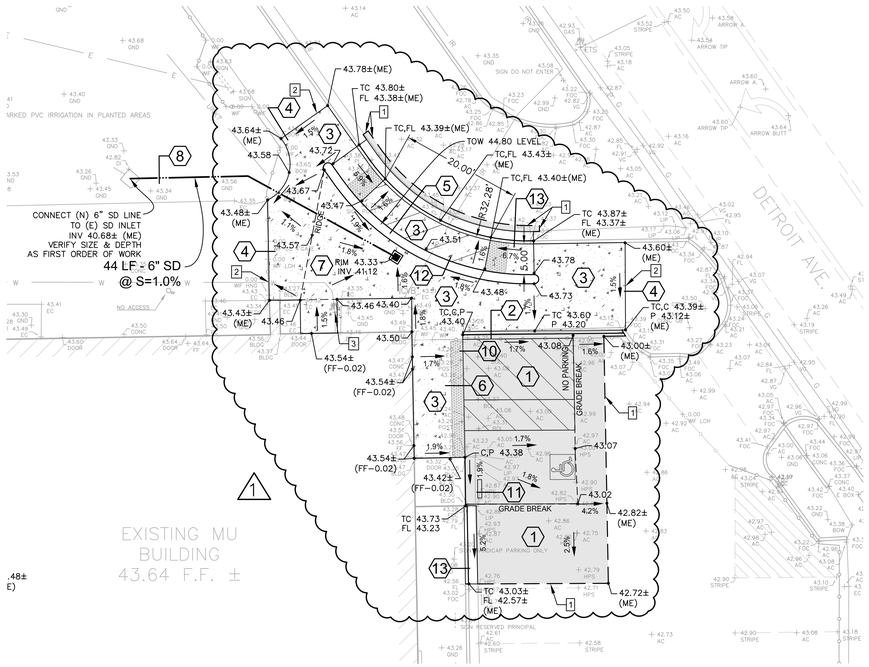

ENLARGED SITE PLAN - SITE REPAIR AREA 4

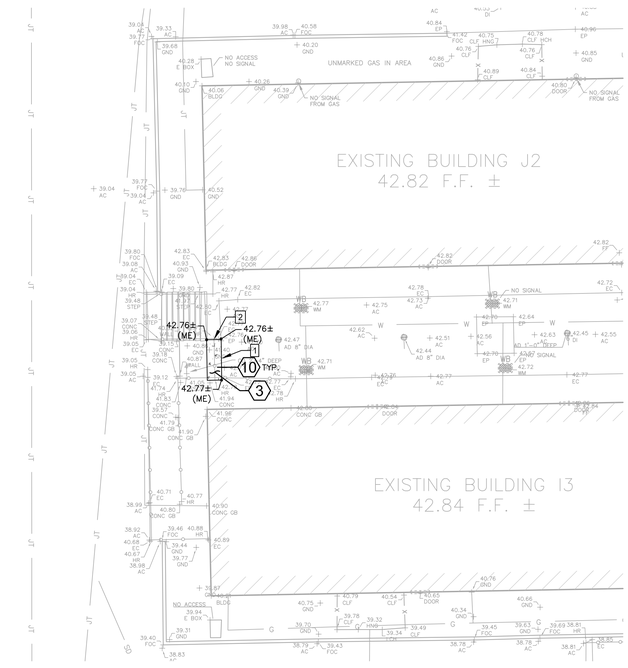

ENLARGED SITE PLAN - SITE REPAIR AREA 1

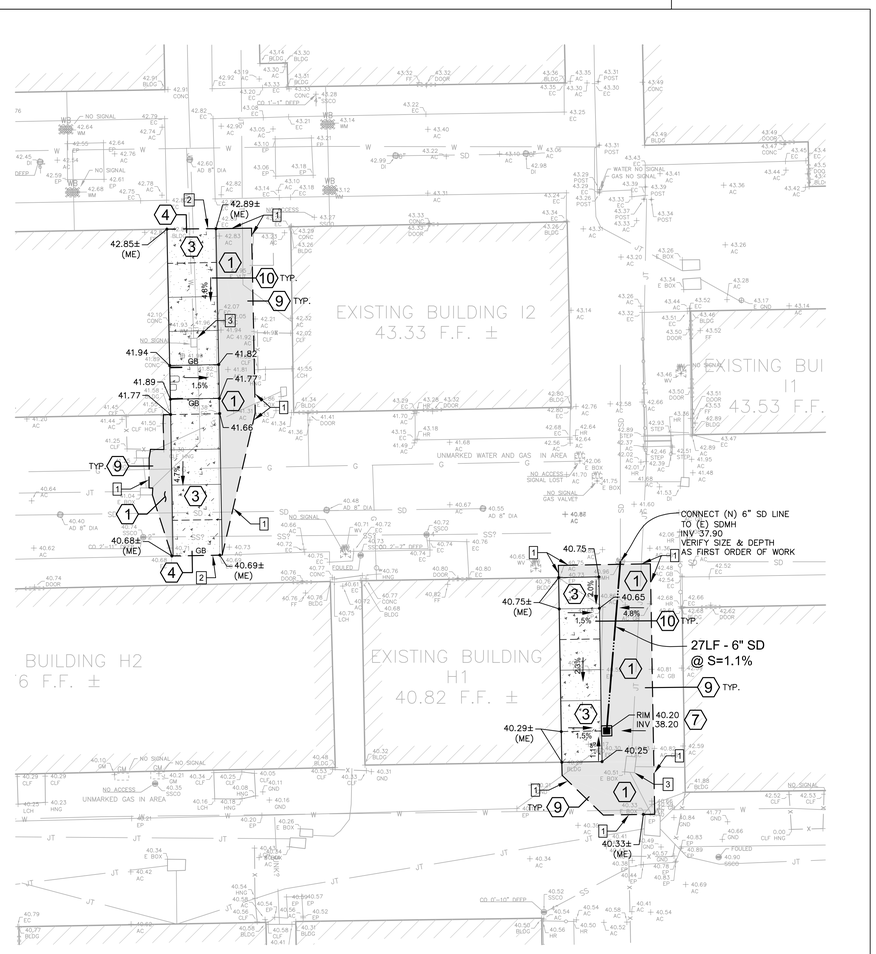

ENLARGED SITE PLAN - SITE REPAIR AREA 2

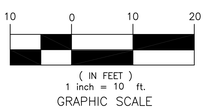

LEGEND

AC PAVEMENT	
PEDESTRIAN CONCRETE	

GRADING CONSTRUCTION DETAIL REFERENCES

SEE SHEET 1C3.1 & 1C3.2

1. AUTO AC PAVEMENT SECTION PER DETAIL 1 / 1C3.1
2. VERTICAL CURB PER DETAIL 2 / 1C3.1
3. CONCRETE PAVING PER DETAIL 3 / 1C3.1
4. CONCRETE PAVING CONFORM PER DETAIL 4 / 1C3.1
5. CURB RAMP PER DETAIL 5 / 1C3.1
6. TRUNCATED DOMES PER DETAIL 6 / 1C3.1
7. 12" STORM INLET PER DETAIL 7 / 1C3.2
8. UTILITY TRENCH PER DETAIL 9 / 1C3.2
9. NEW AC TO EXISTING AC CONNECTION PER DETAIL 10 / 1C3.2
10. CONCRETE TO ASPHALT CONNECTION PER DETAIL 11 / 1C3.2
11. PARKING BUMPER PER DETAIL 12 / 1C3.2
12. CONCRETE WALL PER DETAIL 17 / 1C3.2
13. CURB AND GUTTER PER DETAIL 14 / 1C3.2

GRADING PLAN NOTES:

1. SAWCUT AND CONFORM TO (E) ASPHALT
2. CONFORM TO (E) CONCRETE AT NEAREST CONTROL JOINT
3. ADJUST UTILITY BOX TO NEW FINISHED GRADE, TYP.

AGENCY APPROVAL DSA# XX-XXXXXX

196 ARCHITECTS
40 S. FIRST STREET, SUITE A
SAN JOSE, CA 95113
TEL (408) 715-4470

CONSULTANT
CARROLL ENGINEERING engineers and surveyors
1101 S. WINCHESTER BLVD. SUITE H–184
SAN JOSE, CA 95128
TEL: 408–261–9800
FAX: 408–261–0595
E–MAIL: Robert@carroll–engineering.com

CONSULTANTS

CIVIL ENGINEER
Carroll Engineering
1101 So. Winchester Blvd., Suite H-184
San Jose, CA 95128
TEL (408) 261-9800

STRUCTURAL ENGINEER
BASE Design Inc.
582 Market St. Ste 1402
San Francisco, CA 94104
TEL (415) 466-2997

CIVIL ENGINEER
CARROLL ENGINEERING
1101 South Winchester Blvd., Suite H184
San Jose, CA 95128
TEL (408) 261-9800

MECHANICAL ENGINEER
CYPRESS ENGINEERING RGOUP
9 Harris Court, Suite A8
Monterey, CA 93940
TEL (831) 218-1802

ELECTRICAL ENGINEER
ATIUM ENGINEERING
3533 York Ln.
San Ramon, CA 94582
TEL (913) 961-1658

PROFESSIONAL STAMP

REGISTERED PROFESSIONAL ENGINEER — MATTHEW PAUL MARTUS — No. C 68770 — Exp. 09/30/25 — CIVIL — STATE OF CALIFORNIA

REVISIONS

NO.	DATE	DESCRIPTION
-	12-19-2023	DSA SUBMITTAL

THE ARCHITECT DOES NOT REPRESENT THAT THESE PLANS OR THE SPECIFICATIONS ARE SUITABLE FOR ANY SITE OTHER THAN THE ONE FOR WHICH THEY WERE SPECIFICALLY PREPARED. THE ARCHITECT DISCLAIMS RESPONSIBILITY FOR THESE PLANS AND SPECIFICATIONS IF THEY ARE USED IN WHOLE OR IN PART AT ANY OTHER SITE

PROJECT OWNER & TITLE

MT. DIABLO UNIFIED SCHOOL DISTRICT
2326 Bisso Lane
Concord, CA 94520

MEADOW HOMES ES MODERNIZATION

1371 Detroit Ave
Concord, CA 94520

SHEET TITLE

DRAINAGE & GRADING PLAN

DRAWN BY: KOM JOB NUMBER: 23119.01 CEI #: 3052

SHEET NO.

AD1-1C2.1

DATE: APRIL 11, 2024

CONSTRUCTION DOCUMENTS

UNAUTHORIZED CHANGES & USES: The engineer preparing these plans will not be responsible for, or liable for, unauthorized changes to or uses of these plans. All changes to the plans must be in writing and must be approved by the preparer of these plans.

M:\3052 – Meadow Homes ES_DWG\3052_C2.1_GR.dwg 4-11-24 02:07:49 PM kim

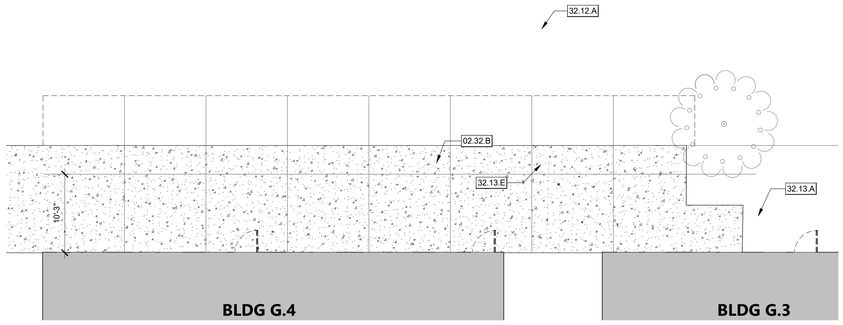

TRUE NORTH

ENLARGED SITE PLAN - SITE REPAIR AREA 3 | 1/8" = 1'-0" | 3

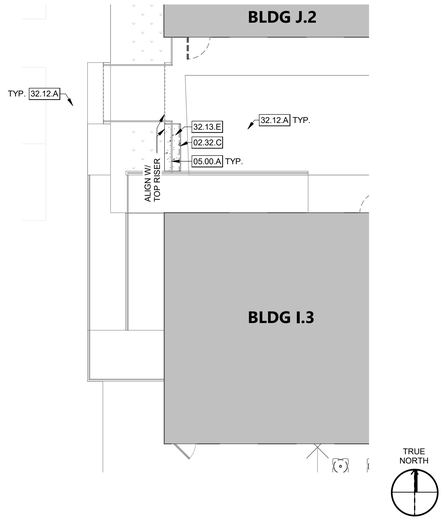

TRUE NORTH

ENLARGED SITE PLAN - SITE REPAIR AREA 1 | 1/8" = 1'-0" | 1

KEYNOTES

01.41.L	(N) HI-LO ACCESSIBLE DRINKING FOUNTAIN SERVING AREA OF WORK (SEE DETAIL 20/1A-111)
02.32.B	EXISTING CONCRETE FLATWORK TO BE REMOVED. S.C.D.
02.32.C	DEMO (E) PAVING BORDER. PREP FOR INFILL CONCRETE CURB.
05.00.A	(E) METAL HANDRAIL TO REMAIN
05.00.B	METAL HANDRAIL
08.20.A	NON-ACCESSIBLE EXTERIOR STORAGE DOOR
32.12.A	(E) ASPHALT PAVING TO REMAIN
32.12.G	ASPHALT PAVING
32.13.A	(E) CONCRETE PAVING TO REMAIN
32.13.E	CONCRETE FLATWORK. S.C.D.
32.17.B	24" WIDE TRUNCATED DOMES BAND

SITE PLAN GENERAL NOTES

1. ALL NEW CONCRETE AND AC PAVING IN P.O.T. SHALL HAVE 2% MAX SLOPE IN ALL DIRECTIONS U.N.O. AND SHALL HAVE FLUSH TRANSITIONS TO ALL ADJACENT NEW AND EXISTING WALK SURFACES IN P.O.T.

2. FOR GRATINGS OR STRAINERS LOCATED IN THE SURFACE OF ANY PEDESTRIAN WAY OR IN P.O.T., THE MAXIMUM GRATE OR STRAINER OPENINGS SHALL NOT EXCEED 1/2" IN THE DIRECTION OF TRAFFIC FLOW.

3. THE P.O.T. IDENTIFIED IN THESE CONSTRUCTION DOCUMENTS IS COMPLIANT WITH THE CURRENT APPLICABLE CALIFORNIA BUILDING CODE ACCESSIBILITY PROVISIONS FOR THE PATH OF TRAVEL REQUIREMENTS FOR ALTERATIONS, ADDITIONS, AND STRUCTURAL REPAIRS. AS PART OF THE DESIGN OF THIS PROJECT, THE P.O.T. WAS EXAMINED AND ANY ELEMENTS, COMPONENTS OR PORTIONS OF THE P.O.T. THAT WERE DETERMINED TO BE NON-COMPLIANT 1) HAVE BEEN IDENTIFIED AND 2) THE CORRECTIVE WORK NECESSARY TO BRING THEM INTO COMPLIANCE HAS BEEN INCLUDED WITHIN THE SCOPE OF THIS PROJECT'S WORK THROUGH DETAILS, DRAWINGS AND SPECIFICATIONS INCORPORATED INTO THESE CONSTRUCTION DOCUMENTS. ANY NON-COMPLIANT ELEMENTS, COMPONENTS, OR PORTIONS OF THE P.O.T. THAT WILL NOT BE CORRECTED BY THIS PROJECT BASED ON VALUATION THRESHOLD LIMITATIONS OR A FINDING OF UNREASONABLE HARDSHIP ARE SO INDICATED IN THESE CONSTRUCTION DOCUMENTS. DURING CONSTRUCTION, IF POT ITEMS WITHIN THE SCOPE OF THE PROJECT REPRESENTED AS CODE COMPLIANT ARE FOUND TO BE NON-CONFORMING BEYOND REASONABLE CONSTRUCTION TOLERANCES, THEY SHALL BE BROUGHT INTO COMPLIANCE WITH THE CBC AS PART OF THIS PROJECT BY MEANS OF A CONSTRUCTION CHANGE DOCUMENT.

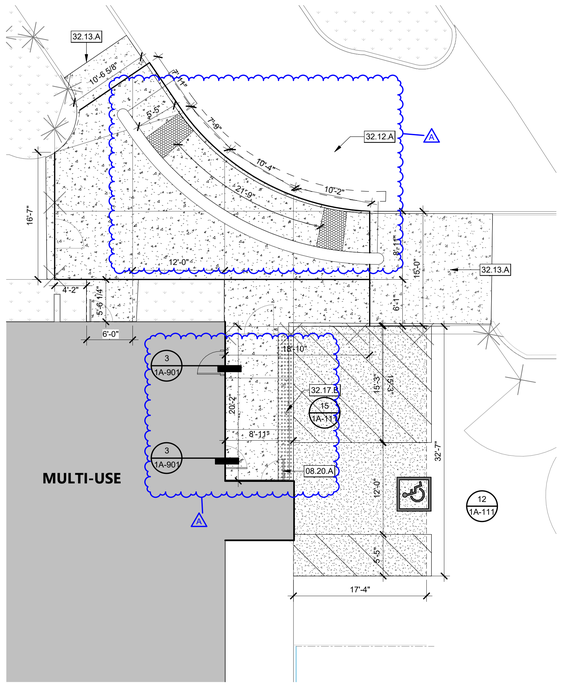

TRUE NORTH

ENLARGED SITE PLAN - SITE REPAIR AREA 4 | 1/8" = 1'-0" | 4

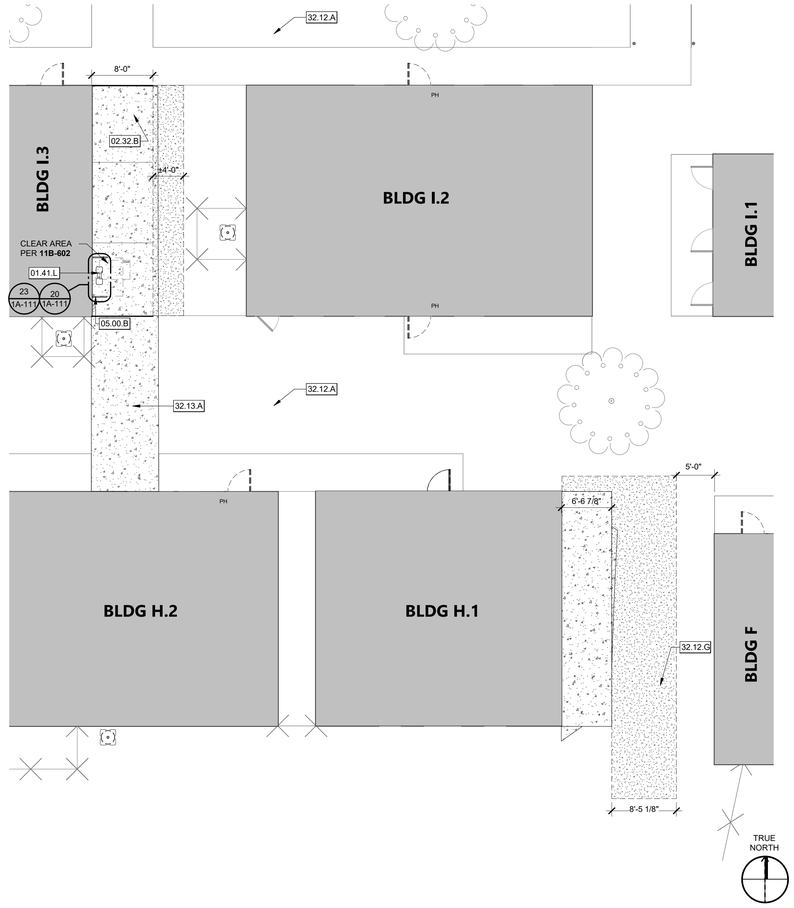

TRUE NORTH

ENLARGED SITE PLAN - SITE REPAIR AREA 2 | 1/8" = 1'-0" | 2

LEGEND - SITE PLAN

- (N) CONCRETE PAVING
- EXPANSION JOINT
- CONTROL JOINT
- LANDSCAPING
- (N) ASPHALT
- (E) BUILDING

KEY PLAN

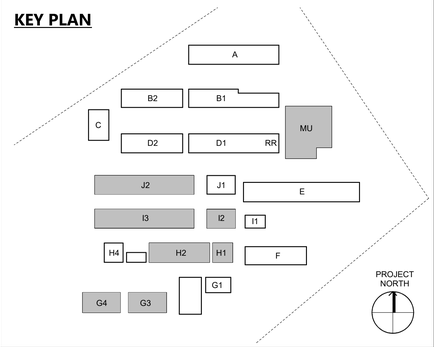

AGENCY APPROVAL DSA# 01-121400

911 W HEDDING ST., SUITE 101
SAN JOSE, CA 95126
TEL (408) 715-4470

CONSULTANTS

CIVIL ENGINEER
CARROLL ENGINEERING
1101 South Winchester Blvd., Suite H184
San Jose, CA 95128
TEL (408) 261-9800

STRUCTURAL ENGINEER
BASE Design Inc.
582 Market St. Ste 1402
San Francisco, CA 94104
TEL (415) 466-2997

MECHANICAL ENGINEER
CYPRESS ENGINEERING GROUP
9 Harris Court, Suite A8
Monterey, CA 93940
TEL (831) 218-1802

ELECTRICAL ENGINEER
ATIUM ENGINEERING
3533 York Ln.
San Ramon, CA 94582
TEL (913) 961-1658

TECHNOLOGY ENGINEER
KMM Services Inc.
5433 El Camino Ave. Ste 5
Carmichael, CA 95608
TEL (916) 359-4000

PROFESSIONAL STAMP

LICENSED ARCHITECT · MARIANA ALVAREZ PARGA · C-36107 · REN. 01-31-25 · STATE OF CALIFORNIA

REVISIONS

FOR PLAN CHECK ONLY, PER DSA IR_A-19

NO.	DATE	DESCRIPTION
	12-19-2023	DSA SUBMITTAL
A	04-16-2024	ADDENDUM

THE ARCHITECT DOES NOT REPRESENT THAT THESE PLANS OR THE SPECIFICATIONS ARE SUITABLE FOR ANY SITE OTHER THAN THE ONE FOR WHICH THEY WERE SPECIFICALLY PREPARED. THE ARCHITECT DISCLAIMS RESPONSIBILITY FOR THESE PLANS AND SPECIFICATIONS IF THEY ARE USED IN WHOLE OR IN PART AT ANY OTHER SITE. WRITTEN DIMENSIONS ON THESE DRAWINGS SHALL HAVE PRECEDENCE OVER SCALED DIMENSIONS.

PROJECT OWNER & TITLE

MOUNT DIABLO UNIFIED SCHOOL DISTRICT
1936 Carlotta Drive
Concord, California 94519

MEADOW HOMES ES MODERNIZATION

1371 Detroit Ave
Concord, CA 94520

SHEET TITLE

ENLARGED SITE PLAN

INCREMENT: INC.1

DRAWN BY: ZF JOB NUMBER: 23119.01

SHEET NO.

1A-101

DATE: MARCH 14, 2024

CONSTRUCTION DOCUMENTS

DATE PLOTTED: 4/16/2024 5:46:49 PM FILE LOCATION: Autodesk Docs://Mt. Diablo USD - Modernization Projects 2023/23119_MTDUSD_MEADOW HOMES ES MOD_INC01_A22.rvt

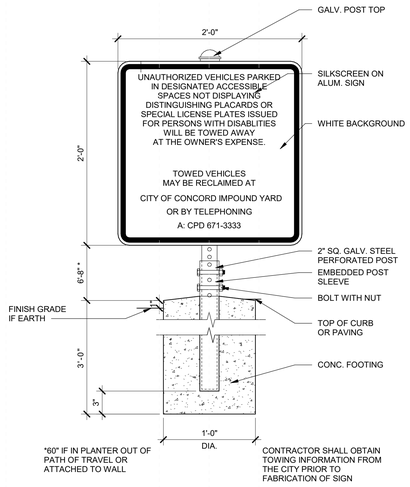

EXISTING PARKING LOT SIGNAGE | 1 1/2" = 1'-0" | 17

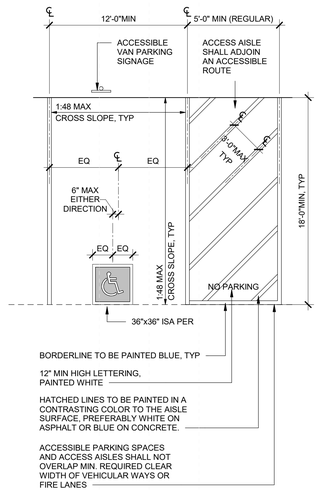

ADA PARKING | 3/16" = 1'-0" | 12

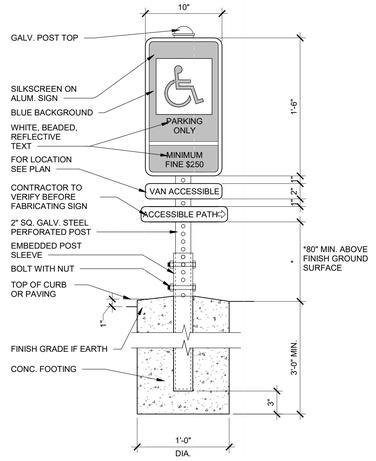

EXISTING ACC. PARKING LOT SIGNAGE | 1 1/2" = 1'-0" | 7

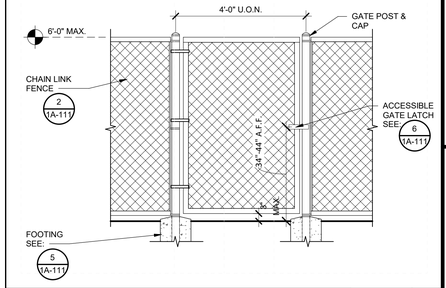

SERVICE CL GATE @ MECH ENCLOSURE | 1/2" = 1'-0" | 1

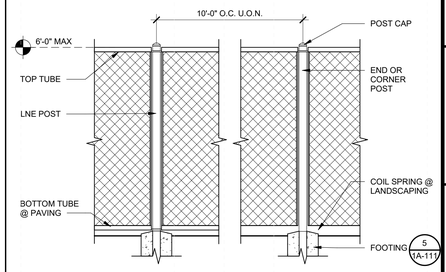

CL FENCE @ MECH ENCLOSURE | 1/2" = 1'-0" | 2

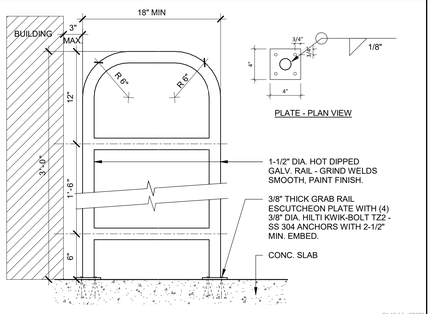

GRAB RAIL ANCHORAGE | 1 1/2" = 1'-0" | 23

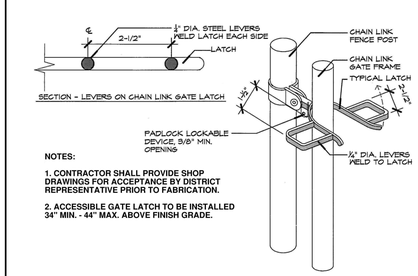

NOTES:

1. CONTRACTOR SHALL PROVIDE SHOP DRAWINGS FOR ACCEPTANCE BY DISTRICT REPRESENTATIVE PRIOR TO FABRICATION.

2. ACCESSIBLE GATE LATCH TO BE INSTALLED 34" MIN. - 44" MAX. ABOVE FINISH GRADE.

ACCESSIBLE GATE LATCH | 3" = 1'-0" | 6

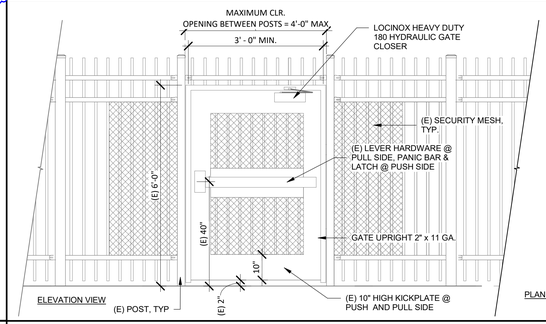

EXISTING ORNAMENTAL GATE (FOR REFERENCE ONLY) | N.T.S. | 3

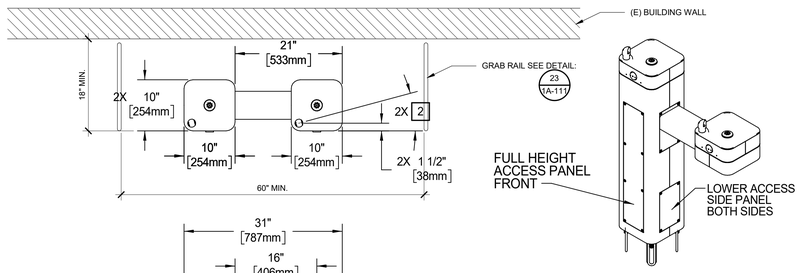

NOTES:
1. WHEN INSTALLING THIS UNIT, LOCAL, STATE, OR FEDERAL CODES SHOULD BE ADHERED TO. INSTALL A TRAP IN THE WASTE LINE AND SCREWDRIVER STOP IN THE SUPPLY LINE IF REQUIRED.

2 MAXIMUM ADJUSTABLE RANGE IS 15 ° FROM PARALLEL TO BACK OF WALL.

HAWS MODEL 3602/3602F IS FULLY COMPLIANT WITH THE FEDERAL 2010 AMERICANS WITH DISABILITIES ACT (ADA) ACCESSIBILITY REQUIREMENTS WHEN INSTALLED AS SHOWN HERE AND WHEN INSTALLED WITH PROPER CLEARANCES AND ACCESS. IT IS THE RESPONSIBILITY OF THE INSTALLER TO ADHERE TO LOCAL, STATE, AND FEDERAL CODES WHEN INSTALLING THIS UNIT. DISTANCE TO SURROUNDING OBJECTS, APPROACH SURFACES, ETC. SHOULD BE CONSIDERED. REFER TO SHEET 7 FOR MORE INFORMATION.

NEW DRINKING FOUNTAIN | N.T.S. | 20

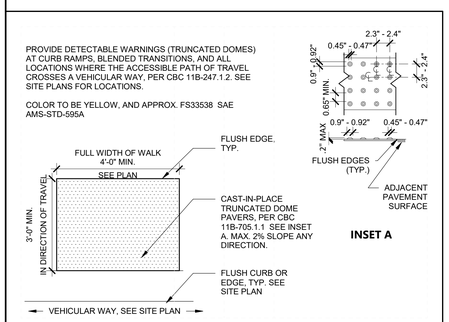

TRUNCATED DOME-DETECT WARNING | NTS | 15

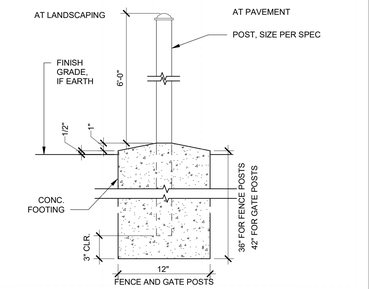

CL FENCE POST FOOTING | N.T.S. | 5

AGENCY APPROVAL DSA# 01-121400

196
911 W HEDDING ST., SUITE 101
SAN JOSE, CA 95126
TEL (408) 715-4470

CONSULTANTS

CIVIL ENGINEER
CARROLL ENGINEERING
1101 South Winchester Blvd., Suite H184
San Jose, CA 95128
TEL (408) 261-9800

STRUCTURAL ENGINEER
BASE Design Inc.
582 Market St. Ste 1402
San Francisco, CA 94104
TEL (415) 466-2997

MECHANICAL ENGINEER
CYPRESS ENGINEERING GROUP
9 Harris Court, Suite A8
Monterey, CA 93940
TEL (831) 218-1802

ELECTRICAL ENGINEER
ATIUM ENGINEERING
3533 York Ln.
San Ramon, CA 94582
TEL (913) 961-1658

TECHNOLOGY ENGINEER
KMM Services Inc.
5433 El Camino Ave. Ste 5
Carmichael, CA 95608
TEL (916) 359-4000

PROFESSIONAL STAMP

LICENSED ARCHITECT
MARIANA ALVAREZ PARGA
C-36107
REN. 01-31-25
STATE OF CALIFORNIA

REVISIONS

NO.	DATE	DESCRIPTION
1	12-19-2023	DSA SUBMITTAL
A	04-16-2024	ADDENDUM

THE ARCHITECT DOES NOT REPRESENT THAT THESE PLANS OR THE SPECIFICATIONS ARE SUITABLE FOR ANY SITE OTHER THAN THE ONE FOR WHICH THEY WERE SPECIFICALLY PREPARED. THE ARCHITECT DISCLAIMS RESPONSIBILITY FOR THESE PLANS AND SPECIFICATIONS IF THEY ARE USED IN WHOLE OR IN PART AT ANY OTHER SITE. WRITTEN DIMENSIONS ON THESE DRAWINGS SHALL HAVE PRECEDENCE OVER SCALED DIMENSIONS.

PROJECT OWNER & TITLE
MOUNT DIABLO UNIFIED SCHOOL DISTRICT
1936 Carlotta Drive
Concord, California 94519

MEADOW HOMES ES MODERNIZATION
1371 Detroit Ave
Concord, CA 94520

SHEET TITLE
SITE DETAILS

INCREMENT: INC.1

DRAWN BY: MP JOB NUMBER: 23119.01

SHEET NO.
1A-111

DATE: MARCH 14, 2024

CONSTRUCTION DOCUMENTS

DATE PLOTTED: 4/16/2024 5:46:50 PM FILE LOCATION: Autodesk Docs://Mt. Diablo USD - Modernization Projects 2023/23119_MTDUSD_MEADOW HOMES ES MOD_INC01_A22.rvt

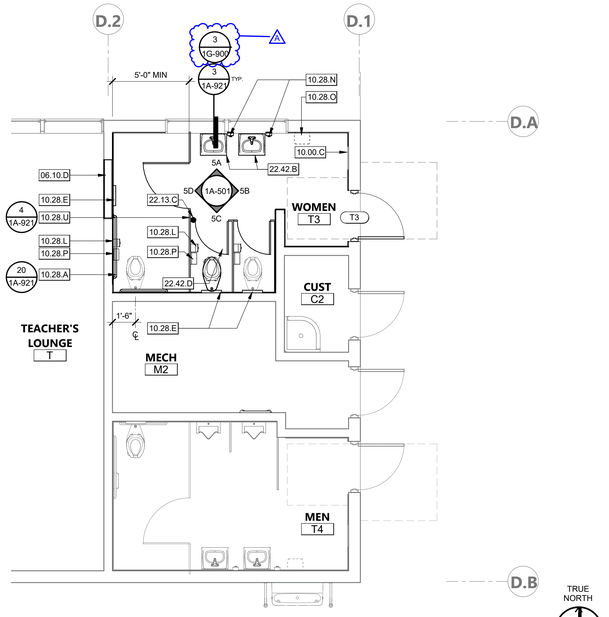

USER GROUP: ADULTS. SEE LEGEND FOR TOILETE FIXTURES HEIGHTS.

ENLARGED PLAN - STAFF RESTROOMS T3 & T4 | 1/4" = 1'-0" | 7

USER GROUP: ADULTS. SEE LEGEND FOR TOILETE FIXTURES HEIGHTS.

ENLARGED CLEARANCE PLAN - STAFF RESTROOMS T3 & T4 | 1/4" = 1'-0" | 9

5A

5B

5C

5D

USER GROUP: ADULTS. SEE LEGEND FOR TOILETE FIXTURES HEIGHTS.

WOMEN - T3 | 1/4" = 1'-0" | 5

KEYNOTES

06.10.D	INFILL WOOD STUD WALL
09.30.A	CERAMIC TILE. REFER TO FINISH SCHEDULE.
09.91.A	PAINT ALL INTERIOR SURFACES. REFER TO FINISH SCHEDULE.
10.00.C	(E) MIRROR TO REMAIN
10.21.A	TOILET COMPARTMENTS
10.28.A	GRAB BAR
10.28.E	(E) TOILET SEAT COVER DISPENSER
10.28.L	SURFACE MOUNT TOILET TISSUE DISPENSER
10.28.N	SURFACE MOUNT SOAP DISPENSER
10.28.O	SURFACE MOUNT PAPER TOWEL DISPENSER
10.28.P	SURFACE MOUNT SANITARY NAPKIN DISPOSAL
10.28.U	TOILET PARTITION
22.13.C	FLOOR DRAIN, SEE PLUMBING DRAWINGS
22.42.B	WALL MOUNT SINK, SEE PLUMBING DRAWINGS FOR MORE INFO.
22.42.D	RELOCATE (E) TOILET

CLEARANCE TO FINISH SURFACE

FIXTURE	ADULT	FOR CHILDREN'S USE AGES 5-8	FOR CHILDREN'S USE AGES 9-12	CBC TABLE 11B-604.9
DISPENSER OR MIRROR HEIGHT	40" MAX.	36" MAX.	36" MAX.	
DRINKING FOUTAIN BUBBLER HEIGHT	36" MAX.	36" MAX.	36" MAX.	
DRINKING FOUTAIN KNEE CLEARANCE	27" MIN.	27" MIN.	27" MIN.	
LAVATORY/SINK KNEE CLEARANCE	27" MIN.	24" MIN.	24" MIN.	
LAVATORY/SINK TOP HEIGHT	34" MAX.	29" MAX.	29" MAX.	
RAMP/STAIR HANDRAIL HEIGHT	34"-38"	34"-38"	34"-38"	
TOILET CENTERLINE FROM WALL	17"-18"	12"-15"	15"-18"	
TOILET PAPER IN FRONT OF TOILET	7"-9"	7"-9"	7"-9"	
TOILET SEAT HEIGHT (AT SEAT LID)	17"-19"	12"-15"	15"-17"	
TOP OF GRAB BAR HEIGHT	33"-36"	20"-25"	25"-27"	
URINAL FLUSH HANDLE HEIGHT	44" MAX.	37" MAX.	37" MAX.	
URINAL LIP HEIGHT	17" MAX.	15" MAX.	15" MAX.	

LEGEND - ACCESSIBLE HEIGHTS

FOR ADDITIONAL ACCESS REQUIREMENTS, SEE 1G-900

CLEARANCES

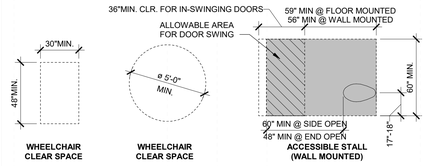

MOUNTING HEIGHTS

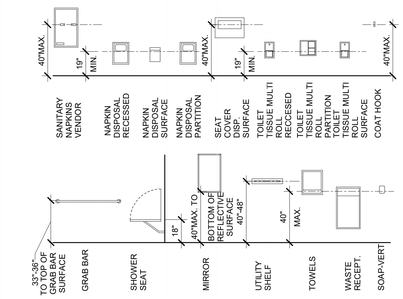

TOILET FIXTURE HEIGHTS - ADULT

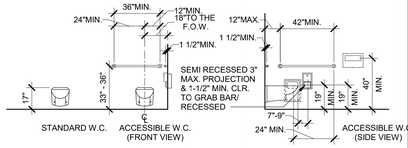

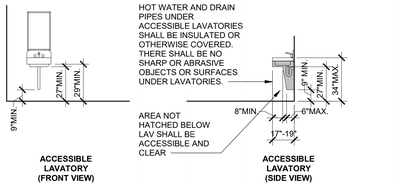

TOILET FIXTURE HEIGHTS - CHILDREN AGES 5-8

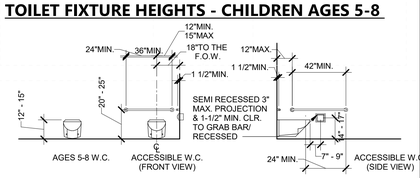

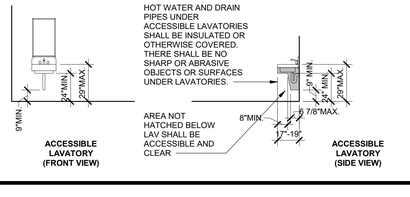

AGENCY APPROVAL DSA# 01-121400

196

911 W HEDDING ST., SUITE 101
SAN JOSE, CA 95126
TEL (408) 715-4470

CONSULTANTS

CIVIL ENGINEER
CARROLL ENGINEERING
1101 South Winchester Blvd., Suite H184
San Jose, CA 95128
TEL (408) 261-9800

STRUCTURAL ENGINEER
BASE Design Inc.
582 Market St. Ste 1402
San Francisco, CA 94104
TEL (415) 466-2997

MECHANICAL ENGINEER
CYPRESS ENGINEERING GROUP
9 Harris Court, Suite A8
Monterey, CA 93940
TEL (831) 218-1802

ELECTRICAL ENGINEER
ATIUM ENGINEERING
3533 York Ln.
San Ramon, CA 94582
TEL (913) 961-1658

TECHNOLOGY ENGINEER
KMM Services Inc.
5433 El Camino Ave. Ste 5
Carmichael, CA 95608
TEL (916) 359-4000

PROFESSIONAL STAMP

LICENSED ARCHITECT
MARIANA ALVAREZ PARGA
C-36107
REN. 01-31-25
STATE OF CALIFORNIA

REVISIONS

NO.	DATE	DESCRIPTION
		FOR PLAN CHECK ONLY, PER DSA IR_A-19
	12-19-2023	DSA SUBMITTAL
A	04-16-2024	ADDENDUM

THE ARCHITECT DOES NOT REPRESENT THAT THESE PLANS OR THE SPECIFICATIONS ARE SUITABLE FOR ANY SITE OTHER THAN THE ONE FOR WHICH THEY WERE SPECIFICALLY PREPARED. THE ARCHITECT DISCLAIMS RESPONSIBILITY FOR THESE PLANS AND SPECIFICATIONS IF THEY ARE USED IN WHOLE OR IN PART AT ANY OTHER SITE. WRITTEN DIMENSIONS ON THESE DRAWINGS SHALL HAVE PRECEDENCE OVER SCALED DIMENSIONS.

PROJECT OWNER & TITLE
MOUNT DIABLO UNIFIED SCHOOL DISTRICT
1936 Carlotta Drive
Concord, California 94519

MEADOW HOMES ES MODERNIZATION

1371 Detroit Ave
Concord, CA 94520

SHEET TITLE
ENLARGED PLANS

INCREMENT: INC.1

DRAWN BY: ZF JOB NUMBER: 23119.01

SHEET NO.
1A-501

DATE: MARCH 14, 2024

CONSTRUCTION DOCUMENTS

DATE PLOTTED: 4/16/2024 5:46:56 PM FILE LOCATION: Autodesk Docs://Mt. Diablo USD - Modernization Projects 2023/23119_MTDUSD_MEADOW HOMES ES MOD_INC01_A22.rvt

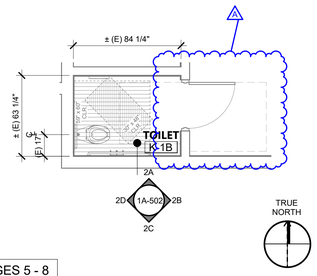

USER AGES 5 - 8

K-1B CLEARANCE FLOOR PLAN | 1/4" = 1'-0" | 1

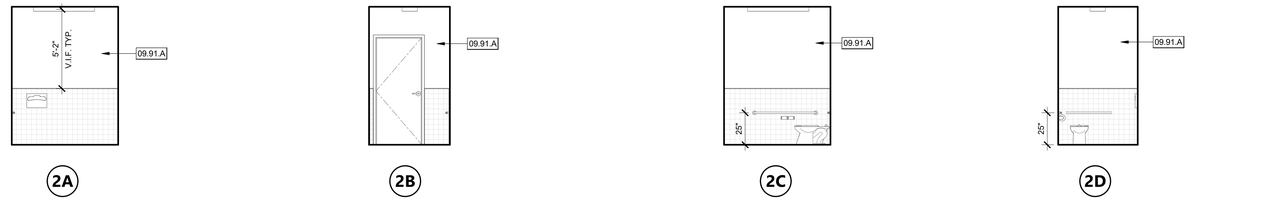

USER AGES 5 - 8. SEE LEGEND FOR TOILETE FIXTURES HEIGHTS.

FOR REFERENCE ONLY, SEE DSA #01-105340

RR ELEVATIONS - K-1B | 1/4" = 1'-0" | 1

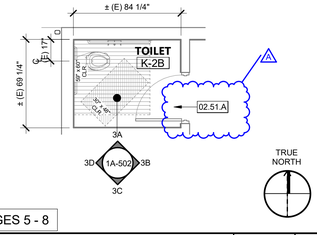

USER AGES 5 - 8

K-2B CLEARANCE FLOOR PLAN | 1/4" = 1'-0" | 2

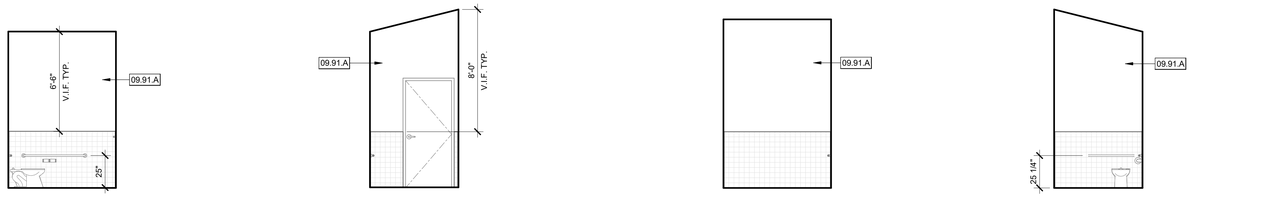

USER AGES 5 - 8. SEE LEGEND FOR TOILETE FIXTURES HEIGHTS.

FOR REFERENCE ONLY, SEE DSA #01-105340

RR ELEVATIONS - K-2B | 1/4" = 1'-0" | 2

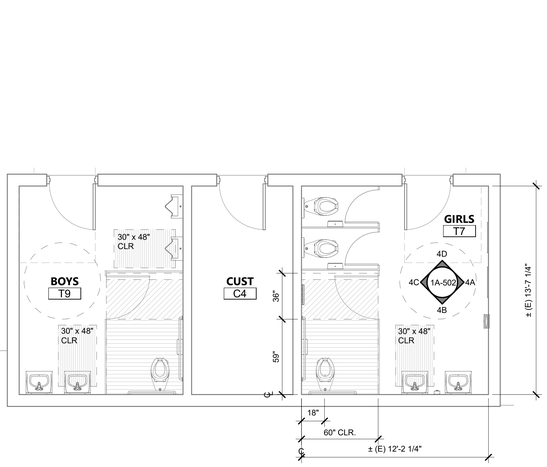

USER AGES 9 – 12.

T7 & T9 CLEARANCE FLOOR PLAN | 1/4" = 1'-0" | 3

USER AGES 9 - 12. SEE LEGEND FOR TOILETE FIXTURES HEIGHTS.

RR ELEVATIONS - T7 & T9 | 1/4" = 1'-0" | 3

KEYNOTES

02.51.A REMOVE (E) ACCESSIBLE SIGNAGE

09.91.A PAINT ALL INTERIOR SURFACES. REFER TO FINISH SCHEDULE.

CLEARANCE TO FINISH SURFACE

FIXTURE	ADULT	FOR CHILDREN'S USE AGES 5-8	FOR CHILDREN'S USE AGES 9-12	CBC TABLE 11B-604.9
DISPENSER OR MIRROR HEIGHT	40" MAX.	36" MAX.	36" MAX.	
DRINKING FOUTAIN BUBBLER HEIGHT	36" MAX.	36" MAX.	36" MAX.	
DRINKING FOUTAIN KNEE CLEARANCE	27" MIN.	27" MIN.	27" MIN.	
LAVATORY/SINK KNEE CLEARANCE	27" MIN.	24" MIN.	24" MIN.	
LAVATORY/SINK TOP HEIGHT	34" MAX.	29" MAX.	29" MAX.	
RAMP/STAIR HANDRAIL HEIGHT	34"-38"	34"-38"	34"-38"	
TOILET CENTERLINE FROM WALL	17"-18"	12"-15"	15"-18"	
TOILET PAPER IN FRONT OF TOILET	7"-9"	7"-9"	7"-9"	
TOILET SEAT HEIGHT (AT SEAT LID)	17"-19"	12"-15"	15"-17"	
TOP OF GRAB BAR HEIGHT	33"-36"	20"-25"	25"-27"	
URINAL FLUSH HANDLE HEIGHT	44" MAX.	37" MAX.	37" MAX.	
URINAL LIP HEIGHT	17" MAX.	15" MAX.	15" MAX.	

LEGEND - ACCESSIBLE HEIGHTS

FOR ADDITIONAL ACCESS REQUIREMENTS, SEE IG-900

CLEARANCES

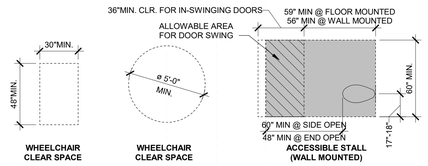

MOUNTING HEIGHTS

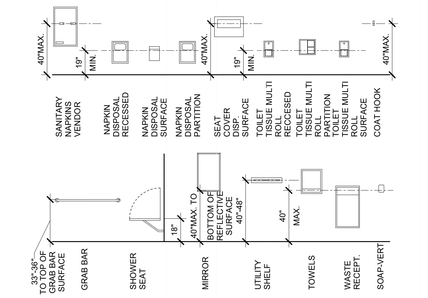

TOILET FIXTURE HEIGHTS - ADULT

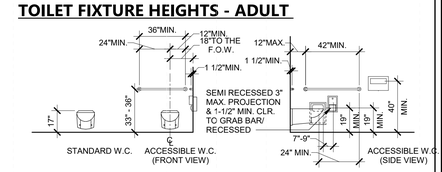

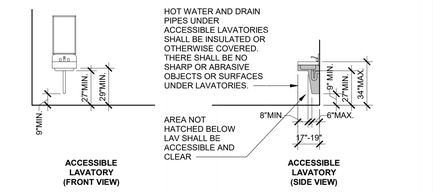

TOILET FIXTURE HEIGHTS - CHILDREN AGES 5-8

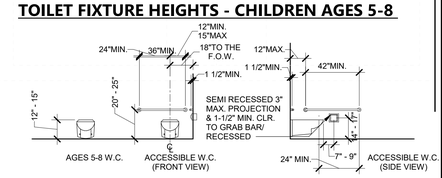

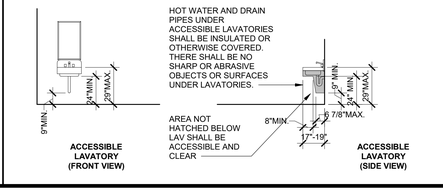

AGENCY APPROVAL DSA# 01-121400

196

911 W HEDDING ST., SUITE 101
SAN JOSE, CA 95126
TEL (408) 715-4470

CONSULTANTS

CIVIL ENGINEER
CARROLL ENGINEERING
1101 South Winchester Blvd., Suite H184
San Jose, CA 95128
TEL (408) 261-9800

STRUCTURAL ENGINEER
BASE Design Inc.
582 Market St. Ste 1402
San Francisco, CA 94104
TEL (415) 466-2997

MECHANICAL ENGINEER
CYPRESS ENGINEERING GROUP
9 Harris Court, Suite A8
Monterey, CA 93940
TEL (831) 218-1802

ELECTRICAL ENGINEER
ATIUM ENGINEERING
3533 York Ln.
San Ramon, CA 94582
TEL (913) 961-1658

TECHNOLOGY ENGINEER
KMM Services Inc.
5433 El Camino Ave. Ste 5
Carmichael, CA 95608
TEL (916) 359-4000

PROFESSIONAL STAMP

LICENSED ARCHITECT MARINA ALVAREZ PARGA C-36107 REN. 01-31-25 STATE OF CALIFORNIA

REVISIONS

NO.	DATE	DESCRIPTION
	12-19-2023	DSA SUBMITTAL
A	04-16-2024	ADDENDUM

THE ARCHITECT DOES NOT REPRESENT THAT THESE PLANS OR THE SPECIFICATIONS ARE SUITABLE FOR ANY SITE OTHER THAN THE ONE FOR WHICH THEY WERE SPECIFICALLY PREPARED. THE ARCHITECT DISCLAIMS RESPONSIBILITY FOR THESE PLANS AND SPECIFICATIONS IF THEY ARE USED IN WHOLE OR IN PART AT ANY OTHER SITE. WRITTEN DIMENSIONS ON THESE DRAWINGS SHALL HAVE PRECEDENCE OVER SCALED DIMENSIONS.

PROJECT OWNER & TITLE

MOUNT DIABLO UNIFIED SCHOOL DISTRICT
1936 Carlotta Drive
Concord, California 94519

MEADOW HOMES ES MODERNIZATION

1371 Detroit Ave
Concord, CA 94520

SHEET TITLE

ENLARGED PLANS

INCREMENT: INC.1

DRAWN BY: ZF JOB NUMBER: 23119.01

SHEET NO.

1A-502

DATE: MARCH 14, 2024

CONSTRUCTION DOCUMENTS

DATE PLOTTED: 4/16/2024 5:46:57 PM FILE LOCATION: Autodesk Docs://Mt. Diablo USD - Modernization Projects 2023/23119_MTDUSD_MEADOW HOMES ES MOD_INC01_A22.rvt

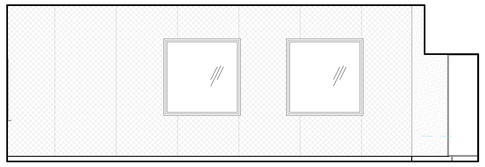

2A

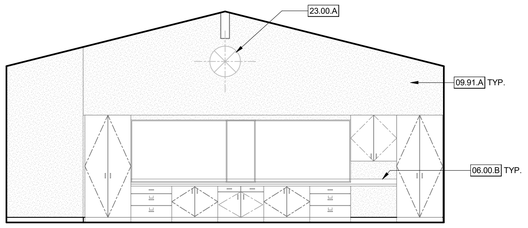

2B

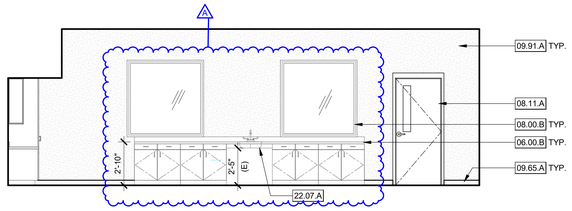

2C

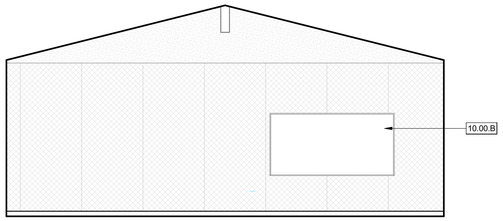

2D

TYPICAL CLASSROOM ELEVATIONS - J.2 | 1/4" = 1'-0" | 1

KEYNOTES

06.00.B	(E) CASEWORK TO REMAIN. PROTECT IN PLACE.
08.00.B	(E) WINDOW TO REMAIN
08.11.A	FRP FLUSH DOOR WITH HALF NARROW LITE. PROTECT (E) WOOD OR HOLLOW METAL FRAME.
09.65.A	RESILIENT WALL BASE. REFER TO FINISH SCHEDULE.
09.91.A	PAINT ALL INTERIOR SURFACES. REFER TO FINISH SCHEDULE.
10.00.B	(E) WHITEBOARDS TO BE REMOVED AND REINSTALLED AT THE SAME LOCATION AFTER INTERIOR PAINTING. STORE AND PROTECT DURING CONSTRUCTION.
22.07.A	PROVIDE INSULATED VINYL COVER TO ALL UNPROTECTED PIPES AT SINKS/LAVATORIES AT CLASSROOMS.
23.00.A	(E) MECHANICAL EQUIPMENT TO REMAIN

LEGEND - INTERIOR ELEVATION GENERAL NOTES

1. ALL STEEL TO BE GALVANIZED AND PAINTED.

(E) GYP. BD. TO BE PAINTED ALL AROUND.

(E) TACKABLE WALL BOARD TO REMAIN. NO WORK.

AGENCY APPROVAL DSA# 01-121400

911 W HEDDING ST., SUITE 101
SAN JOSE, CA 95126
TEL (408) 715-4470

CONSULTANTS

CIVIL ENGINEER
CARROLL ENGINEERING
1101 South Winchester Blvd., Suite H184
San Jose, CA 95128
TEL (408) 261-9800

STRUCTURAL ENGINEER
BASE Design Inc.
582 Market St. Ste 1402
San Francisco, CA 94104
TEL (415) 466-2997

MECHANICAL ENGINEER
CYPRESS ENGINEERING GROUP
9 Harris Court, Suite A8
Monterey, CA 93940
TEL (831) 218-1802

ELECTRICAL ENGINEER
ATIUM ENGINEERING
3533 York Ln.
San Ramon, CA 94582
TEL (913) 961-1658

TECHNOLOGY ENGINEER
KMM Services Inc.
5433 El Camino Ave. Ste 5
Carmichael, CA 95608
TEL (916) 359-4000

PROFESSIONAL STAMP

LICENSED ARCHITECT
MARIANA ALVAREZ PEGA
C-36107
REN. 01-31-25
STATE OF CALIFORNIA

REVISIONS

2 FOR PLAN CHECK ONLY, PER DSA IR_A-19

NO.	DATE	DESCRIPTION
	12-19-2023	DSA SUBMITTAL
A	04-16-2024	ADDENDUM

THE ARCHITECT DOES NOT REPRESENT THAT THESE PLANS OR THE SPECIFICATIONS ARE SUITABLE FOR ANY SITE OTHER THAN THE ONE FOR WHICH THEY WERE SPECIFICALLY PREPARED. THE ARCHITECT DISCLAIMS RESPONSIBILITY FOR THESE PLANS AND SPECIFICATIONS IF THEY ARE USED IN WHOLE OR IN PART AT ANY OTHER SITE. WRITTEN DIMENSIONS ON THESE DRAWINGS SHALL HAVE PRECEDENCE OVER SCALED DIMENSIONS.

PROJECT OWNER & TITLE

MOUNT DIABLO UNIFIED SCHOOL DISTRICT
1936 Carlotta Drive
Concord, California 94519

MEADOW HOMES ES MODERNIZATION

1371 Detroit Ave
Concord, CA 94520

SHEET TITLE

INTERIOR ELEVATIONS

INCREMENT: INC.1

DRAWN BY: ZF JOB NUMBER: 23119.01

SHEET NO.

1A-601

DATE: MARCH 14, 2024

CONSTRUCTION DOCUMENTS

DATE PLOTTED: 4/16/2024 5:47:00 PM FILE LOCATION: Autodesk Docs://Mt. Diablo USD - Modernization Projects 2023/23119_MTDUSD_MEADOW HOMES ES MOD_INC01_A22.rvt

DOOR SCHEDULE - INC 1

MARK	FIRE RATING	SIZE			DOOR			FRAME			DETAILS			PANIC HARDWARE	HARDWARE GROUP	NOTES
		WIDTH	HEIGHT	THICKNESS	TYPE	MATERIAL	FINISH	TYPE	MATERIAL	FINISH	HEAD	JAMB	SILL			
BUILDING D.1																
T3	NR	3'-0"	7'-0"	1 3/4"	A	FRP	FF	A (E)	HM (E)	P	6/1A-901	8/1A-901	9/1A-901	-	02	
BUILDING F																
33	NR	3'-0"	7'-0"	1 3/4"	B	FRP	FF	B (E)	HM (E)	P	6/1A-901	8/1A-901	9/1A-901	-	02	
34	NR	3'-0"	7'-0"	1 3/4"	B	FRP	FF	B (E)	HM (E)	P	6/1A-901	8/1A-901	9/1A-901	P.H.	01	
35	NR	3'-0"	7'-0"	1 3/4"	B	FRP	FF	B (E)	HM (E)	P	6/1A-901	8/1A-901	9/1A-901	P.H.	01	
BUILDING G.3																
37	NR	3'-0"	7'-0"	1 3/4"	B	FRP	FF	A (E)	HM (E)	P	6/1A-901	8/1A-901	9/1A-901	-	02	
38	NR	3'-0"	7'-0"	1 3/4"	B	FRP	FF	A (E)	HM (E)	P	6/1A-901	8/1A-901	9/1A-901	-	02	
BUILDING G.4																
40	NR	3'-0"	7'-0"	1 3/4"	B	FRP	FF	B (E)	HM (E)	P	6/1A-901	8/1A-901	9/1A-901	-	02	
41	NR	3'-0"	7'-0"	1 3/4"	B	FRP	FF	B (E)	HM (E)	P	6/1A-901	8/1A-901	9/1A-901	-	02	
BUILDING H.1																
29	NR	3'-0"	7'-0"	1 3/4"	B	FRP	FF	A (E)	HM (E)	P	6/1A-901	8/1A-901	9/1A-901	-	02	
BUILDING H.2																
30	NR	3'-0"	7'-0"	1 3/4"	B	FRP	FF	B (E)	HM (E)	P	6/1A-901	8/1A-901	9/1A-901	P.H.	01	
31	NR	3'-0"	7'-0"	1 3/4"	B	FRP	FF	B (E)	HM (E)	P	6/1A-901	8/1A-901	9/1A-901	P.H.	01	
32	NR	3'-0"	7'-0"	1 3/4"	B	FRP	FF	B (E)	HM (E)	P	6/1A-901	8/1A-901	9/1A-901	-	02	
BUILDING H.4																
36	NR	3'-0"	7'-0"	1 3/4"	B	FRP	FF	A (E)	HM (E)	P	6/1A-901	8/1A-901	9/1A-901	-	02	
BUILDING I.2																
K-2.E	NR	3'-0"	7'-0"	1 3/4"	B	FRP	FF	B (E)	HM (E)	P	6/1A-901	8/1A-901	9/1A-901	P.H.	01	
K-2.F	NR	3'-0"	7'-0"	1 3/4"	B	FRP	FF	B (E)	HM (E)	P	6/1A-901	8/1A-901	9/1A-901	P.H.	01	
BUILDING I.3																
24	NR	3'-0"	7'-0"	1 3/4"	B	FRP	FF	B (E)	HM (E)	P	6/1A-901	8/1A-901	9/1A-901	-	02	
25	NR	3'-0"	7'-0"	1 3/4"	B	FRP	FF	B (E)	HM (E)	P	6/1A-901	8/1A-901	9/1A-901	-	02	
26	NR	3'-0"	7'-0"	1 3/4"	B	FRP	FF	B (E)	HM (E)	P	6/1A-901	8/1A-901	9/1A-901	-	02	
27	NR	3'-0"	7'-0"	1 3/4"	B	FRP	FF	B (E)	HM (E)	P	6/1A-901	8/1A-901	9/1A-901	-	02	
28	NR	3'-0"	7'-0"	1 3/4"	B	FRP	FF	B (E)	HM (E)	P	6/1A-901	8/1A-901	9/1A-901	-	02	
BUILDING J.1																
K-1.E	NR	3'-0"	7'-0"	1 3/4"	B	FRP	FF	B (E)	HM (E)	P	6/1A-901	8/1A-901	9/1A-901	P.H.	01	
K-1.F	NR	3'-0"	7'-0"	1 3/4"	B	FRP	FF	B (E)	HM (E)	P	6/1A-901	8/1A-901	9/1A-901	P.H.	01	
BUILDING J.2																
20	NR	3'-0"	7'-0"	1 3/4"	B	FRP	FF	B (E)	HM (E)	P	6/1A-901	8/1A-901	9/1A-901	-	02	
21	NR	3'-0"	7'-0"	1 3/4"	B	FRP	FF	B (E)	HM (E)	P	6/1A-901	8/1A-901	9/1A-901	-	02	
22	NR	3'-0"	7'-0"	1 3/4"	B	FRP	FF	B (E)	HM (E)	P	6/1A-901	8/1A-901	9/1A-901	-	02	
23A	NR	3'-0"	7'-0"	1 3/4"	B	FRP	FF	B (E)	HM (E)	P	6/1A-901	8/1A-901	9/1A-901	-	02	
23B	NR	3'-0"	7'-0"	1 3/4"	B	FRP	FF	B (E)	HM (E)	P	6/1A-901	8/1A-901	9/1A-901	-	02	

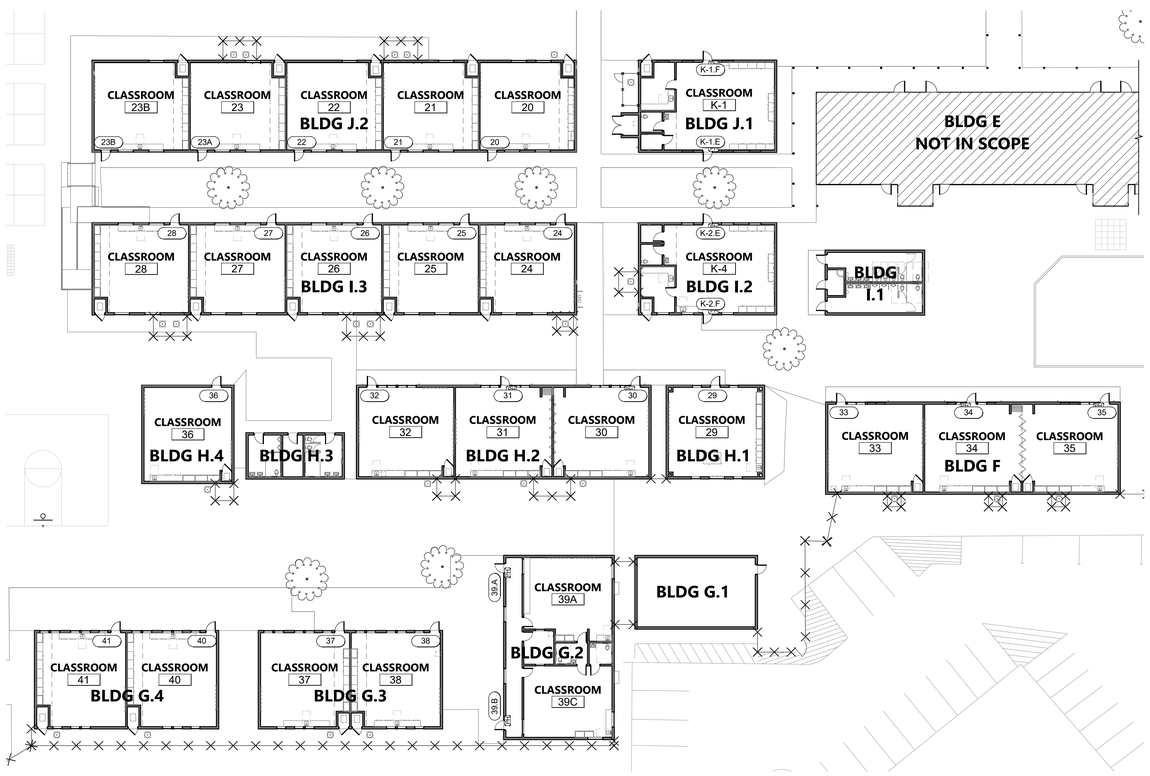

NOTE: ONLY NEW OR MODIFIED DOORS HAVE BEEN NOTED ON THIS PLAN

FLOOR PLAN - DOOR SCHEDULE | 1" = 20'-0" | 1

LEGEND - DOOR GLAZING NOTES

1. ALL GLAZING SHALL BE TEMPERED 1/4" CLEAR GLASS UNLESS DOOR IS FIRE-RATED. THEN SAFETY GLAZING SHALL MEET CURRENT FEDERAL STANDARDS WHERE GLAZING OCCURS IN RATED DOOR ASSEMBLY. (WIRE GLASS IS NOT ACCEPTABLE)

LEGEND - DOOR MATERIALS

DOOR CONSTRUCTION AND MATERIAL:
HM - HOLLOW METAL
AL - ALUMINUM
WD - WOOD
FRP - FIBER REINFORCED PANEL

DOOR FACING AND FINISH:
P - PAINTED
WS - WOOD VENEER, STAINED
FF - FACTORY FINISH

FRAME MATERIAL:
HM - HOLLOW METAL, PAINTED
WD - WOOD, PAINTED
AL - ALUMINUM

FRAME FINISH:
P - PAINT
K - KYNAR FINISH ON ALUMINUM

FRAME TYPES:
A, B, ETC.

GLASS:
ALL GLASS IS TEMPERED (SG - SAFETY GLAZING)

HARDWARE:
P.H. - PANIC HARDWARE

LEGEND - DOOR NOTES

1. DOORS SHALL BE 1-3/4" THICK UNLESS NOTED OTHERWISE.
2. THE SYMBOL (P) FOLLOWING THE 'DOOR TYPE' DESIGNATION IN THE DOOR SCHEDULE INDICATES PAIR OF DOORS. BOTH LEAVES ARE THE SAME SIZE, UNLESS NOTED OTHERWISE.
3. SEE REMARKS SECTION OF DOOR SCHEDULE FOR GLASS TYPES.
4. ALL EXTERIOR DOORS IN BUILDINGS, INCLUDING, BUT NOT LIMITED TO DOORS OF TOILETS AND STORAGE ROOMS, SHALL CONFORM WITH THE REQUIREMENTS OF THE LATEST EDITION OF THE CALIFORNIA BUILDING CODE
   a. EXIT DOOR SHALL BE OPERABLE FROM THE INSIDE WITHOUT THE USE OF A KEY OR ANY SPECIAL KNOWLEDGE OR EFFORT.
   b. HAND ACTIVATED DOOR OPENING HARDWARE SHALL BE CENTERED BETWEEN 30" AND 44" ABOVE FINISH FLOOR.
   c. DEAD BOLTS ARE NOT PERMITTED UNLESS OPERABLE WITH A SINGLE EFFORT LEVER TYPE HARDWARE.
   d. ALL ROOMS SERVING AN OCCUPANCY LOAD OF 50 OR GREATER AND DOORS LOCATED ON THE DISCHARGE OF EXIT CORRIDORS ARE REQUIRED TO BE PROVIDED WITH PANIC HARDWARE (CBC 1008.1.10).
5. SEE SPECIFICATION SECTION 08 71 00 FOR DOOR HARDWARE INDEX AND DOOR HARDWARE SETS.
6. EXTERIOR: BASIS OF DESIGN - SPECIAL LITE SL-20
7. INTERIOR DOORS: BASIS OF DESIGN - SPECIAL LITE SL-20
8. ALL INTERIOR DOOR AND FRAMES TO HAVE JAMB AND HEAD GASKETING, SEE SPECIFICATION 08 71 00.
9. SEE SHEETS 1A-251, 1A-252, 1A-253 FOR SIGNAGE PLAN.

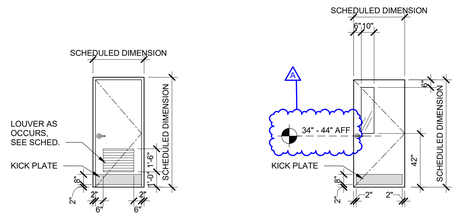

DOOR TYPE 'A' **DOOR TYPE 'B'**

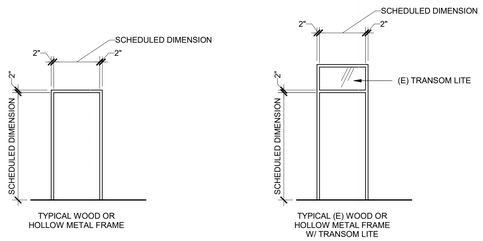

DOOR FRAME 'A' **DOOR FRAME 'B'**

AGENCY APPROVAL DSA# 01-121400

196
911 W HEDDING ST., SUITE 101
SAN JOSE, CA 95126
TEL (408) 715-4470

CONSULTANTS

CIVIL ENGINEER
CARROLL ENGINEERING
1101 South Winchester Blvd., Suite H184
San Jose, CA 95128
TEL (408) 261-9800

STRUCTURAL ENGINEER
BASE Design Inc.
582 Market St. Ste 1402
San Francisco, CA 94104
TEL (415) 466-2997

MECHANICAL ENGINEER
CYPRESS ENGINEERING GROUP
9 Harris Court, Suite A8
Monterey, CA 93940
TEL (831) 218-1802

ELECTRICAL ENGINEER
ATIUM ENGINEERING
3533 York Ln.
San Ramon, CA 94582
TEL (913) 961-1658

TECHNOLOGY ENGINEER
KMM Services Inc.
5433 El Camino Ave. Ste 5
Carmichael, CA 95608
TEL (916) 359-4000

PROFESSIONAL STAMP

LICENSED ARCHITECT
MARIANA ALVAREZ PARGA
C-36107
REN. 01-31-25
STATE OF CALIFORNIA

REVISIONS
FOR PLAN CHECK ONLY, PER DSA IR_A-19

NO.	DATE	DESCRIPTION
	12-19-2023	DSA SUBMITTAL
A	04-16-2024	ADDENDUM

THE ARCHITECT DOES NOT REPRESENT THAT THESE PLANS OR THE SPECIFICATIONS ARE SUITABLE FOR ANY SITE OTHER THAN THE ONE FOR WHICH THEY WERE SPECIFICALLY PREPARED. THE ARCHITECT DISCLAIMS RESPONSIBILITY FOR THESE PLANS AND SPECIFICATIONS IF THEY ARE USED IN WHOLE OR IN PART AT ANY OTHER SITE. WRITTEN DIMENSIONS ON THESE DRAWINGS SHALL HAVE PRECEDENCE OVER SCALED DIMENSIONS.

PROJECT OWNER & TITLE
MOUNT DIABLO UNIFIED SCHOOL DISTRICT
1936 Carlotta Drive
Concord, California 94519

MEADOW HOMES ES MODERNIZATION
1371 Detroit Ave
Concord, CA 94520

SHEET TITLE
DOOR SCHEDULE

INCREMENT: INC.1

DRAWN BY: ZF JOB NUMBER: 23119.01

SHEET NO.
1A-801

DATE: MARCH 14, 2024

CONSTRUCTION DOCUMENTS

DATE PLOTTED: 4/16/2024 5:47:10 PM FILE LOCATION: Autodesk Docs://Mt. Diablo USD - Modernization Projects 2023/23119_MTDUSD_MEADOW HOMES ES MOD_INC01_A22.rvt

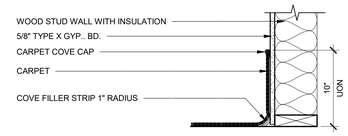

CARPET BASE — A

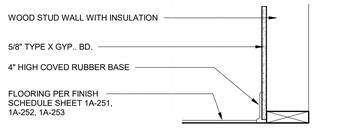

RUBBER BASE — B

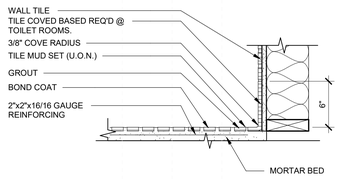

COVED TILE BASE @ TOILET ROOMS — C

21.12.14 - 00000

FLOOR BASE | 1 1/2" = 1'-0" | **12**

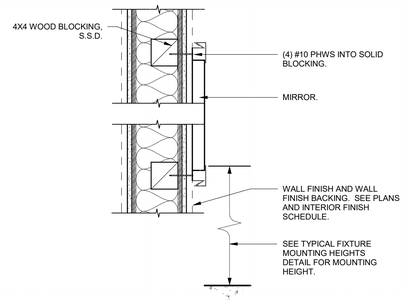

MIRROR MOUNTING | 1 1/2" = 1'-0" | **8**

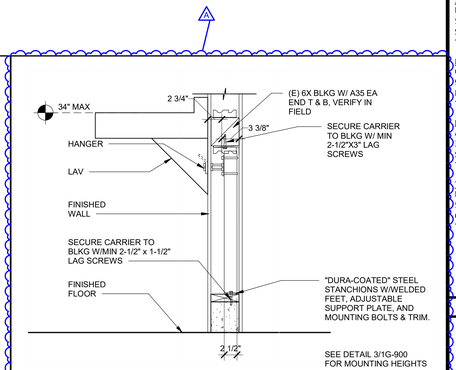

LAVATORY MOUNTING | 1" = 1'-0" | **3**

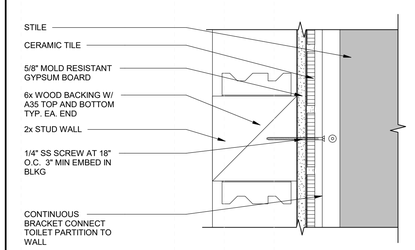

21.12.14 - 00000

TOILET PARTITION BRACKET | 3" = 1'-0" | **4**

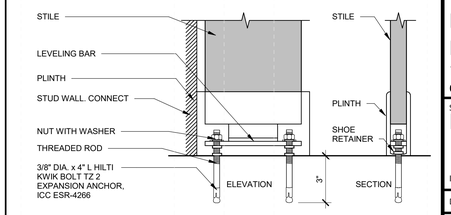

21.12.14 - 00000

TOILET PARTITION SHOE | 3" = 1'-0" | **5**

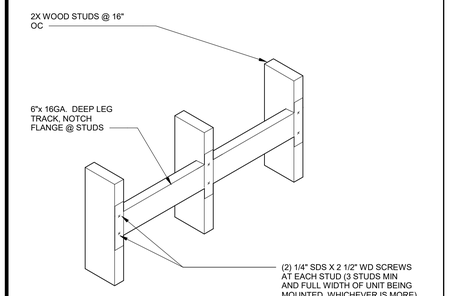

21.12.14 - 00000

WD STUD - MTL BACKING | N.T.S. | **25**

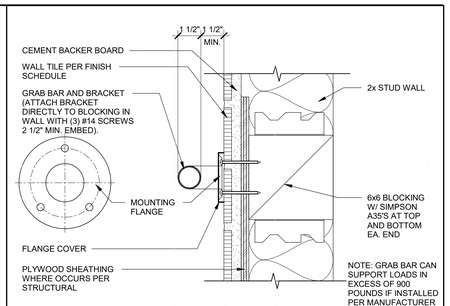

21.12.14 - 00000

GRAB BAR BLOCKING | 3" = 1'-0" | **20**

AGENCY APPROVAL DSA# 01-121400

196

911 W HEDDING ST., SUITE 101
SAN JOSE, CA 95126
TEL (408) 715-4470

CONSULTANTS

CIVIL ENGINEER
CARROLL ENGINEERING
1101 South Winchester Blvd., Suite H184
San Jose, CA 95128
TEL (408) 261-9800

STRUCTURAL ENGINEER
BASE Design Inc.
582 Market St. Ste 1402
San Francisco, CA 94104
TEL (415) 466-2997

MECHANICAL ENGINEER
CYPRESS ENGINEERING GROUP
9 Harris Court, Suite A8
Monterey, CA 93940
TEL (831) 218-1802

ELECTRICAL ENGINEER
ATIUM ENGINEERING
3533 York Ln.
San Ramon, CA 94582
TEL (913) 961-1658

TECHNOLOGY ENGINEER
KMM Services Inc.
5433 El Camino Ave. Ste 5
Carmichael, CA 95608
TEL (916) 359-4000

PROFESSIONAL STAMP

LICENSED ARCHITECT
MARJAN ALVAREZ FARGA
C-36107
REN. 01-31-25
STATE OF CALIFORNIA

REVISIONS

NO.	DATE	DESCRIPTION
B		FOR PLAN CHECK ONLY, PER DSA IR_A-19
	12-19-2023	DSA SUBMITTAL
A	04-16-2024	ADDENDUM

THE ARCHITECT DOES NOT REPRESENT THAT THESE PLANS OR THE SPECIFICATIONS ARE SUITABLE FOR ANY SITE OTHER THAN THE ONE FOR WHICH THEY WERE SPECIFICALLY PREPARED. THE ARCHITECT DISCLAIMS RESPONSIBILITY FOR THESE PLANS AND SPECIFICATIONS IF THEY ARE USED IN WHOLE OR IN PART AT ANY OTHER SITE. WRITTEN DIMENSIONS ON THESE DRAWINGS SHALL HAVE PRECEDENCE OVER SCALED DIMENSIONS.

PROJECT OWNER & TITLE
MOUNT DIABLO UNIFIED SCHOOL DISTRICT
1936 Carlotta Drive
Concord, California 94519

MEADOW HOMES ES MODERNIZATION
1371 Detroit Ave
Concord, CA 94520

SHEET TITLE
INTERIOR DETAILS

INCREMENT: INC.1

DRAWN BY: MP JOB NUMBER: 23119.01

SHEET NO.
1A-921

DATE: MARCH 14, 2024

CONSTRUCTION DOCUMENTS

DATE PLOTTED: 4/16/2024 5:47:11 PM FILE LOCATION: Autodesk Docs://Mt. Diablo USD - Modernization Projects 2023/23119_MTDUSD_MEADOW HOMES ES MOD_INC01_A22.rvt