



# Healthcare Leadership Council Educational Model Update for Students, Parents and Staff

February 4, 2021



# Key Points

- Iterative Process Reflects Evolving Guidance
- Current Education Model (Hybrid)
- Conditions and Cases (County and Townships/District)
- CDC-Based Holistic Dashboard (Core and Secondary Indicators)
- PRSD Next Steps



# Educational Model Continuum\*

## “Old Days”



Schools operate as they did on and before March 13, 2020.

## Traditional with Significant Restrictions

Restrictions could include limiting the number of students in a class; alternative transportation options; staggered schedules, etc.

## 100% Virtual All

All students are learning remotely from home.



## Traditional with Some Restrictions

Restrictions could include spacing of desks in classrooms; direction signs in hallways; table and seating spacing in cafeterias; etc.

## Dynamic Hybrid Between Traditional and Virtual

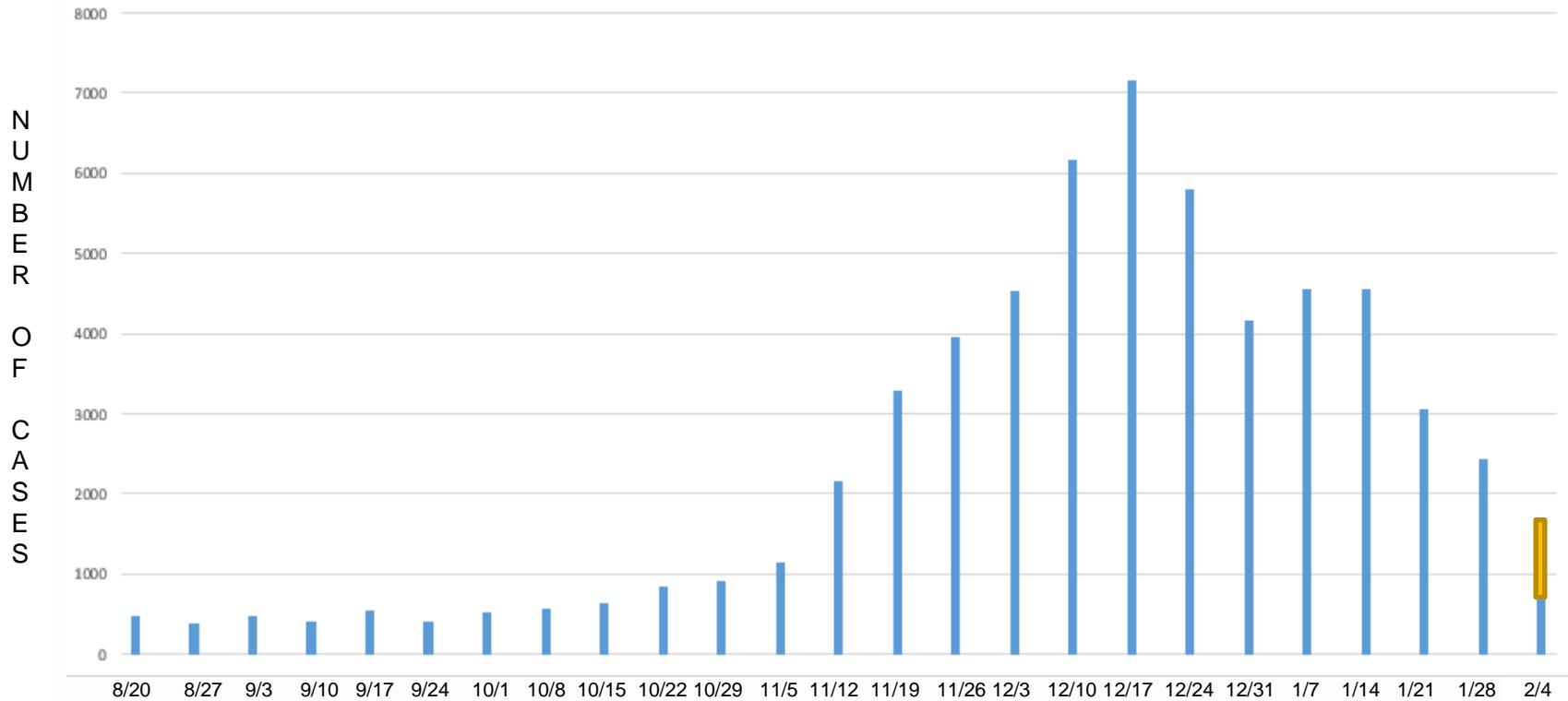
A combination of traditional with significant restrictions and virtual instruction for some.

\*For several weeks, conditions and cases have been improving. We have shifted back to the dynamic hybrid from full virtual. We will discuss conditions that support a further shift to the left.



PINE-RICHLAND SCHOOL DISTRICT

# Allegheny County Weekly Case Metrics





# PRSD Holistic Dashboard - CDC Indicators

## PRSD Dashboard (Revised 2.4.21): [CDC INDICATORS FOR DYNAMIC SCHOOL DECISION-MAKING](#)

INDICATORS	12/25	1/1	1/8	1/15	1/22	1/29	2/5	2/12
<b>CORE:</b> Cases per 100,000 persons in the last 14 days*	327.1	231.9	267.6	249.3	166.0	138.5		
<b>CORE:</b> Percentage of PCR positivity in the last 14 days**	12.4%	11.2%	11.5%	10.1%	7.8%	6.8%		
<b>CORE:</b> School ability with five key mitigation strategies:								
Consistent and correct use of masks								
Social distancing to the largest extent possible (6')								
Hand hygiene and respiratory etiquette								
Cleaning and disinfection								
Contact tracing in collaboration with ACHD								

Guidelines Not Magic Numbers



# PRSD Holistic Dashboard - CDC Indicators

<b>CORE:</b> Other mitigation to the extent possible.	12/25	1/1	1/8	1/15	1/22	1/29	2/5	2/12
Cohorting K-6	Green	Green	Green	Green	Green	Green	Green	White
Cohorting 7-12	Yellow	Yellow	Yellow	Yellow	Yellow	Yellow	Yellow	White
Staying home when appropriate Students	Green	Green	Green	Green	Green	Green	Green	White
Staying home when appropriate Staff	Green	Green	Green	Green	Green	Green	Green	White
Adequate supplies	Green	Green	Green	Green	Green	Green	Green	White
Staggered scheduling	Green	Green	Green	Green	Green	Green	Green	White
Alternating schedules w/fixed cohorts	Green	Green	Green	Green	Green	Green	Green	White
Shared objects	Green	Green	Green	Green	Green	Green	Green	White
Visitors	Green	Green	Green	Green	Green	Green	Green	White
Ventilation	Light Green	Light Green	Light Green	Light Green	Light Green	Light Green	Light Green	White
Water systems	Green	Green	Green	Green	Green	Green	Green	White
Physical barriers and guides	Green	Green	Green	Green	Green	Green	Green	White
Communal spaces K - 6	Green	Green	Green	Green	Green	Green	Green	White
Communal spaces 7-12	Green	Green	Green	Green	Green	Green	Green	White
Food service	Green	Green	Green	Green	Green	Green	Green	White



# PRSD Holistic Dashboard - CDC Indicators

SECONDARY	12/25	1/1	1/8	1/15	1/22	1/29	2/5	2/12
<b>SECONDARY:</b> Percent change new cases per 100,000 population last 7 days compared with previous 7 days	Green	Green	Orange	Yellow	Green	Green	Green	White
<b>SECONDARY:</b> Percentage of hospital inpatient beds in the community that are occupied***	Green	Yellow	Yellow	Yellow	Yellow	Yellow	Yellow	White
<b>SECONDARY:</b> Percentage of intensive care unit beds in the community that are occupied***	Yellow	Yellow	Orange	Yellow	Yellow	Yellow	Yellow	White
<b>SECONDARY:</b> Percentage of hospital inpatient beds in the community occupied by patients with COVID-19***	Red	Red	Yellow	Yellow	Green	Green	Green	White
<b>SECONDARY:</b> Existence of localized community/public setting COVID-19 outbreak****	Green	Green	Green	Green	Green	Green	Green	White

Guidelines Not Magic Numbers



# Pine-Richland Case Metrics\*

	September	October	November	December	January-to-Date	Total
<b>Cases</b>	2	5	42	69	39	157
Students	1	5	34	50	29	119
Staff	1	0	8	19	10	38

PRHS	PRMS	EHUE	HES	RES	WES	OTHER
52	29	30	15	14	11	6



# PDE/PADOH: 14-Day Case Count Tracker\*

## PRSD Eligible Case Count Per 14-Day Rolling Window (Revised 2.4.21)

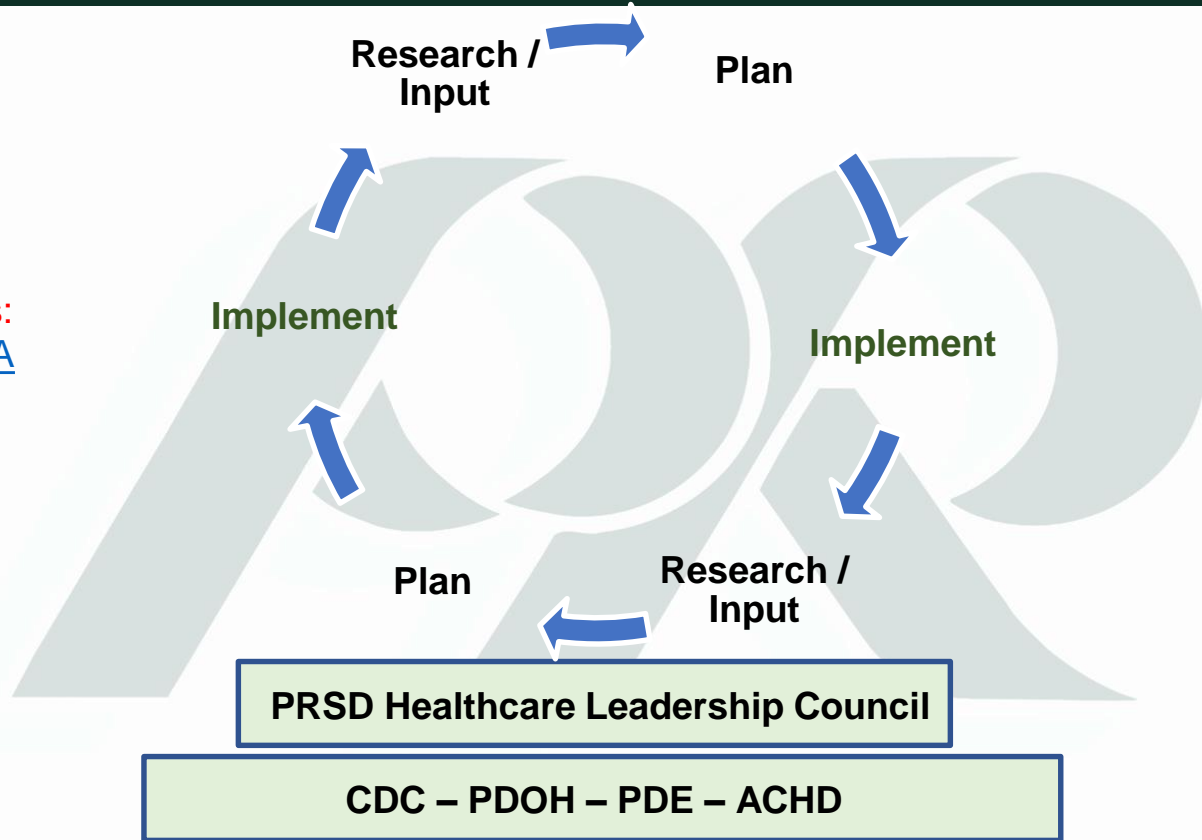
School	Rolling 14 Window Starts with 1st Case Symptom Onset	Rolling 14 End Identified After 1st Case	Cases in Window (Total Number Within Date Range)	Potential Action Threshold*
PRHS	1/22/21	2/8/21	4	10
PRMS	1/27/21	2/9/21	1	6
EHUE	1/27/21	2/9/21	2	10
HES	N/A	N/A	0	4
RES	N/A	N/A	0	4
WES	N/A	N/A	0	6

\*Given PRSD protocols and efficiency working with ACHD, no period of closure or a shorter period(s) of closure is possible (e.g., 1 – 2 days). Cases must meet eligibility criteria to count in the window.



# Iterative Process

Recent Articles:  
[CDC](#) and [JAMA](#)





# Learning Effectiveness

- We continue to consider **all dimensions of learning** (i.e., academic, social, emotional and physical).
- Student and staff **mental health** is a critical area of focus. Results from student and parent surveys were used to drive focus on student-to-student and student-to-staff relationships with best practices shared in the recent in-service program.
- Resiliency (protective factors), Risk Factors and Warning Signs are important parts of our approach. If a student or parents is concerned for self or others, please report to a trusted adult.
- Health and wellness are support by exercise, sleep, nutrition and relationships. The district is focused in these areas. Extra- and co-curricular activities are supported where possible (in-person and virtual).



# Next Steps

- In conjunction with the PRSD Healthcare Leadership Council subject matter experts, we continue to **monitor the improving conditions to evaluate opportunities to shift further left on the continuum.**
- **Our current model reduces the risk of large quarantine numbers and the risk of closure. The critical question is when can we reduce the distance between students from 6' to 3' – while continuing all other mitigation strategies – in the classrooms. The teacher zone can be maintained.**
- We are focused on staffing through multiple approaches to expand the pool of Kelly Services substitutes and the development of a volunteer workforce of independent volunteers.
- Prepare for potential staff vaccination program for those that plan to receive the vaccine. This planning will be led by ACHD.



# Healthcare Leadership Council Membership

**Senior Leadership Team:** Dr. Miller (Superintendent); Dr. Pasquinelli (Asst. Superintendent); Dr. Justus (Asst. Superintendent); Mr. Noel Hustwit (Director of Student Services & Special Education); Ms. Hathhorn (Director of Communication); Mr. Brian Glickman (Director of Human Resources); Mrs. Kirk (Director of Financial & Operational Services); Mr. Shawn Stuebener (Director of Technology)

**Administrators:** Mrs. Nancy Bowman (PRHS); Dr. Dave Kristofic (PRMS); Mrs. Paula Giran (EHUE); Mrs. Greta Kuzilla (HES/RES/WES); Dr. Maura Paczan (Lead Psychologist); Mr. Jeff Zimmerman (Director of Facilities); Mr. Clayton Gruber (Custodial Supervisor); Mr. Sean Simmons (Director of Athletics)

**Staff:** Mr. Chris Vins (PREA President); Mr. Brian DeVinney (PREA Secondary Vice-President); Mrs. Danielle Kcehowski (PREA Elementary Vice-President); Mrs. Patti Noble (ESPA President); Mrs. Michelle Schonbachler (School Nurse Department Chair); Mrs. Kim Charney (Transportation & Facility Use Coordinator); Mrs. Barbara Williams (Administrative Support); Ms. Margo Kohler and Mr. Jim Bichler (Building Level Technology Coaches)

**Governance:** Mrs. Christine Misback (PRSD School Board)

**Students:** Executive Board Pres: Zeyad Amr; Class of 2021 President: Gaby Stone.

**Key Partners:** Mrs. Colleen McAndrew (STA Manager); Mr. Andy Hartman (STA Assistant Manager); Mrs. Diane Bucknum (SODEXO Manager)

**Medical and Public Health Experts:** Dr. Domenic Mantella (PRSD School Physician); Dr. Amy Cashdollar, Chief Operating Officer (AHN); Erin Colvin, CRNP (CHP); Dr. Vaughn Cooper, Professor of Microbiology Molecular Genetics (Pitt) Co-Founder of Microbial Genome Sequencing Center; Renee Dixon, RN (UPMC); Dr. Tony Farah, Executive Vice President, Chief Medical/Clinical Transformation Officer (HH); Dr. Catherine Hrach, Emergency Physician (BHS); Dr. Jenene Hunkele, Sr. Medical Science Liaison (Alexion); Dr. Allan Klapper, CEO (AHN); Dr. Brook McHugh, Pediatrician (AHN); Dr. Tyler Quinn, Research Physiologist (NIOSH); Dr. Ryan Shields, Infectious Diseases Pharmacist/Assoc. Professor of Medicine (Pitt; UPMC)