



The Tusker Tribune

114



SOMERS MIDDLE SCHOOL NEWSPAPER

Issue Number 12

<https://www.somersschools.org/Page/11489>

Fall 2023

Draw Me In!



**By Sienna Ferretti
Tusker Tribune Staff**

With **Inclusive School Week** just passing, and days dedicated to inclusivity in our school, what do students at SMS think of the past week? I was interested in knowing whether students at SMS think Inclusive Schools Week impacted our school's inclusivity? Here are some students' opinions on the past Inclusive Schools Week.

My Base Question: Give me your honest opinion about inclusive school week.

I first choose to interview Allison Posadas. She responds to my base

question with a thoughtful answer of, "Inclusive school week was a fun experience because we got to do the mural. It was fun seeing other people's patterns and creativity, I feel like this is something other schools don't do that often and I think that is SMS being a unique school". I personally think that Allison's response shows that Inclusive Schools Week is a great idea and really helped students have more of a creative mindset.



The next person I decided to interview was a 6th grade girl named Reagan Dooley. Her response was, "It was well run and taught other people about inclusion." Even though her response was shorter than Allison's, it gave some feedback saying that she thought it was nicely run.

Continued on Page 6

Fun Facts About Christmas



**By Jacob DiPasquale
Tusker Tribune Staff**

Here are some of the coolest facts about Christmas.

Did you know 3 billion Christmas cards are sent in the U.S. each year?

Christmas trees have been sold in the U.S. since 1850. It takes about 15 years to grow the average Christmas tree. Approximately 35 million living Christmas trees are sold each year in the U.S.; more than 45 million are planted.



Alabama was the first state to officially recognize Christmas in 1836.

President Teddy Roosevelt, an environmentalist, banned Christmas trees from the White House in 1901. That's crazy!

How about in Japan, on Christmas day, people eat KFC for dinner! I did not know that.

Did you know that Coca Cola helped invent the image of Santa Claus?

The most popular activity at Christmas time is to hang up ornaments.

Do you know why Christmas colors are red? Red represents the blood of Jesus.

Did you learn anything new about Christmas? I sure did!

A Christmas Controversy



**By Logan Ticker
Tusker Tribune Staff**

There is an ongoing debate that has been going on for years. The argument is between having a real tree and fake tree for Christmas.



Both trees have their pros and cons. Starting off with a real tree, some pros are picking out the Christmas tree at an orchard with family. Next, the smell. People love the fresh aroma of pine filling their house with the holiday spirit. Now for the cons: Some examples

could be the needles that fall out of the tree. Also, it could be a burden to bring the tree into the home.

Artificial trees have advantages and disadvantages too. A pro could be saving money. On average, a fake tree lasts about 7-9 years. Another advantage is that an artificial tree does not need water.

Some cons could be that 85% of fake trees are made in China and when transported overseas, that consumes oil and lets out carbon emissions. Which trees do you like better?



The Tusker Tribune

SOMERS MIDDLE SCHOOL NEWSPAPER



Lockdown Activated During Arrival

Editor's Note: A False Lockdown Alarm was triggered Thursday morning, December 14, during arrival time at Somers Middle School. Although the lockdown alarm was indeed accidental, students and faculty followed sheltering protocol and awaited release by law enforcement. Several students wrote about the experience in today's Tusker Tribune.

False Alarm: My Point Of View



**By Julianna Ferretti
Tusker Tribune Staff**

On Thursday 12/14, we had a false lockdown drill. Here it is from the point of view of an eighth grade student who was in the main office at the time it occurred.

Earlier today, I was about to make announcements to the school about after school clubs, etc. And suddenly, the lock down alarm went off.

Confusion is seen on the face of everyone, students and teachers in the main office. "Go go go.... get into my office" Mrs. Mangone shouts as she goes to sweep the halls. I go to the hallway frantically and so do all the other students and teachers I was with. Students start pouring into Mrs. Mangone's office as the alarm continues to go off.

I'm sitting in the corner of Mrs. Mangone's office as I see more and more students getting into the office. Ten minutes go by, 20 minutes go by, 30 minutes go by, Course one passes and boredom fills the air with a mix of confusion.

I hear teachers walking in the hallways and suddenly, there is a knock at the door but it does not open. Twenty minutes later, we got the all clear. It is over and it was a mistake.

This was the longest and only unplanned lockdown ever. And on top of this the internet was down throughout all of this. What a crazy long day and a crazy long hour that ended up being a false alarm.

False alarm



**By Olivia Ernst
and Maisie Pelhank
Tusker Tribune Staff**

There was a false alarm at Somers Middle School. As soon as students got ready to go to their first class, the alarm went off.

Most students were in the hallway at the time of the lockdown. At first people in the building did not know what was going on. After a few seconds, everyone started running to the nearest classroom.

At first, the kids were laughing. Those laughs soon turned into tears. Then laughs again. We all waited quietly for at least 30 minutes.

After the building was in lockdown for at least that amount of time, we all started to wonder if this was real or not. Then we realized what was going on. There was a student who spilled water in the hallway and one of the teachers decided to call the office to get it cleaned up. The teacher accidentally dialed the wrong number. The number that the teacher had dialed started the lockdown.

Students waited in classrooms for a while not knowing this was a drill. We all laughed it off in the end, but it was scary for many people. The reason we all stayed in classrooms waiting for a while was because the police department wanted to check the whole school just in case. They did an amazing job. When they were done, everything went back to normal. Although everyone missed their first class and half of their second class. In the end we stayed in lockdown for 1 hour and 30 minutes.

Lockdown at SMS



**By Xavi Dosil
Tusker Tribune Staff**

Chaos ensued in SMS Thursday as students were panicking after a teacher put in the 4-digit lockdown code.

According to reports, the teacher intended to dial the main office code after a student spilled water. In turn, the lockdown code was accidentally punched, causing a massive rush to the classrooms for all students.

I was waiting in the vestibule with my mom for Mr. Fleck to come. I saw fellow student Vincent O'Dwyer walking into the main office to say the pledge as he normally does. I then heard a voice coming from the speaker outside, I thought it was



Vincent going on the speaker early. But then I heard the alarm sound.

I grabbed my mom's arm, and we sprinted to the car due to me thinking the school was in danger. We went to the shopping district as we waited out the drill. When we drove away, we saw Mr. Brenneman getting the kids into the building.

Soon after, the Somers, state and county police were on site, unlocking the rooms as over 100 kids

were in the main office, including people who were making announcements. In a memo sent to parents, it said that students and staff followed procedures perfectly and everyone tried to do their best.

Continued on Page 3

Get Ready for WINTER SPIRIT WEEK!



**By Julianna Ferretti
Tusker Tribune Staff**

The week of 12/17 is Somers Middle Schools Winter Spirit Week! And I am proud to say that I have helped come up with the following days as student council treasurer:

Day 1 Monday: Blanket and PJ Day. On Monday, make sure to bring your favorite blanket and wear your favorite pair of pajamas!

Day 2 Tuesday: festive character and hat day. On this day, make sure to dress up as your favorite holi-

Winter Spirit Week

Monday 12/18: PJ & Blanket Day
Wear your favorite PJ's and bring your favorite blanket to school!

Tuesday 12/19: Festive Character/Hat Day
Dress up as your favorite holiday character or wear a festive hat!

Wednesday 12/20: Snowman Day
Bring on the snow and dress up like a snowman!

Thursday 12/21: Color Wars
6th Grade-Gray/White
7th Grade-Red
8th Grade-Black

Friday 12/22: Unique Sweater Day
It's the last day before Winter Break! Celebrate by wearing your favorite unique holiday sweater to school!

day character or wear your favorite festive hat.

Day 3 Wednesday: Bring on the snow—snowman day! On this day, dress up as a snow man to show winter spirit.

Day 4 Thursday: Colors Wars! 8th grade (**black**), 7th grade (**red**), and 6th grade (**gray/white**). Make sure to wear your grade's color to show school spirit.

Day 5 Friday: finally, on the last day of school before break, we will end it off by doing unique sweater day. Make sure you wear a sweater that shows off your holiday spirit before we transition into winter break.

Lockdown at SMS From Page 2

The event lasted one hour, which was the longest lockdown initiated in SMS history. I acted with concern with dragging my mom out of the school, taking precautions and not being near the school.

When I was told I could go in, I watched as Mrs. Mangone delivered the announcement lifting kids from lockdown after one hour and three minutes. Mrs. Pepe was doing a Q&A with the students, and she was telling the kids that if the alarm goes off, they should not open the door for anyone after it goes off. Also, the internet went off for most of the districts that use the Lower Hudson Regional Information Center (LHRIC) maybe due to the lockdown. No one knows why.

This same incident happened two weeks after the high school had an accidental lockdown alarm malfunction and now it happened here. That needs to spark questions in people's minds—with all these drills going on, are kids getting used to these accidents? This is a major issue since at any point a threat can bypass the security measures and if that does happen, will kids think it will be another accident?

Thursday's lockdown accident proved that everyone should be prepared for anything to occur at any moment.

My NaNoWriMo Excerpt 'The Missing Piece'



**By Alexa Ernst
Tusker Tribune Staff**

"No, it has to be me...I'm sorry. go or I'll make you..." I whispered.

They took off and I held my double knives up. "So who wants a piece of me?" I teased.

They laughed as Henry stepped forward. "I'll take her, you guys. Go after Kofi and Dean."


I swung at him, and Julie came forward. "I'll help you."

I kept swinging in hopes of hitting them, but instead got hit in the chest by Julie's arrow. I felt myself bleeding a lot. It pierced through my heart. "I'm...sorry." I could feel myself fading. Then I knew I was dying, so this is what it feels like?

I could feel Kofi's arm around me as I passed him my necklace—the necklace my grandmother gave me. "We started here together and now we are leaving the same way. The funny thing is you never appreciate what you had yesterday until it is gone today."

Kofi choked over his words. "That was an Unknown quote..."

I faded into the light, and I saw her...my grandmother... "Abuela?" I whispered. "Hola Mi-ja..." she smiled her smile like the sun, and I knew I was reunited with her...



A Commentary on Inclusive Schools Week



**By Logan Ticker
Tusker Tribune Staff**

As many of you know, this past week was Inclusive Schools Week.

During the week we had Advisory periods for the first 20 minutes of Monday, Tuesday, Wednesday and Friday,

Our school has based these advisories around being inclusive. Being inclusive to people can be hard sometimes, whether it is inviting somebody to play with you and your friends or if some-



one is sitting alone during lunch and you ask them if they want to join you.

No matter what it is, including people is a big part of life. It would feel good to have yourself invited to do something with somebody, right? So, you should do the same. There should be no divisions in SMS and do not be afraid to ask to join a group.

What was your favorite part of Inclusive Schools' Week?



Somers Word Search



**By Sienna Ferretti
Tusker Tribune Staff**

f g h d r h v s e k b x a w t u s k e r s f l s m l p w j a y g d L
l o t a s o l w q v m n j z s o d e r t h r k q d k l o a b y u a l
n y o o w q t e a y a s m n w q a l r s d f y a z x d h l u p t v
c t a t l u m r l q u e m a e l e p h a n t t y u l a L o p a v b o
l b r u b l t q s f g v h k L d m a z e l h a w j k d c x n m b g t
u r a t y a s h s j u t u s w a s o y d s r s r s r s d f s x f e w e
s z x c s x z l l a s r b l a c k k l w s v s e r a s c x d t y o u s m
i x x x w e w l g a s o s o s s o p p g r a y u s d p j u t r o j k s
v a d v c d e y d s e w a f b t e o f o m v s p o r t s n a l t l l t
e c s s s r r e t l o y p a q j g k d s v e y o c s h c d s o m e r s

Word box:

Red	Black	Gray
Sports	Football	SMS
Elephant	Somers	Inclusive

The Rise of Sports Cards



**By Logan Ticker
Tusker Tribune Staff**

Sports cards first came out in the mid 1800s. A sporting company printed a couple of variables and handed them out to fans and teams.

Sports cards come in all diverse kinds. For example, there are people who collect football cards or others who could be interested in baseball cards. Cards can range in price from \$1 to \$12 million. You heard me right—\$12



million dollars! A Mickey Mantle 1952 Topps card was sold on August 28th, 2022, for \$12.6 million.

Sports cards can also be an investment. How, you might be asking? People who are familiar with sports cards might buy a card if they think it has potential, then sell it when the player is doing good and make a profit. Do you think that a piece of cardboard with a picture on it could be worth 12 million dollars? Do you like to collect sports cards?

WHAT TO BAKE OVER THE WINTER BREAK



By Dayanna Diaz
Tusker Tribune Staff

WHIPPED HOT COCOA

TIME: 5 mins

>>>>>

INGREDIENTS:

- 2 TBSP Powdered Hot Chocolate Mix
- 5 TBSP Heavy Whipping Cream
- ¾ cup Chocolate Milk
- Optional: Marshmallows and/or Shaved Chocolate for Garnish

INSTRUCTIONS:

- In a small mixing bowl, combine the heavy whipping cream and hot chocolate mix.
- Whisk or beat with a mixer until the consistency is fluffy.
- Heat chocolate milk in the microwave for 1-2 minutes depending on your microwave wattage and how hot you prefer your beverage. For younger children, you might want to make warm chocolate instead of hot chocolate!
- *spoon the whipped chocolate on top of the chocolate milk.

GRINCH BROWNIES

TIME: 2hrs

>>>>>

INGREDIENTS:

1. 19 x13 box of brownie mix
2. 26 Mint Oreo cookies
3. chopped
4. 2 C white chocolate chips
5. 1/2 C heavy cream
6. 1/4 teaspoon peppermint extract
7. 4 drops of leaf green food coloring
8. Red hot candy
9. OVEN: 350°

INSTRUCTIONS:

- Preheat oven to 350 degrees.
- 1. Line a 9x13 baking dish with parchment paper. Set it aside.
- 2. Prepare the brownie mix according to the directions on the package.
- 3. Chop 16 Oreo cookies into quarters and mix
- 4. Chop the remaining Oreo cookies into quarters, putting them into another bowl. Set aside.
- 5. Spread the batter evenly in



- the pan.
6. Bake at 350 degrees for
7. 30-35 minutes.
8. Check the brownies to see if they are completely cooked.
9. Once baked, put the baking pan on a wire rack allowing the brownies to cool.
10. Bring a saucepan filled with water to a simmer. Put a heat-safe bowl on top of the pot of simmering water.

HOT COCOA COOKIES

TIME: 45 mins

>>>>>

SERVING'S: 4

>>>>>

OVEN: 325

>>>>>

FOR THE COOKIES

1. 1/2 cup unsalted butter 1 stick
2. 12 oz (about 354.88 ml) semi-sweet chocolate
3. 1 1/2 cups flour
4. 1/4 cup unsweetened cocoa powder
5. 1 1/2 teaspoons baking powder
6. 1/4 teaspoon salt
7. 1 1/4 cups brown sugar
8. 3 eggs
9. 1 1/2 teaspoons vanilla extract
10. 25 large marshmallows approximately

FOR THE ICING

1. 2 cups powdered sugar
2. 4 tablespoons unsalted butter 1/2 stick, melted
3. 1/4 cup unsweetened cocoa powder
4. 1/4 cup hot water
5. 1/2 teaspoon vanilla extract
6. assorted sprinkles

INSTRUCTIONS:

1. In a medium saucepan melt the butter and chocolate, stirring frequently. Once melted, set aside to cool slightly.

2. In a medium bowl, whisk together the flour, cocoa powder, baking powder and salt.
3. In the bowl of an electric mixer, beat the sugar, eggs, and vanilla on low speed until well combined.
4. Add the cooled chocolate mixture and blend until just combined
5. While mixing, add the flour mixture slowly and blend until just combined.
6. Prepare cookie icing by combining all ingredients in a medium bowl and mixing together with a whisk. Place wire cooling rack (with cookies on it) over a baking sheet (to catch any excess icing). Spoon a small amount of icing onto the top of each marshmallow and use the back of the spoon to spread it a bit. After icing just, a couple cookies, top with sprinkles before the icing dries.
7. Allow icing to set up about 30 minutes before serving.
8. Scrape down the sides of the bowl, then cover the dough and refrigerate for at least 1 hour. The dough should be firm. If making the dough a day ahead, let sit at room temperature for 30 minutes before shaping.
9. Preheat oven to 325°F, and line 2 baking sheets with parchment paper. Use a tablespoon (or a tablespoon sized cookie scoop) to scoop the dough, then roll the dough in your hands to create balls.
10. Arrange the balls about 2 inches apart on your baking sheets, then flatten slightly.
11. Bake cookies for about 12 minutes.
12. While the cookies bake, cut the large marshmallows in half.
13. When the cookies have baked, remove from oven, and press one marshmallow half into the center of each cookie. Return the cookies to the oven and bake another 2-3 minutes. Allow the pan of cookies to cool for a few minutes, then transfer the cookies to cooling rack.

Homemade Gifts for This Holiday season.



**By Julianna Ferretti
Tusker Tribune Staff**

Are you stuck on what to get your friends for the holiday season? Well, I'm going to tell you top affordable gifts that will be sure to make them know you care.

The first thing that I would like to suggest is homemade cookies or sweets. I personally think that homemade items are a great way to show you are for someone. This is a great way to practice the skill of baking that can also be used later in life. I think that receiving homemade cookies or just sweets in general is a



great low budget way to show that you put time into planning out a gift that you know they will enjoy.

Another thing that can be made or bought to be given as a gift is sugar scrub. I personally think that this is very easy and budget friendly. To make sugar scrub, you need sugar, honey, and coconut oil. All these ingredients are very accessible and easy to get. Sugar scrub is a very easy last minute gift option.



I personally think that the two gift ideas I just spoke about are the perfect affordable gifts that anyone will love.

How to Get a Fresh Start in the New Trimester.



**By Julianna Ferretti
Tusker Tribune Staff**

With the new trimester beginning this week, and report cards coming out last Friday, I am sure that some students might want to do better in some of their classes when it comes to grades. I would like to give suggestions on things that can be done to help improve learning so you can better understand topics that might just be a little tricky for you.

The first tip I have is a technique that can be used where you light small candle that is almost empty. Let the candle burn until it stops. From the time started until it stops is your time to study. This technique works for me because it helps me prioritize studying over other things. If you do not have a candle, do not worry because you can always use a clock and study for a certain amount of

Study Skills

THE FOUNDATION FOR LIFELONG LEARNING

time. One tip when using these methods is to not be near any electronics that can distract you. When doing this, try to think of the benefits for studying hard.

The next tip I have is asking questions. Although this sounds easy and something that should just be a no

brainer, when you don't know what to do, I find that most students don't ask questions because they are afraid of them being silly questions that everyone should already know. But you know what the stupid question is—it's the one you do not ask. So, next time you are in trouble and need help, ask for help.

These are two tips that I use daily that don't take up too much time that helped me become a better balanced student and just a better student in general.

Top 3 Most Eaten Holiday Foods



**By Julianna Ferretti
Tusker Tribune Staff**

Have you ever thought about what holiday dishes are the most popular for the holiday season? Although some of your top answers might be different, these are the top three most made/ loved holiday dishes in the U.S that might just be gracing your family's table this holiday season.

3) Roasted goose. This dish has been a favorite since the Victorian era as a Christmas food. And has also been served as a food during Hanukah. This dish is seen as a seasonal dish because geese are migratory animals. This means they migrate between seasons.

So, this was commonly eaten during the holiday season as a celebrational food because all the



Matzah is also commonly known as "poor man's bread".

1) Turkey. Although it might be a surprising dish to see on this list as number one as holiday favorite, this Thanksgiving Day classic dish is also not only served on Thanksgiving, but also served on Christmas in the U.S in some

geese have migrated. **2) Matzah.** This traditional food is usually served around Hanukah. A Matzah is a cracker-like piece of unleavened bread (it doesn't have yeast in it) that is normally consumed during Passover and Hanukah.



The Origan of Candy Canes



By Logan Ticker
Tusker Tribune Staff

It's the world-renowned candy that people love. Some people eat them, some people put them on Christmas trees. Now the big question, how did cany canes originate?

In Indiana, a candy maker decided that he wanted to make a candy that could be a reminder of Christ, so he settled on the Christmas candy cane.



He began with a stick of pure white hard candy. The white color symbolized the sinless nature of Jesus, and the hard candy represented the solid rock that was the founda-

tion of the church and the firmness of God.

The candy maker made the candy in the shape of a "J" to recognize the name of Jesus. The idea of red in the original candy cane comes from the shedding of blood for the world's sins. Candy canes are now a common, popular candy that people use in all different and unique ways. Do you like candy canes?

Holiday Break is Coming Up! Looking for Stuff to Do?



By Logan Ticker
Tusker Tribune Staff

Are you tired of having to take so much time to think of what to do around the holidays? Here are some ideas.

When it's wet, chilly, and cold outside during the winter, especially during holiday break, do you get bored? Because I am curious. If you do not have any ideas of fun ways



and activities to do with family and friends, you have come to the right place.

Reading a book is always a wonderful way to

relax and just hang out.

You could always pull out an apron and bake. Cookies are a fantastic way to connect with family and have fun at the same time, and best of all, you get to eat them in the end.

Some more ideas are playing board games, watching movies and so much more.

Hopefully, I helped you find ways to enjoy winter indoors with family, friends and so many others.

Top 5 Christmas Movies



By Jaxon Ticker
Tusker Tribune Staff

Here are the top five Christmas movies of all time.

1) Home Alone. This comedy follows the misadventures of Kevin McCallister, who is left home alone at Christmas and must defend his home from burglars during Christmas vacation.



2) Elf starring Will Ferrell. This heartwarming comedy tells the story of Buddy, a human raised as an elf, as he spreads holiday cheer and searches for his true identity.

3) Polar Express. This is based on a young boy who takes a train ride to the North Pole as he embarks on a journey of self-discovery that shows him that the



North Pole is a real place.



4) A Christmas Carol. This timeless tale, adapted in various forms, follows the transformation of Ebenezer Scrooge as he learns the true meaning of Christmas.

5) Love Actually. This romantic comedy intertwines with the lives of various characters during the holiday season, showcasing themes of love, friendship, and family.



Draw Me In!

From Page 1

The last student I interviewed was an eighth grader whose name is Julianna Ferretti. Although she is my sister, she still had good and helpful feedback. She said the following: "I think it was a fun way to learn more about inclusivity and it was meaningful to a lot of students. But I do think we needed more time to do this. But overall, it was a fun experience, and it was helpful to learn how to be more inclusive."

I think Juliannas response was thoughtful and honest, and I do think there should be more time dedicated to learning more about inclusivity.

Unity Day is More than Just One Day Out of the Year



**By Gianna Peanamanda and Daniella Spano
Tusker Tribune Staff**

When we wore orange on Unity Day here at SMS back in October, we wore orange to show that we are against bullying.



Daniella and I, plus a few other people, went around looking for people in orange. Of course, it wasn't that hard to find people because here at SMS, we all support Unity Day and no bullying.


As we took pictures of people wearing orange, it really made us and them happy to see that they got a chance to show people outside of school that they support



non-bullying. Lots of people wore lots of fun things like a wig, tutu, and so much more!



It was so much fun taking photos! As a result, we were very very happy to see many people wearing orange for support. We can officially say that our school is a non-bullying school!



Here we have a bunch of fun photos of people wearing orange, including teachers and students. Enjoy the photos!

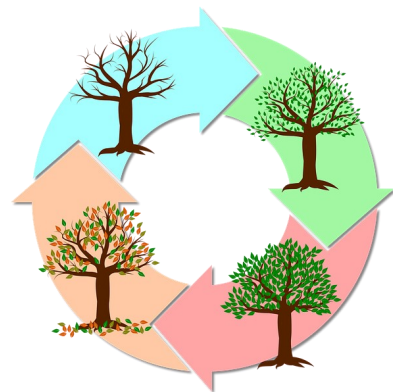
Battle of the Seasons



**By Logan Ticker
Tusker Tribune Staff**

There are four seasons: summer, fall, winter, and spring. The main seasons, however, are summer and winter.

Some people prefer summer over winter and others choose winter over summer. The debate between summer and winter has been a trending topic for years now and will continue to thrive as an argument for years to come.



There are many pros and cons of both seasons. As for summer, one advantage is the nice weather. Another good trait for summer

is the ability to be able to go outside and go to the beach. The disadvantages of summer could be that it can be very rainy at any point or the tropical storms that come along with summer.

A couple of examples of the pros of winter are that there are a lot of fun holidays and there are also snowball fights. With that though comes snow blizzards. People sometimes get stuck at home for up to a week.

The Evolution of Pizza



**By Logan Ticker
Tusker Tribune Staff**

Pizza was first invented in Naples, Italy as a fast, affordable, tasty meal for working-class Neapolitans on the go.

While pizza is a worldwide food now and is vastly growing by the day, pizza did not gain mass popularity until the early 1940s, when immigrating Italians brought their classic slices to the United States. As the years went on, pizza began to grow drastically in popularity and became a common grab and go food for Americans.

When people started to open stores selling this delicious food, there were two main types of slices—plain slice, and a Sicilian slice. During the 1960s, the average slice cost up to 15 cents. Now the average slice in New York costs around \$3.26.

What is your favorite kind of pizza? Some different varieties among the many kinds of pizza include pepperoni pizza, a chicken parm slice, white slice and so many others.



Reporters/Contributors

Dayanna Diaz
Jacob DiPasquale
Xavi Dosil
Alexa Ernst
Olivia Ernst
Maisie Pelhank
Julianna Ferretti
Sienna Ferretti
Gianna Peanamanda
Daniella Spano
Jaxon Ticker

The Big Trade—Yankees Acquire Juan Soto



**By Logan Ticker
Tusker Tribune Staff**

I like the Yankees like many others across the United States and even the world. You could be a fan for all I know.

If you are not familiar with the Yankees, they are a well-established professional baseball team in the MLB based out of New York City.

The Yankees have tons of stars and talented players. There is



Aaron Judge, a very skilled outfielder who has made a name for himself over the years. Next there is Giancarlo Stanton, another great outfielder who has immense power in his swing. These are just some of the fabulous players the Yankees have to offer.

Speaking of skillful players, 24-year-old Juan Soto has already made a name for himself as a valuable player. And recently, the Yankees acquired the former Pirate as a hope for him to bring their team to the next level within the next couple of years.

Rise of a Basketball Legend



**By Jaxon Ticker
Tusker Tribune Staff**

Steph Curry, the renowned basketball player, has captivated audiences worldwide with his extraordinary skills and impressive achievements. Born On March 14th, 1998, in Akron, Ohio, Curry grew up in a basketball family. His father, Dell Curry, played in the NBA, which undoubtedly played a role in shaping Steph's passion and talent for the sport.

During his high school years, Curry attended Charlotte Christian



School in North Carolina. Despite his exceptional abilities, he faced challenges due to his small size and lack of height.

In his senior year of high school, Steph Curry showcased his talent and potential. He led his team to three conference titles, and he was named the state's player of the year. Despite his success, people doubted his ability to compete at college level.

Nevertheless, Curry's skills caught the attention of a division one school, but Steph Curry never gave up and he followed in his dad's footsteps and made it to the NBA to be one of the best point guards in the league.

The Play That Changed it All for the Jets



**By Logan Ticker
Tusker Tribune Staff**

Aaron Rodgers, a veteran of the NFL, has had a remarkably successful career as a well-respected quarterback spending most of his time as a professional football player with the Green Bay Packers.

In the late stages of his career, he was traded to the New York jets. During the offseason when training, everything was laying out perfectly for the Jjets.

Overall, they looked in decent shape. Their offense was coming together with the young wide receiver Garret Wilson looking in top form, with his athleticism at its best. The Jets also got Allen Lazard, a former Packer playing with Rodgers. Until everything flipped upside down.



The Jets went into their first game feeling better than ever. Then Rodgers went down. Everyone held their breath hoping he would stand up.

Next thing we know, he is being carted off the field. We didn't know what to do. People were waiting to hear anything on his status. And then they found out that four plays into his Jets debut, Rodgers was out for the season with a torn Achilles tendon.

The Tusker Tribune is the online Somers Middle School Student Newspaper. It is published weekly (except during school vacations) on the Somers Middle School Website. It is entirely student-written by 6th, 7th and 8th grade students from:

**Somers Middle School
250 Route 202
Somers, NY, USA.**

Any SMS student is eligible to write stories. If interested, please e-mail Advisor Dean Pappas at:

DPappas@somersschools.org.

Tusker Tribune Website:

<https://www.somersschools.org/Page/11489>