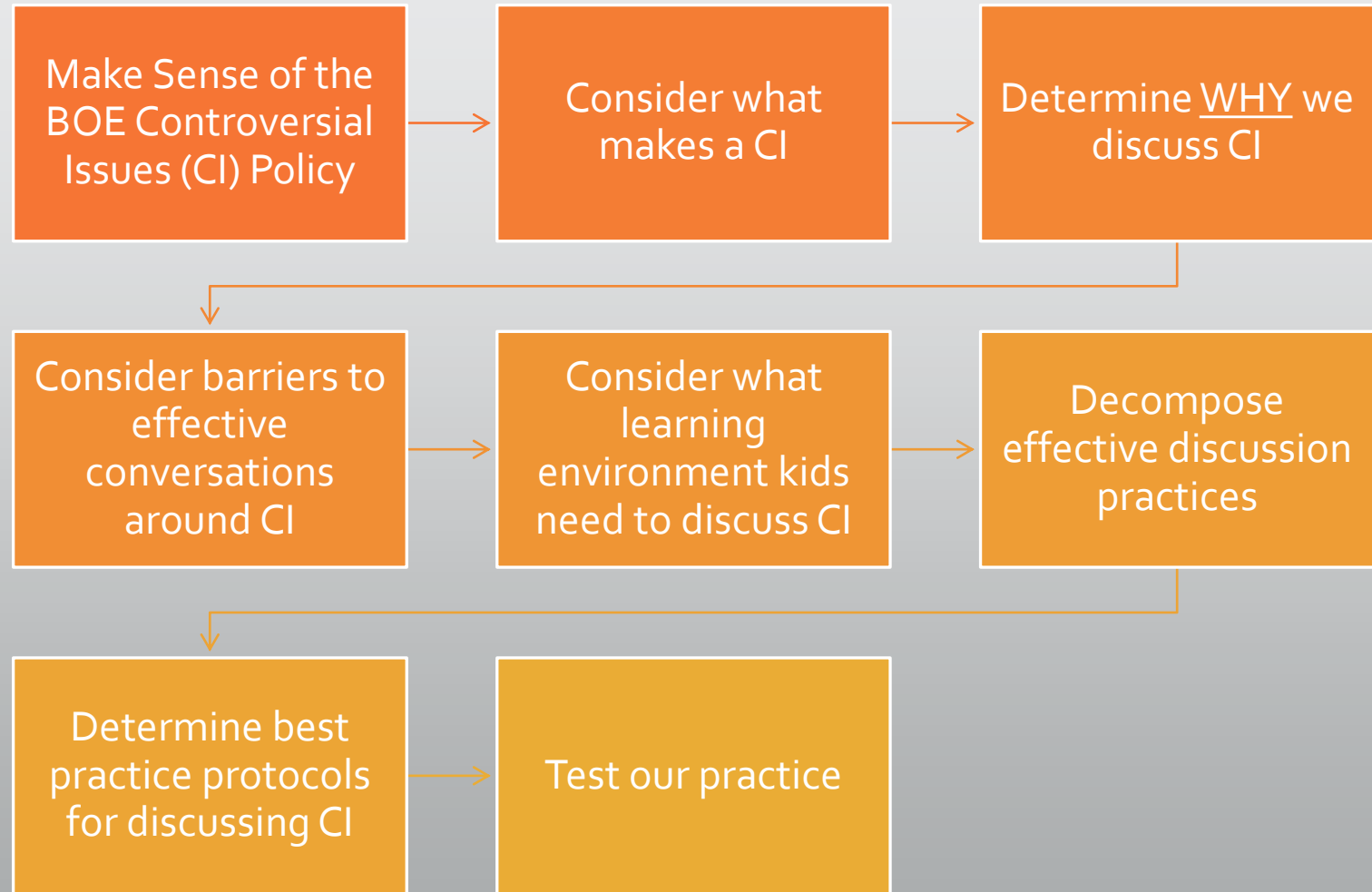


Student Learning Experiences

Session Four

4/19/23

How we will spend our time



2022-2023 Collective Agreements



How do we want to feel when we come together?

Heard
Respected
Energized
Optimistic
Validated
Secure
Safe
Challenged
Understood
Helpful
Engaged
Curious
Accepted
Proud
Productive
Open-Minded



What actions will we take to ensure we feel that way?

Make it about our kids
Ask questions
Be prepared
Listen to hear not to respond
Be self-aware and other aware
Be guided by facts
Know it's ok to disagree
Practice empathy
Listen to understand, not to respond
Be supportive and affirming
Keep confidentiality
Be willing to change perspectives and understand other points of view
Be accountable for our actions, words and behaviors
Challenge ideas, not people
Show kindness by being firm on issues and soft on people



How will we react when someone makes us feel other than the way we want to?

Pause and take a breath
Remember this is for and about the kids
Know what your purpose is for speaking
Model the tone and respect you want to feel
Speak in "I feel..." statements
Model the change not only with words but also actions
Ask for clarity and support
Ask clarifying questions
Reflect back to the other person "I'm hearing you say..." and "I feel.."
Pause, take a breath before reacting
Gather more information and ask for the story behind the emotion
Go back to a point of agreement
Address it—that's not our norm
Don't leave without sharing your thinking

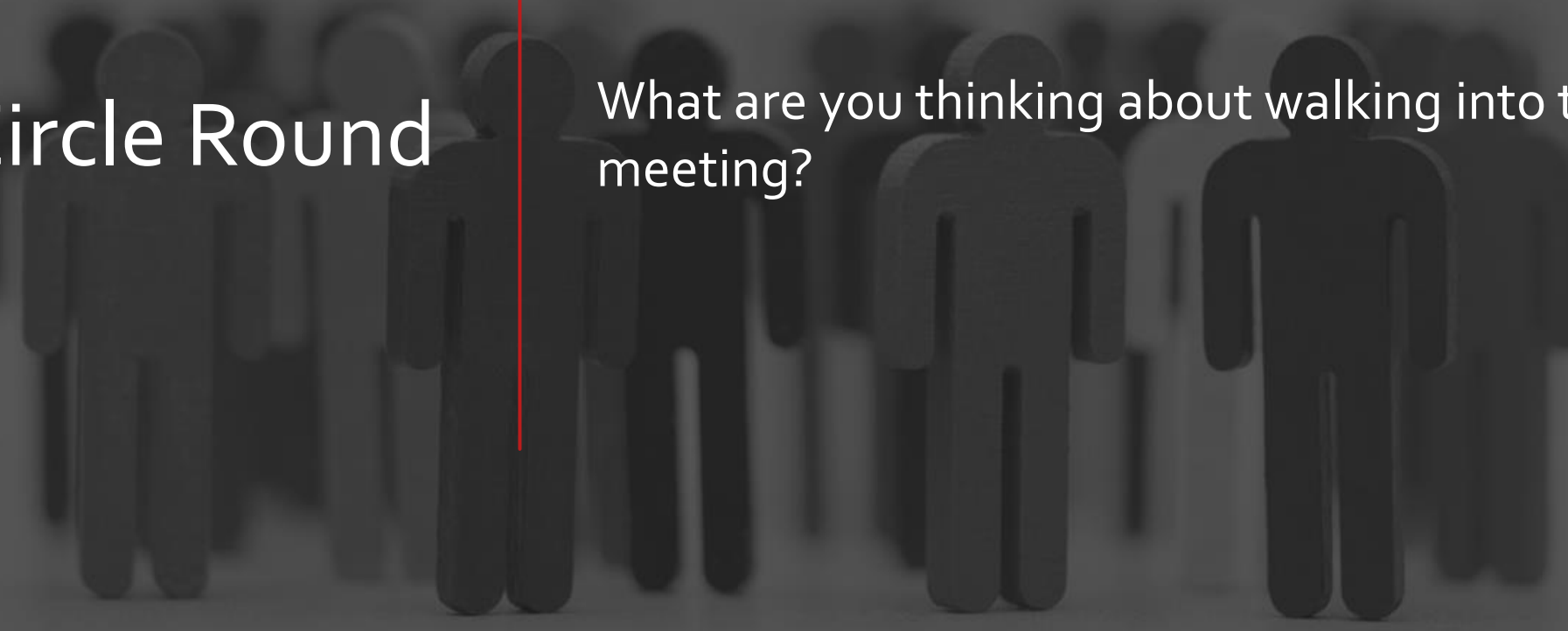


Check in Circle Round

What do you need from others to feel like you
can share freely?

Circle Round

What are you thinking about walking into today's meeting?



Checkout Circle Round


What do you need from today's group to feel successful?

What we have
the power to
influence

Difficult, sometimes controversial topics will come up. We have the power to make recommendations about how those are addressed and discussed in class.

What do we
need to build
trust?

- Teacher training
- Parent communication
- Student input

A hand is visible in the top right corner, holding a light blue folder. A thick red ribbon graphic runs diagonally across the image, starting from the top left and extending towards the bottom right. The background is split horizontally into a light blue top half and a white bottom half. The text is positioned on the left side, overlapping the dark grey background.

Thank Yous &
Next Steps