

**Ector County Independent School District**  
**Wilson & Young Middle School**  
**2023-2024 Campus Improvement Plan**

# Board Goals

**Board Goal 1:** Through foundational excellence, talent development and the learning journey, the percentage of students achieving or exceeding the meets standard on state assessments will increase from 32% to 60% by May 2024 across all tested content areas.

**Performance Objective 1:** The percentage of students scoring meets or exceeds standard on Algebra I will increase to 95% as measured by 2024 STAAR.





**High Priority**

**Indicators of Success:**

8th grade reading or math on grade level - % of 8th grade students achieving the meets or exceeds standard in reading or math on STAAR - 2024 Goal: Reading - 55%, Math - 55%, English I and Algebra I college ready - % of English I and Algebra I testers achieving the meets or exceeds standard on STAAR EOC - 2024 Goal: Eng I - 50%, Alg I - 61%

**Evaluation Data Sources:** Benchmark, SCA, STAAR, Students Surveys

Strategy 1 Details	Reviews			
<p><b>Strategy 1:</b> Teachers will use short-cycle assessments to assess student's achievement level and track growth as they work towards meeting this performance objective. Teacher's will use PLCs to disaggregate data to further assess students learning level and adjust lessons accordingly.</p> <p><b>Strategy's Expected Result/Impact:</b> Increase in student achievement</p> <p><b>Staff Responsible for Monitoring:</b> Admin/Teachers/MCL</p> <p><b>Title I:</b> 2.4</p>	<b>Formative</b>			<b>Summative</b>
	<b>Oct</b>	<b>Jan</b>	<b>Mar</b>	<b>May</b>
Strategy 2 Details	Reviews			
<p><b>Strategy 2:</b> Teachers will utilize data to create individualized plans for students and provide intervention during class or before/after school.</p> <p><b>Strategy's Expected Result/Impact:</b> Increase in meets/masters percentages on STAAR</p> <p><b>Staff Responsible for Monitoring:</b> Teachers/Admin/MCL</p> <p><b>Title I:</b> 2.4</p>	<b>Formative</b>			<b>Summative</b>
	<b>Oct</b>	<b>Jan</b>	<b>Mar</b>	<b>May</b>

Strategy 3 Details	Reviews			
<p><b>Strategy 3:</b> 8th grade students will have an embedded daily remediation and enrichment through Ranger Time. Students will utilize multiple resources including virtual tutoring.</p> <p><b>Strategy's Expected Result/Impact:</b> Increase in STAAR meets/masters percentages</p> <p><b>Staff Responsible for Monitoring:</b> Admin/MCL/teachers</p> <p><b>Title I:</b> 2.4</p>	Formative			Summative
	Oct	Jan	Mar	May
<div style="display: flex; justify-content: space-around; align-items: center;"> <span> No Progress</span> <span> Accomplished</span> <span> Continue/Modify</span> <span> Discontinue</span> </div>				

**Board Goal 1:** Through foundational excellence, talent development and the learning journey, the percentage of students achieving or exceeding the meets standard on state assessments will increase from 32% to 60% by May 2024 across all tested content areas.

**Performance Objective 2:** The percentage of students scoring meets or masters standard on in 6th grade math will increase to 40% as measured by 2024 STAAR.





**High Priority**

**Indicators of Success:**

6th grade reading or math on grade level - % of 6th grade students achieving the meets or exceeds standard in reading or math on STAAR - 2024 Goals: Reading - 37%, Math - 47%

**Evaluation Data Sources:** Texas Academic Performance Report (TAPR) MAP growth, Benchmark, SCA, STAAR, Student Surveys

Strategy 1 Details	Reviews			
<p><b>Strategy 1:</b> Teachers will use short-cycle assessments to assess student's achievement level and track growth as they work towards meeting this performance objective. Teacher's will use PLCs to disaggregate data to further assess students learning level and adjust lessons accordingly.</p> <p><b>Strategy's Expected Result/Impact:</b> Student achievement will increase.</p> <p><b>Staff Responsible for Monitoring:</b> Admin/Instructional coaches/Teachers</p> <p><b>Title I:</b> 2.4, 2.6</p>	<b>Formative</b>			<b>Summative</b>
	<b>Oct</b>	<b>Jan</b>	<b>Mar</b>	<b>May</b>
Strategy 2 Details	Reviews			
<p><b>Strategy 2:</b> Teachers will provide intervention daily by targeting students who need intervention in growth and/or achievement. Daily intervention will take place through embedded time in the math block or before/after school tutoring.</p> <p><b>Strategy's Expected Result/Impact:</b> Increase in student growth and achievement.</p> <p><b>Staff Responsible for Monitoring:</b> Administrators/teachers</p> <p><b>Title I:</b> 2.4, 2.6</p> <p>- <b>TEA Priorities:</b> Build a foundation of reading and math</p> <p><b>Funding Sources:</b> Tutoring - Title One School-wide - \$75,000</p>	<b>Formative</b>			<b>Summative</b>
	<b>Oct</b>	<b>Jan</b>	<b>Mar</b>	<b>May</b>

Strategy 3 Details	Reviews			
<b>Strategy 3:</b> Teachers/tutors will utilize Forde and Ferrier books to help with intervention <b>Strategy's Expected Result/Impact:</b> Increase in growth and achievement in math <b>Staff Responsible for Monitoring:</b> Admin/teachers  <b>Title I:</b> 2.4, 2.6 <b>Funding Sources:</b> Forde and Ferrier workbooks - Title One School-wide - \$30,000	Formative			Summative
	Oct	Jan	Mar	May
<div style="display: flex; justify-content: space-around; align-items: center;"> <span> No Progress</span> <span> Accomplished</span> <span> Continue/Modify</span> <span> Discontinue</span> </div>				

**Board Goal 1:** Through foundational excellence, talent development and the learning journey, the percentage of students achieving or exceeding the meets standard on state assessments will increase from 32% to 60% by May 2024 across all tested content areas.

**Performance Objective 3:** The percentage of students scoring meets or masters standard on in 8th grade math will increase to 35% as measured by 2024 STAAR.

**High Priority**





**Indicators of Success:**

8th grade reading or math on grade level - % of 8th grade students achieving the meets or exceeds standard in reading or math on STAAR - 2024 Goal: Reading - 55%, Math - 55%

**Evaluation Data Sources:** Texas Academic Performance Report (TAPR)

MAP growth, Benchmark, SCA, STAAR, Student Surveys

Strategy 1 Details	Reviews			
<p><b>Strategy 1:</b> Teachers will use short-cycle assessments to assess student's achievement level and track growth as they work towards meeting this performance objective. Teacher's will use PLCs to disaggregate data to further assess students learning level and adjust lessons accordingly.</p> <p><b>Strategy's Expected Result/Impact:</b> Student achievement will increase</p> <p><b>Staff Responsible for Monitoring:</b> Principal, Assistant Principals, Instructional Coaches, Teacher, MCL</p> <p><b>Title I:</b> 2.4, 2.6</p>	<b>Formative</b>			<b>Summative</b>
	<b>Oct</b>	<b>Jan</b>	<b>Mar</b>	<b>May</b>
Strategy 2 Details	Reviews			
<p><b>Strategy 2:</b> Teachers will utilize data to create individualized plans for students and provide intervention during class or before/after school.</p> <p><b>Strategy's Expected Result/Impact:</b> Increase in student achievement, specifically with meets and masters percentages</p> <p><b>Staff Responsible for Monitoring:</b> Administration, teachers</p> <p><b>Title I:</b> 2.4, 2.6</p>	<b>Formative</b>			<b>Summative</b>
	<b>Oct</b>	<b>Jan</b>	<b>Mar</b>	<b>May</b>

Strategy 3 Details	Reviews			
<p><b>Strategy 3:</b> MCL will collaborate with the 8th grade math team during PLC through DDI/Know and Show charts to plan and execute instruction in a rigorous manner.</p> <p><b>Strategy's Expected Result/Impact:</b> Increase in student achievement.</p> <p><b>Staff Responsible for Monitoring:</b> Administrators, teachers, MCL</p> <p><b>Title I:</b> 2.4, 2.6</p>	Formative			Summative
	Oct	Jan	Mar	May
<div style="display: flex; justify-content: space-around; align-items: center;"> <span> No Progress</span> <span> Accomplished</span> <span> Continue/Modify</span> <span> Discontinue</span> </div>				

**Board Goal 1:** Through foundational excellence, talent development and the learning journey, the percentage of students achieving or exceeding the meets standard on state assessments will increase from 32% to 60% by May 2024 across all tested content areas.

**Performance Objective 4:** The percentage of students scoring meets or exceeds standard on in 8th grade English will increase to 35% as measured by 2024 STAAR.

**Indicators of Success:**

8th grade reading or math on grade level - % of 8th grade students achieving the meets or exceeds standard in reading or math on STAAR - 2024 Goal: Reading - 55%, Math - 55%

**Evaluation Data Sources:** Texas Academic Performance Report (TAPR)

MAP growth, Benchmark, SCA, STAAR, Student Surveys

Strategy 1 Details	Reviews			
<p><b>Strategy 1:</b> Using Istation along with short-cycle assessments to assess student's achievement level and track growth as they work towards meeting this performance objective. Teacher's will use PLCs to disaggregate data to further assess students learning level and adjust lessons accordingly.</p> <p><b>Strategy's Expected Result/Impact:</b> Student achievement will increase, on MAP and STARR</p> <p><b>Staff Responsible for Monitoring:</b> Administrators/MCL/teachers</p> <p><b>Title I:</b> 2.4, 2.6</p>	Formative			Summative
	Oct	Jan	Mar	May
Strategy 2 Details	Reviews			
<p><b>Strategy 2:</b> Teachers will utilize Forde and Ferrier to provide individualized intervention before, during and/or after school.</p> <p><b>Strategy's Expected Result/Impact:</b> Increase in student achievement and growth</p> <p><b>Staff Responsible for Monitoring:</b> Administrators/MCL/teachers</p> <p><b>Title I:</b> 2.4, 2.6</p>	Formative			Summative
	Oct	Jan	Mar	May
Strategy 3 Details	Reviews			
<p><b>Strategy 3:</b> MCL will collaborate with the 8th grade ELAR team during PLC through DDI/know and show charts to plan and execute instruction in a rigorous manner.</p> <p><b>Strategy's Expected Result/Impact:</b> Increase in student achievement, and better instruction in classrooms daily</p>	Formative			Summative
	Oct	Jan	Mar	May



**Staff Responsible for Monitoring:** Administrators/MCL/teachers

**Title I:**  
2.4, 2.6



No Progress



Accomplished



Continue/Modify



Discontinue

**Board Goal 1:** Through foundational excellence, talent development and the learning journey, the percentage of students achieving or exceeding the meets standard on state assessments will increase from 32% to 60% by May 2024 across all tested content areas.





**Performance Objective 5:** 7th grade math will increase achievement scores to 50% meets as measured by the 2024 STAAR test

**High Priority**

**Indicators of Success:**

Academic Gaps - The performance of ECISD student subgroups compared to their peers across the state of Texas (Domain 3) - 2024 Goal: 51%

**Evaluation Data Sources:** STAAR, benchmarks, SCA

Strategy 1 Details	Reviews			
<p><b>Strategy 1:</b> Teachers, with the help of admin and IC, will analyze data in PLC's in order to prioritize rigorous instruction daily.</p> <p><b>Strategy's Expected Result/Impact:</b> Higher levels of achievement on STAAR</p> <p><b>Staff Responsible for Monitoring:</b> Administrators/instructional coach/teachers</p> <p><b>Title I:</b> 2.4, 2.6</p>	<b>Formative</b>			<b>Summative</b>
	<b>Oct</b>	<b>Jan</b>	<b>Mar</b>	<b>May</b>
Strategy 2 Details	Reviews			
<p><b>Strategy 2:</b> Teachers will provide intervention during their embedded math block and during before/after school tutoring</p> <p><b>Strategy's Expected Result/Impact:</b> Increase in achievement and growth</p> <p><b>Staff Responsible for Monitoring:</b> Administrators/teachers</p> <p><b>Title I:</b> 2.4, 2.6</p>	<b>Formative</b>			<b>Summative</b>
	<b>Oct</b>	<b>Jan</b>	<b>Mar</b>	<b>May</b>
Strategy 3 Details	Reviews			
<p><b>Strategy 3:</b> Teachers will provide intervention utilizing Forde and Ferrier workbooks</p> <p><b>Strategy's Expected Result/Impact:</b> Increase in achievement and growth due to rigorous resources during intervention</p> <p><b>Staff Responsible for Monitoring:</b> Administrators/teachers</p> <p><b>Title I:</b> 2.4</p>	<b>Formative</b>			<b>Summative</b>
	<b>Oct</b>	<b>Jan</b>	<b>Mar</b>	<b>May</b>
<div style="display: flex; justify-content: space-around; align-items: center;"> <div style="text-align: center;">  No Progress         </div> <div style="text-align: center;">  Accomplished         </div> <div style="text-align: center;">  Continue/Modify         </div> <div style="text-align: center;">  Discontinue         </div> </div>				

**Board Goal 1:** Through foundational excellence, talent development and the learning journey, the percentage of students achieving or exceeding the meets standard on state assessments will increase from 32% to 60% by May 2024 across all tested content areas.

**Performance Objective 6:** Wilson and Young Middle School will show an increase in student growth on STAAR from 66% to 85% as measured by the 2024 STAAR test.

**High Priority**

**Indicators of Success:**

Growth (STAAR) - % of students who meet or exceed the STAAR progress measure - 2024 Goal: 75%


**Evaluation Data Sources:** STAAR, benchmark, SCA


Strategy 1 Details	Reviews			
<p><b>Strategy 1:</b> Teachers will provide intervention to students through analyzing growth data and targeting students who are not on track to meet their one-year growth target.</p> <p><b>Strategy's Expected Result/Impact:</b> Increase in student growth on STAAR and MAP</p> <p><b>Staff Responsible for Monitoring:</b> Administrators/teachers</p> <p><b>Title I:</b> 2.4, 2.6</p>	Formative			Summative
	Oct	Jan	Mar	May
Strategy 2 Details	Reviews			
<p><b>Strategy 2:</b> Wilson and Young staff will invite students to participate in Saturday school in the spring in order to target students who need an increase in growth and achievement.</p> <p><b>Strategy's Expected Result/Impact:</b> Higher percentage of students meeting growth on STAAR</p> <p><b>Staff Responsible for Monitoring:</b> Administrators/teachers</p> <p><b>Title I:</b> 2.4, 2.6</p>	Formative			Summative
	Oct	Jan	Mar	May
Strategy 3 Details	Reviews			
<p><b>Strategy 3:</b> Grade level teams will analyze data after the spring benchmark and create groups and individualized plans to target intervention. (Instructional coaches and all admin will help with tutoring to help students meet growth goals).</p> <p><b>Strategy's Expected Result/Impact:</b> Higher levels of growth on STAAR</p>	Formative			Summative
	Oct	Jan	Mar	May

**Staff Responsible for Monitoring:** Administrators/Instructional coaches/teachers

**Title I:**  
2.4, 2.6

 No Progress

 Accomplished

 Continue/Modify

 Discontinue





**Board Goal 1:** Through foundational excellence, talent development and the learning journey, the percentage of students achieving or exceeding the meets standard on state assessments will increase from 32% to 60% by May 2024 across all tested content areas.

**Performance Objective 7:** 7th grade ELAR will increase STAAR scores to at least 65% meets scores as measured by 2024 STAAR.

**Indicators of Success:**

Academic Gaps - The performance of ECISD student subgroups compared to their peers across the state of Texas (Domain 3) - 2024 Goal: 51%

**Evaluation Data Sources:** STAAR, benchmarks, SCA

Strategy 1 Details	Reviews			
<p><b>Strategy 1:</b> Teachers, with the help of admin and IC, will analyze data in PLC's in order to prioritize rigorous instruction daily.</p> <p><b>Strategy's Expected Result/Impact:</b> Increase in achievement on STAAR</p> <p><b>Staff Responsible for Monitoring:</b> Teachers/Administrators</p> <p><b>Title I:</b> 2.4, 2.6</p>	<b>Formative</b>			<b>Summative</b>
	<b>Oct</b>	<b>Jan</b>	<b>Mar</b>	<b>May</b>
Strategy 2 Details	Reviews			
<p><b>Strategy 2:</b> Teachers will provide intervention during the embedded time in their ELAR block based on individual student needs.</p> <p><b>Strategy's Expected Result/Impact:</b> Increase in student achievement and growth</p> <p><b>Staff Responsible for Monitoring:</b> Teachers/Administrators</p> <p><b>Title I:</b> 2.4, 2.6</p>	<b>Formative</b>			<b>Summative</b>
	<b>Oct</b>	<b>Jan</b>	<b>Mar</b>	<b>May</b>
Strategy 3 Details	Reviews			
<p><b>Strategy 3:</b> Teachers will utilize Forde and Ferrier for student intervention.</p> <p><b>Strategy's Expected Result/Impact:</b> Increase in the rigor of student intervention</p> <p><b>Staff Responsible for Monitoring:</b> Administrators/Teachers</p> <p><b>Title I:</b> 2.4, 2.6</p>	<b>Formative</b>			<b>Summative</b>
	<b>Oct</b>	<b>Jan</b>	<b>Mar</b>	<b>May</b>
<div style="display: flex; justify-content: space-around; align-items: center;"> <div style="text-align: center;">  No Progress         </div> <div style="text-align: center;">  Accomplished         </div> <div style="text-align: center;">  Continue/Modify         </div> <div style="text-align: center;">  Discontinue         </div> </div>				





**Board Goal 1:** Through foundational excellence, talent development and the learning journey, the percentage of students achieving or exceeding the meets standard on state assessments will increase from 32% to 60% by May 2024 across all tested content areas.

**Performance Objective 8:** Wilson and Young will increase Science meets scores to 65% as measured by STAAR 2024.

**Indicators of Success:**

Academic Gaps - The performance of ECISD student subgroups compared to their peers across the state of Texas (Domain 3) - 2024 Goal: 51%

**Evaluation Data Sources:** STAAR, benchmark, SCA

Strategy 1 Details	Reviews			
<p><b>Strategy 1:</b> Teachers, with the help of admin, and IC, will analyze data in PLC's in order to prioritize rigorous instruction daily.</p> <p><b>Strategy's Expected Result/Impact:</b> Increase in science achievement</p> <p><b>Staff Responsible for Monitoring:</b> Administrators/teachers</p> <p><b>Title I:</b> 2.4, 2.6</p>	<b>Formative</b>			<b>Summative</b>
	<b>Oct</b>	<b>Jan</b>	<b>Mar</b>	<b>May</b>
Strategy 2 Details	Reviews			
<p><b>Strategy 2:</b> Science teachers, with the help of the IC, will analyze SCA and benchmark data in order to create individualized student plans and provide intervention accordingly.</p> <p><b>Strategy's Expected Result/Impact:</b> Increase in percentages of science meets and masters students</p> <p><b>Staff Responsible for Monitoring:</b> Teachers/instructional coach/Administrators</p> <p><b>Title I:</b> 2.4, 2.6</p>	<b>Formative</b>			<b>Summative</b>
	<b>Oct</b>	<b>Jan</b>	<b>Mar</b>	<b>May</b>
<p style="text-align: center;">  No Progress                 Accomplished                 Continue/Modify                 Discontinue         </p>				

**Board Goal 1:** Through foundational excellence, talent development and the learning journey, the percentage of students achieving or exceeding the meets standard on state assessments will increase from 32% to 60% by May 2024 across all tested content areas.





**Performance Objective 9:** Wilson and Young will increase approaches in Social Studies to 70% as measured by STAAR 2024.

**High Priority**

**Indicators of Success:**

Academic Gaps - The performance of ECISD student subgroups compared to their peers across the state of Texas (Domain 3) - 2024 Goal: 51%

**Evaluation Data Sources:** STAAR, benchmark, SCA

Strategy 1 Details	Reviews			
<p><b>Strategy 1:</b> Teachers, with the help of admin, department head, and IC, will analyze data in PLC's in order to prioritize rigorous instruction daily.</p> <p><b>Strategy's Expected Result/Impact:</b> Increase in student achievement in social studies</p> <p><b>Staff Responsible for Monitoring:</b> Department head/teachers/IC/administrators</p> <p><b>Title I:</b> 2.4, 2.6</p>	<b>Formative</b>			<b>Summative</b>
	<b>Oct</b>	<b>Jan</b>	<b>Mar</b>	<b>May</b>
Strategy 2 Details	Reviews			
<p><b>Strategy 2:</b> Social studies teachers, with the help of the IC and department head, will analyze SCA and benchmark data in order to create individualized student plans and provide intervention accordingly.</p> <p><b>Strategy's Expected Result/Impact:</b> Increase in student achievement</p> <p><b>Staff Responsible for Monitoring:</b> Department head/IC/teachers/administrators</p> <p><b>Title I:</b> 2.4, 2.6</p>	<b>Formative</b>			<b>Summative</b>
	<b>Oct</b>	<b>Jan</b>	<b>Mar</b>	<b>May</b>
<div style="display: flex; justify-content: space-around; align-items: center;"> <span> No Progress</span> <span> Accomplished</span> <span> Continue/Modify</span> <span> Discontinue</span> </div>				

**Board Goal 2:** Through foundational excellence, talent development and the learning journey, the percentage of 3rd grade students reading at or above grade level will increase from 35% to 45% by May 2024.



**Board Goal 3:** Through foundational excellence, talent development and the learning journey, the percentage of high school graduates considered College, Career or Military Ready will increase from 56% to 65% by May 2024.





**Performance Objective 1:** Increase the school connectedness through out the campus by 27% on the 2024 Panorama survey.

**High Priority**

**Indicators of Success:**

School Connectedness - The belief held by students that adults and peers in the school care about their learning as well as about them as individuals - 2024 Goal: 63%

**Evaluation Data Sources:** Panorama Survey, Discipline referrals

Strategy 1 Details	Reviews			
<p><b>Strategy 1:</b> Use fall Panorama survey data to target areas of getting students to have a connectedness towards their campus.  <b>Strategy's Expected Result/Impact:</b> Student connectedness will increase by 27%.  <b>Staff Responsible for Monitoring:</b> Administrations, teachers, support staff</p> <p><b>TEA Priorities:</b>            Improve low-performing schools  <b>- ESF Levers:</b>            Lever 3: Positive School Culture</p>	Formative			Summative
	Oct	Jan	Mar	May
Strategy 2 Details	Reviews			
<p><b>Strategy 2:</b> We will decrease the number of student referrals from 739 to under 500 for the 2024 school year.  <b>Strategy's Expected Result/Impact:</b> Better culture which will increase students success.  <b>Staff Responsible for Monitoring:</b> Admin/teachers</p>	Formative			Summative
	Oct	Jan	Mar	May
Strategy 3 Details	Reviews			
<p><b>Strategy 3:</b> Students will participate in the Ranger challenge of the week.  <b>Strategy's Expected Result/Impact:</b> Improve school culture  <b>Staff Responsible for Monitoring:</b> Administrators</p> <p><b>Title I:</b>            2.5</p>	Formative			Summative
	Oct	Jan	Mar	May
<p style="text-align: center;">  No Progress                 Accomplished                 Continue/Modify                 Discontinue         </p>				

**Board Goal 3:** Through foundational excellence, talent development and the learning journey, the percentage of high school graduates considered College, Career or Military Ready will increase from 56% to 65% by May 2024.

**Performance Objective 2:** Annual student attendance will increase from 92.1% in 2022-2023 to 94.7% in 2023-2024.

**High Priority**

**Indicators of Success:**

Attendance - % of student daily attendance - 2024 Goal: 95%

**Evaluation Data Sources:** Focus attendance data


Weekly Attendance and Drop Out Dashboard Data From Community Outreach Center (COC)


School status dashboard

Strategy 1 Details	Reviews			
<p><b>Strategy 1:</b> Attendance taken daily, timely, and consistently. Attendance clerk making daily notifications for teachers to take attendance.</p> <p><b>Strategy's Expected Result/Impact:</b> Increase in student attendance to 94.7%</p> <p><b>Staff Responsible for Monitoring:</b> Administration/clerk/teachers</p> <p><b>Title I:</b> 2.5</p>	<b>Formative</b>			<b>Summative</b>
	<b>Oct</b>	<b>Jan</b>	<b>Mar</b>	<b>May</b>
Strategy 2 Details	Reviews			
<p><b>Strategy 2:</b> Administration, office staff and counselors will complete parent contacts and attendance truancy contracts in order to improve daily attendance.</p> <p><b>Strategy's Expected Result/Impact:</b> Increase attendance rate to 94.7%</p> <p><b>Staff Responsible for Monitoring:</b> Administration, Attendance clerk, Teacher</p> <p><b>Title I:</b> 2.5</p>	<b>Formative</b>			<b>Summative</b>
	<b>Oct</b>	<b>Jan</b>	<b>Mar</b>	<b>May</b>
Strategy 3 Details	Reviews			
<p><b>Strategy 3:</b> Provide incentives for students with perfect attendance over a six week period.</p> <p><b>Strategy's Expected Result/Impact:</b> Increase student attendance to 94.5%</p> <p><b>Staff Responsible for Monitoring:</b> Administration, Attendance clerk, Teacher</p>	<b>Formative</b>			<b>Summative</b>
	<b>Oct</b>	<b>Jan</b>	<b>Mar</b>	<b>May</b>

**Title I:**  
2.5

 No Progress

 Accomplished

 Continue/Modify

 Discontinue





**Board Goal 3:** Through foundational excellence, talent development and the learning journey, the percentage of high school graduates considered College, Career or Military Ready will increase from 56% to 65% by May 2024.

**Performance Objective 3:** Wilson & Young will increase the belief held by students that adults and peers in school care about their learning as well as about them as individuals by 43% as measured on Panorama.

**Indicators of Success:**

School Connectedness - The belief held by students that adults and peers in the school care about their learning as well as about them as individuals - 2024 Goal: 63%

**Evaluation Data Sources:** Panorama survey

Strategy 1 Details	Reviews			
<p><b>Strategy 1:</b> Social and emotional lessons will take place rotating between different content area classes weekly.</p> <p><b>Strategy's Expected Result/Impact:</b> Student emotional well-being will improve.</p> <p><b>Staff Responsible for Monitoring:</b> Administration/teachers/counselors</p> <p><b>Title I:</b> 2.5</p>	Formative			Summative
	Oct	Jan	Mar	May
Strategy 2 Details	Reviews			
<p><b>Strategy 2:</b> Teachers will be trained on the SEL curriculum in order to teach it in class, so they will be able to better support students with their social-emotional health.</p> <p><b>Strategy's Expected Result/Impact:</b> Students' emotional needs will be better met.</p> <p><b>Staff Responsible for Monitoring:</b> Administrators/counselors/teachers</p> <p><b>Title I:</b> 2.5</p>	Formative			Summative
	Oct	Jan	Mar	May
Strategy 3 Details	Reviews			
<p><b>Strategy 3:</b> Our SAS counselor will be pulling individual students and small groups for check-ins and counseling in order to better support student mental health.</p> <p><b>Strategy's Expected Result/Impact:</b> Higher levels of support for student mental health</p> <p><b>Staff Responsible for Monitoring:</b> Administrators/Counselor</p> <p><b>Title I:</b> 2.5</p>	Formative			Summative
	Oct	Jan	Mar	May
<div style="display: flex; justify-content: space-around; align-items: center;"> <span> No Progress</span> <span> Accomplished</span> <span> Continue/Modify</span> <span> Discontinue</span> </div>				

**Board Goal 3:** Through foundational excellence, talent development and the learning journey, the percentage of high school graduates considered College, Career or Military Ready will increase from 56% to 65% by May 2024.





**Performance Objective 4:** Wilson and Young Middle School will increase college and career readiness by creating opportunities for students to develop instructional routines and skills that support secondary academic success which leads to post-secondary and career readiness.

**High Priority**

**Indicators of Success:**

Postsecondary enrollment - % of graduates enrolled in technical, two-year, four-year college, or enlists in the military one year after graduation - 2024 Goal: 65%

**Evaluation Data Sources:** AVID evidence, exit ticket data, student success and achievement

Strategy 1 Details	Reviews			
<p><b>Strategy 1:</b> Wilson and Young AVID site team will meet monthly and will communicate AVID goals to teams and teachers, and will collect AVID evidence from all content area classrooms.</p> <p><b>Strategy's Expected Result/Impact:</b> Students will be more prepared for high school and college through AVID skills.</p> <p><b>Staff Responsible for Monitoring:</b> AVID site team, all teachers and administrators</p> <p><b>Title I:</b> 2.5</p>	<b>Formative</b>			<b>Summative</b>
	<b>Oct</b>	<b>Jan</b>	<b>Mar</b>	<b>May</b>
Strategy 2 Details	Reviews			
<p><b>Strategy 2:</b> Wilson and Young students will utilize planners, note-taking strategies, high levels of questioning, and college research projects in order to prepare them for both high school and post-high school education.</p> <p><b>Strategy's Expected Result/Impact:</b> Students will be better prepared for high school and college level classes.</p> <p><b>Staff Responsible for Monitoring:</b> Teachers, AVID site team, Administrators</p> <p><b>Title I:</b> 2.5</p>	<b>Formative</b>			<b>Summative</b>
	<b>Oct</b>	<b>Jan</b>	<b>Mar</b>	<b>May</b>
<p style="text-align: center;">  No Progress                 Accomplished                 Continue/Modify                 Discontinue         </p>				

**Board Goal 3:** Through foundational excellence, talent development and the learning journey, the percentage of high school graduates considered College, Career or Military Ready will increase from 56% to 65% by May 2024.

**Performance Objective 5:** Wilson & Young will recruit, develop and retain highly-effective individuals and will increase retention rate by 5% for the 2023-2024 school year.

**High Priority**

**Indicators of Success:**





School Connectedness - The belief held by students that adults and peers in the school care about their learning as well as about them as individuals - 2024 Goal: 63%

**Evaluation Data Sources:** Employee Performance Evaluations

Staff Retention Rates

Eduphoria STRIVE

Staff Survey Data

Strategy 1 Details	Reviews			
<p><b>Strategy 1:</b> Wilson &amp; Young will provide support through the RELAY coaching model. Using strategies from Get Better Faster, such as modeling, scripting lesson, and coaching conversations.</p> <p><b>Strategy's Expected Result/Impact:</b> To develop and retain highly-effective teachers</p> <p><b>Staff Responsible for Monitoring:</b> Administration, MCL, MTRT, Instructional Coach</p> <p><b>Title I:</b> 2.5</p>	<b>Formative</b>			<b>Summative</b>
	<b>Oct</b>	<b>Jan</b>	<b>Mar</b>	<b>May</b>
Strategy 2 Details	Reviews			
<p><b>Strategy 2:</b> Wilson and Young will implement Fundamental 5 program on our campus this year to all teachers.</p> <p><b>Strategy's Expected Result/Impact:</b> There will be an improvement in teaching and learning throughout the campus.</p> <p><b>Staff Responsible for Monitoring:</b> Administrators/Instructional coaches</p> <p><b>Title I:</b> 2.4</p> <p>- <b>TEA Priorities:</b> Build a foundation of reading and math</p>	<b>Formative</b>			<b>Summative</b>
	<b>Oct</b>	<b>Jan</b>	<b>Mar</b>	<b>May</b>
<div style="display: flex; justify-content: space-around; align-items: center;"> <div style="text-align: center;">  No Progress         </div> <div style="text-align: center;">  Accomplished         </div> <div style="text-align: center;">  Continue/Modify         </div> <div style="text-align: center;">  Discontinue         </div> </div>				