

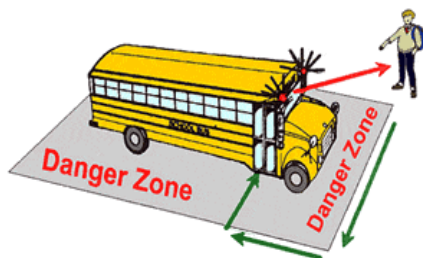
School Bus Safety Tips

The following information on School Bus Safety should be discussed with your student prior to riding the bus.

- Stay out of the danger zone at all times!
- Remember — if you can't see the driver, the driver can't see you!
- Never go near the bus unless the driver has given you the signal to come!
- Never, ever walk or play behind a vehicle!
- When you go near the bus, always, always be sure you can see the bus driver!
- If you drop anything in the danger zone leave it. Never, never stop to pick it up!

Know the Danger Zones

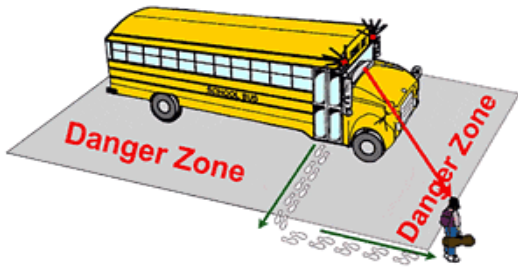
- Every child must know the DANGER ZONES around the school bus.
- Children should never enter the DANGER ZONE unless the driver has given them permission.
- If a child can touch the bus, he or she is too close.
- If a child must cross the street, know all the rules to cross safely.
- The 10 Giant Step rule is a good measurement for children to identify the DANGER ZONE around the school bus, particularly when crossing in front of the bus.



- When near a bus, the children must have the attention of the school bus driver.
- Children should never play around or near school bus vehicles.
- When leaving the bus, children must walk directly home.

Getting On and Off the Safe Way

- Always be on time with your school things tucked safely away.
- Never run to or from the bus.
- Wait for the bus at a safe place away from the road.
- Wait for the bus to stop before approaching to get on.
- Remember if you can touch the bus, **YOU ARE TOO CLOSE !**
- Your driver will tell you when to get on.
- Walk up the steps, one at a time, using the hand rail.
- Never push or shove.
- **IF YOU DROP ANYTHING IN THE DANGER ZONE LEAVE IT. NEVER, NEVER STOP TO PICK IT UP!**
- Sit facing the driver, feet in front of you.
- Keep the aisle clear at all times.
- **ALWAYS LISTEN TO AND OBEY YOUR SCHOOL BUS DRIVER!**

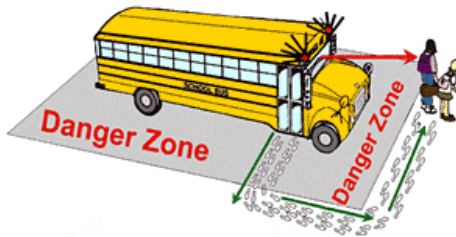


Getting Off the Bus

- Use the handrail.
- Do not push or shove.
- Walk don't run away from the bus.
- Never go behind the bus.
- Go right home.

Crossing the Street After Getting Off the Bus

- If you must cross the road after getting off the bus, use the 10 GIANT STEPS as a guide to take you out of the DANGER ZONE at the front of the bus.
- Be sure you can see the driver and that the driver sees you.
- Watch for the driver's signal that it is safe to cross.
- Stop when you reach the edge of the bus.



- Look and listen both ways to be sure it is safe before you cross.
- IF YOU DROP ANYTHING IN THE DANGER ZONE LEAVE IT. NEVER, NEVER STOP TO PICK IT UP!
- Walk never run across the street.
- Go right home.

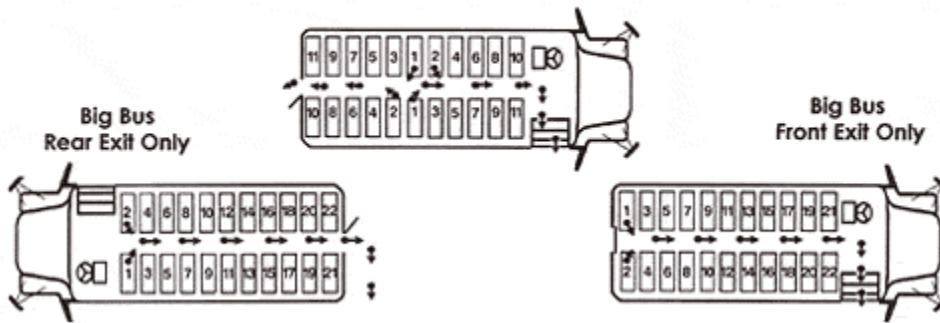
• Crossing the Street to the Bus

- If possible, have an adult help you cross the road.
- Before crossing, be sure you can see the stop arm and lights flashing.
- Wait for the driver's signal before you start to cross.
- Look and Listen both ways to be sure it is safe before you cross.
- Walk never run across the street.
- STAY OUT OF THE DANGER ZONE AT ALL TIMES!
- IF YOU DROP ANYTHING IN THE DANGER ZONE LEAVE IT. NEVER, NEVER STOP TO PICK IT UP!

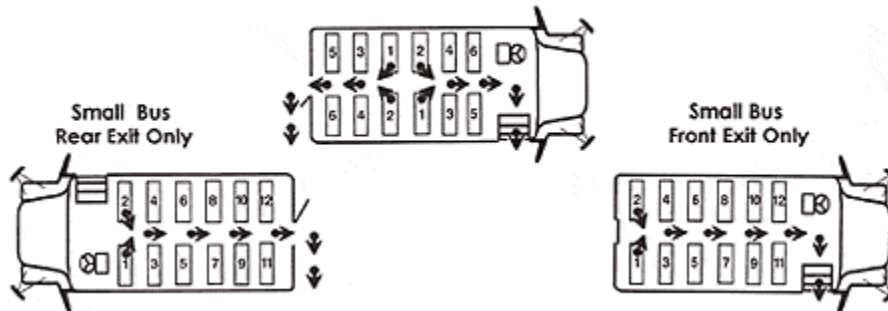
Emergency Evacuation the Safe Way

- Listen to the driver's instructions for the correct exit.
- Be calm, quiet and don't panic.
- Leave your belongings behind.
- Exit seat by seat alternating rows.
- Leave the bus quickly without pushing, or shouting.
- Walk to a safe place and stay together.

Using available exits on a Big Bus



Using available exits on a Small Bus



Railway Crossing Evacuation

- Listen to the driver's instructions for the correct exit.
- Go away from the tracks as far as possible in a direction (at a 45 degree angle) toward the train to avoid being hit by debris from the crash.
- Go to a safe place and stay together.

