


Campbell County School District


Annual Budget

2021-2022

July 21, 2021



Submitted by: Dennis Holmes, Assoc. Supt. for Instructional Support
Sandi Kinnear, Admin. Asst. to Assoc. Supt. for Instructional Support
Shelly Haney, Finance Manager



We Value...

Collaboration: Working together to achieve our mission, vision, and goals.

Communication: Sharing information in a genuine and effective manner.

Compassion: Showing empathy and kindness as a foundation for relationships.

Innovation: Fostering creativity by incorporating original ideas and forward thinking.

Integrity: Being honest and trustworthy in words and actions.

Respect: Honoring opinions and diversity while treating each other with dignity.

Responsibility: Taking individual and collective ownership for actions and outcomes.



SCAN TO VIEW THE MONITORING DOCUMENT.

Teaching Effectively. . . Learning Successfully

Our Mission: Empowering our students for success.

Our Vision: United in excellence.

Goal 1: Improve Student Achievement

- ❖ Students will demonstrate proficiency or growth as measured by district assessments.
- ❖ District grade levels will exceed the state average in content areas measured by the Wyoming state assessment.

Goal 2: Support Student and Staff Well-Being

- ❖ The district will provide comprehensive programs and services to support students in social, emotional, and physical well-being.
- ❖ The district will provide wellness programs and services to support all staff.

GENERAL FUND BUDGET BUDGET PROCESS

The collection of data and supportive information for the 2021-2022 budget is a year-long process. Budgets are building/department based and allocations are determined by student population, building square footage, programs and historic need. Building principals and department administrators requested additional funding for materials and personnel during the annual Education Plan process. The “Ed Plan” process includes the principal or administrator outlining concerns, discussing district repercussions and making specific recommendations related to their area(s) of responsibility. In addition, the Staff Communicators Assembly, made up of representatives from each school and department, annually provides salary and benefit recommendations to the Board of Trustees. A three member Board Budget Committee was formed in 2018 and works closely with administration in preparing the annual budgets for Campbell County School District.

In typical years, individual schools are rewarded for conservative spending. A portion of their unexpended budget allocations from the prior year are allowed to be budgeted as “roll-over” or contingency in the new budget. However, as part of the budget reductions implemented in 2020-2021, the “roll-over” contingency from 2020-2021 to 2021-2022 was held at the district level as cash reserve. Schools were able to keep the roll-over accumulated in prior years. The balance of school roll-over as of July 1, 2021 totals \$920,695.

Data used to prepare the 2021-2022 budget were a combination of information collected from the best possible sources along with historical information which formed the basis for necessary projections. Data were provided by the following agencies: Campbell County School District #1 Instructional Support Division; State Department of Education; Legislative Services Office; State Department of Revenue; Campbell County Commissioners; Campbell County Assessor; and Campbell County Treasurer.

STUDENT ENROLLMENT

Campbell County School District is the third largest district in Wyoming. The district serves approximately 9.5% of Wyoming’s K-12 students.

Previous to the COVID 19 pandemic Campbell County School District experienced a slight, but consistent enrollment increase over the previous four years. However, the district experienced a noticeable decrease in enrollment during FY 2021, compared to FY 2020. At the end of the 19-20 school year the District’s enrollment held steady at 8,806 students. At the conclusion of the 20-21 school year enrollment dipped to 8406 students, a decrease of 344 students. Campbell County’s economy continues to be vulnerable due to the volatile nature of the coal, oil, and gas markets. However, housing markets in the County remain strong with initial enrollment registrations for the fall of 2021 trending upward. Looking to the future, the most accurate predictive factor impacting student enrollment continues to be the health of the local energy industry.

REVENUE REVIEW

Assessed Valuation

Campbell County's 2021 assessed valuation was released by the County Assessor on June 19, 2021 as being \$3,392,572,551. This represents a decrease of \$849,442,762 or 20.02% from the 2020 assessed valuation of \$4,242,015,313 and is a result of the decline in mineral values.

Mill Levy

A special school district tax of one-half (.5) mill was approved by the Campbell County School Board at their regular meeting on April 27, 2021, and will be used for the purpose of maintaining programs offered by the Board of Cooperative Higher Education Services (B.O.C.H.E.S.) as expressed in W.S. 21-20-109. The approximate \$2,100,000 generated by this mill levy will not be part of Campbell County School District's budget, but will be presented in the annual audit as a discretely presented component unit. This one-half (.5) mill has been in effect since the 1989-90 budget year.

On May 22, 2001 the Campbell County School District Board of Trustees formed the Campbell County Community Public Recreation District as allowed under Wyoming Statute 18-9-202. On April 27, 2021 the Board agreed to continue to levy one mill as allowed under this Statute. This mill will generate approximately \$4,200,000. These funds are used for public recreation programs and to maintain and equip land, buildings, and other recreational facilities. This mill levy is not a part of the Campbell County School District's budget, but is presented in the annual audit as a blended component unit.

School Reform Legislation replaced the special school district tax of one (1) mill for the purpose of repair and maintenance with an allocation by square footage in the district. These funds are placed in a separate special revenue fund. Revenue from major maintenance during 2020-2021 totaled \$6,436,566, up \$277,831 or 4.51% from the \$6,158,735 received in 2019-2020. Revenue for the 2021-2022 fiscal year is projected to decrease by \$141,197 or 2.19% to \$6,295,369. In 2018-2019 the payment structure for these funds was also modified from a single payment made in July to two payments, the first payment totaling 75% of the amount due paid in July of each year, with the remaining 25% being paid to the District in October annually. Beginning in 2020-2021 quarterly payments will be made to school districts.

General Fund 01 Revenue Projections

For ease of reading, and to comply with the Municipal Fiscal Procedures Act, the 2021-2022 General Fund Revenue Projections are presented in nine columns of figures. Columns 1-6 report the budgeted and actual figures for 2018-2019, 2019-2020, and 2020-2021 respectively. Column 7 reports the 2021-2022 budget. Column 8 and 9 report the amount and percent of increase/decrease respectively from the previous year's budget.

Revenues

The total general fund revenue budget decreased by \$5,834,244 in 2021-2022 compared to 2020-2021. The decrease is primarily due to the reduction in assessed value. A funding shortfall in 2020-2021 of \$7,174,789 in 25 and 6 mill levies will cause a temporary reduction in

the fund balance, but will be reimbursed to the district on or before October 15, 2021 to make the 2020-2021 funding guarantee whole.

Wyoming school funding is the Foundation Program Guarantee less local resources and results in either an Entitlement payment from the State to the District or Recapture from the District to the State. Campbell County's assessed value has been one of the highest in the State since this funding method was implemented in the early 1980's. The recent decrease in the assessed value will make Campbell County School District an Entitlement district for the first time in 2021-2022.

Legislation in 2011 resulted in a change to Wyoming Statute 21-13-313 which allows advance payments (loans) to school districts that receive 20% or less of their Foundation Guarantee from State revenue. Advance payments can't exceed 20% of the district's Foundation Guarantee. The District will apply for an advance for fiscal year 2021-2022.

Local Revenues

Local revenues are projected to decrease from a budgeted amount of \$110,437,270 in 2020-2021 to \$94,140,314 in 2021-2022, a decrease of \$16,296,957 or 14.76%, and is primarily a result of the decrease in assessed valuation.

County Revenues

County revenues are projected to decrease from a budgeted amount of \$28,335,092 in 2020-2021 to \$23,633,435 in 2021-2022, which is a decrease of \$4,701,657 or 16.59%, and is a result of the decrease in assessed valuation.

State Revenues

State revenues for Taylor Grazing fees totaled \$34,981 for 2020-2021 and are projected at approximately \$40,000 for 2021-2022. In 2021-2022 the district has budgeted \$500,000 for possible audit adjustment to the Wyoming Department of Education. A funding shortfall in 2020-2021 of \$7,174,789 will be reimbursed by October 15, 2021 to compensate the district for the difference between the anticipated 25 and 6 mill levy revenue and the actual amount received. The Wyoming Department of Education reimbursed the district \$1,571,741 for Wyoming Retirement contributions in 2020-2021. The reimbursement for 2021-2022 is projected to be \$1,800,000, an increase of \$200,000 or 12.50% from the budgeted amount of \$1,600,000 in 2020-2021. Legislation in 2018 increased the contributions to the Wyoming Retirement System for both the employee and the employer by 0.25% each for four years, bringing the total retirement contribution to 18.62% by July, 2021.

Federal Revenues

Campbell County School District received \$63,192 in Impact Aid funds in 2020-2021. It is anticipated that the district will continue to qualify for approximately \$85,000 in 2021-2022. All other Federal funds received are special revenue funds and are accounted for under special budgets which are a separate part of this document.

Other Sources

The 2021-2022 Campbell County School District revenue budget includes \$25,000 for for potential compensation for losses due to damages of district property.

The district has two lease/purchase agreements for school buses, which are repaid over a five year period. The oldest agreement will be paid off in June, 2024, and the most recent lease/purchase will be paid off in June, 2025. No capital lease revenues are budgeted in 2021-2022.

Campbell County School District continues to invest available funds prudently and ensure that all available interest on district funds is collected.

Non-Revenue

Fiscal Year 2021-2022 represents a volatile financial climate for CCSD. Decreased revenue in the form of declining enrollment, reductions in assessed value and legislative cuts has placed additional pressure on the general fund. To meet this challenge, the district implemented a system of painstaking reductions and meticulous budgeting. The 2021-2022 general fund budget will require budget support through district reserves in the amount of \$309,591, a decrease of \$4,090,630 or 92.96%.

EXPENDITURE REVIEW

The only new position in the general fund for 2021-2022 is a custodian at Rawhide Elementary School. The Board of Trustees approved a step for all employees who are not topped out. A one-time 2% stipend to topped out employees on the bachelor's plus 45, master's plus 45, and doctorate columns, as well as ESP employees on the final step of their salary schedule was also approved. Health insurance premiums will increase by 3.6%; Wyoming Retirement will increase by 0.25% for both the employee and the district; and the workers compensation rate will decrease from 1.55% to 1.17% for the 2021-2022 fiscal year.

With the help of district leadership and the budget committee, the district reduced the operating budget by over \$4 million for the 2021-2022 fiscal year. This difficult process was not only time consuming and drawn out over several months, but also has the potential to create a negative impact on students. This undertaking was necessary as future funding has a great deal of uncertainty. The district continue to look for additional efficiencies.

Cash Reserve

As a result of Wyoming School Finance Reform Legislation school districts are limited in the amount of allowable Board reserves. Reserves are limited to fifteen percent of the district's previous year foundation guarantee. For Campbell County School District that amount is approximately \$20.4 million. Reserves in excess of fifteen percent would be counted as a local resource and would reduce the district's state guarantee. Campbell County School District is not expected to have Board reserves in excess of fifteen percent of the general operating budget in future years.

The Board of Trustees passed a Spending Prioritization Policy to fulfill the requirements of GASB Statement 54 defining the priority of use of governmental funds. The policy indicates that the District will use restricted resources first where applicable, then committed funds, then assigned funds, and last, unassigned resources, for all expenditures from governmental funds. The Superintendent has the authority to deviate from this policy if it is in the best interest of the District.

Transfers

The District will transfer approximately \$26,500 from the General Fund to Fund 20 Grant Special Revenue to pay benefits on national teacher certification salaries.

No transfer to the Nutrition Services is budgeted in the 2021-2022 fiscal year. Meal reimbursement to the nutrition program has been at the higher Summer Food Service Program rate since the summer of 2020 and all students will continue to be served at no charge through the 2021-2022 school year. This has made the program self-supporting for the first time in many years.

Summary

During 2020-2021 the legislature is conducting a recalibration of Wyoming public school funding. Administration will continue to work with the Wyoming Legislators, Wyoming Department of Education, and the Wyoming Department of Audit regarding the School Funding Model and related issues.

OTHER BUDGETS

Also presented for adoption are budgets for the following listed funds. These funds will provide approximately the same programs as previous years. They are divided into Special and Other Funds below:

Special Funds

Fund 20 – Grants

AWAREBOCHES	McKinney-Vento Homeless
WDE Distance Education Grant	Part B Flow-Through 611 & 619 (VI-B)
WDE Position School Climate	Title I-A
Carl Perkins	Title I-D Neglected and Delinquent
CARES Act – GEER I	Title II-A Teacher Quality
EPA Diesel Emissions Reduction Act	Title III ESL and Title III Immigrant
ESSER I	Title IV-A
ESSER II	1003a School Improvement
ESSER Elementary Summer School	Other State/Local Grants
ESSER Secondary Summer School	


Other Funds

- | | |
|-----------------------------|--------------------------------------|
| 03 Healthy Communities | 33 Major Capital |
| 04 Sick Leave | 34 Capital Recreation Projects |
| 21 Building Special Revenue | 50 Nutrition Services including FFVP |
| 22 Major Maintenance | 51 CAT/Preschool Enterprise |
| 25 Recreation Funds | 60 Medical/Dental Insurance |
| 31 Depreciation | 80 Student Activities |
| 32 Component Projects | |

RECOMMENDATION

As Campbell County School District's Associate Superintendent for Instructional Support, I, Dennis Holmes, recommend approval of all the budgets listed in this document. I recommend that official approval be given by the Board of Trustees after the public hearing on Wednesday, July 21, 2021.

Respectfully,



Dennis Holmes
Associate Superintendent for
Instructional Support

Assisted by,



Shelly Haney
Finance Manager

**NOTICE OF
BUDGET HEARING**

**CAMPBELL COUNTY SCHOOL
DISTRICT NO. 1**

The Campbell County School District No. 1 Board of Trustees is currently considering the budget for the fiscal year ending June 30, 2022. A public hearing will be held at the Educational Services Center, 1000 West Eighth Street, Gillette, Wyoming on the **21st day of July, 2021, at 5:40 pm.** All persons interested may appear at this time and be heard regarding such budget.

Campbell County School District No. 1
Board of Trustees
Campbell County, Wyoming

Submitted by:
Dennis Holmes
Assoc. Supt. for Instructional Support

Published: July 13, 2021

**CAMPBELL COUNTY SCHOOL DISTRICT NO. 1
SUMMARY OF PROPOSED BUDGET**

	Funds	2019-2020		2020-2021	2021-2022
		Actual Transactions Revenue	Expenditures	Amended Budget	PROPOSED Budget
01	General	\$131,882,274	\$136,260,060	\$144,452,584	\$138,618,340
03	General-Healthy Communities	\$3,349	\$90,051	\$125,000	\$85,396
04	Sick Leave General Fund	\$4,733	\$26,449	\$60,000	\$60,000
20	Grants	\$6,586,114	\$6,465,492	\$30,000,000	\$42,250,000
21	Building Special Revenue	\$864,131	\$830,342	\$1,600,000	\$1,600,000
22	Major Maintenance	\$6,283,526	\$4,104,485	\$8,514,271	\$8,560,369
25	CCSD Rec Grants Spec. Rev.	\$1,070,948	\$1,105,086	\$2,543,384	\$2,568,966
31	Depreciation	\$9,860,228	\$4,202,900	\$13,650,000	\$10,706,704
32	Component Projects	\$55,474	\$55,474	\$1,513,350	\$1,262,709
33	Major Capital	\$796,117	\$593,832	\$2,427,107	\$1,318,628
34	Capital Recreation Projects	\$2,548,073	\$2,527,626	\$5,002,827	\$5,199,549
50	Nutrition Service	\$4,051,112	\$4,747,687	\$6,080,489	\$6,371,349
51	CAT/Preschool Enterprise	\$11,892	\$13,112	\$52,847	\$54,773
60	Insurance	\$19,630,314	\$19,192,169	\$25,758,045	\$27,555,975

**NOTICE OF
MEETING DATES AND
MINUTES AVAILABILITY
CAMPBELL COUNTY SCHOOL
DISTRICT NO. 1**

Notice is hereby given that regular meetings of the Board of Trustees of Campbell County School District No. 1, State of Wyoming, are held on the second and fourth Tuesday of each month at 5:30 p.m. in the board room of the Educational Services Center, 1000 West Eighth Street, Gillette, Wyoming, and such meetings are open to the public.

Notice is also given that official minutes of each regular or special meeting of such Board, including a record of all official acts and of all warrants issued, are available for inspection by any citizen during regular office hours at 1000 West Eighth Street, Gillette, Wyoming.

Anne Ochs, Chair
Campbell County School District #1
Board of Trustees

Campbell County School District
BUDGET SUMMARY
FY2022 PROPOSED ALL FUNDS

Fund Type / Description		2018-2019 as Amended	2019-2020 as Amended	2020-2021 as Amended	2021-2022 Proposed	Inc. / (Dec.) from Prior Budget	Percent Increase / Decrease
General Funds							
General Fund	01	\$151,675,096.76	\$143,219,982.10	\$144,452,583.94	\$138,618,340.37	(\$5,834,243.57)	-4.04%
Building General Fund	02	523,420.12	-	-	-	\$0.00	0.00%
Healthy Communities	03	125,000.00	125,000.00	125,000.00	85,395.84	(\$39,604.16)	-31.68%
Sick Leave	04	48,672.76	60,000.00	60,000.00	60,000.00	\$0.00	0.00%
Total General Funds		152,372,189.64	143,404,982.10	144,637,583.94	138,763,736.21	(\$5,873,847.73)	-4.06%
Special Revenue Funds							
Grants	20	9,500,000.00	10,000,000.00	30,000,000.00	42,250,000.00	\$12,250,000.00	40.83%
Building Special Revenue	21	1,250,000.00	1,395,133.07	1,600,000.00	1,600,000.00	\$0.00	0.00%
Major Maintenance	22	11,272,000.00	6,221,476.33	8,514,271.14	8,560,368.52	\$46,097.38	0.54%
Rec Grants	25	2,723,423.63	2,820,036.64	2,543,383.51	2,568,965.65	\$25,582.14	1.01%
Total Special Revenues		24,745,423.63	20,436,646.04	42,657,654.65	54,979,334.17	\$12,321,679.52	28.89%
Capital Project Funds							
Depreciation	31	5,012,000.00	14,050,000.00	13,650,000.00	10,706,704.10	(\$2,943,295.90)	-21.56%
Component Projects	32	3,597,785.38	602,076.74	1,513,349.98	1,262,708.78	(\$250,641.20)	-16.56%
Major Capital	33	3,177,664.64	2,875,156.35	2,427,107.46	1,318,627.69	(\$1,108,479.77)	-45.67%
Capital Recreation Projects	34	3,551,898.16	5,038,161.09	5,002,826.79	5,199,549.42	\$196,722.63	3.93%
Total Capital Projects		15,339,348.18	22,565,394.18	22,593,284.23	18,487,589.99	(\$4,105,694.24)	-18.17%
Enterprise Funds							
Nutrition Services	50	4,663,309.44	5,146,851.74	6,080,488.81	6,371,348.92	\$290,860.11	4.78%
K' Enterprise Fund	51	65,662.93	51,066.79	52,847.16	54,772.68	\$1,925.52	3.64%
Total Enterprise		4,728,972.37	5,197,918.53	6,133,335.97	6,426,121.60	\$292,785.63	4.77%
Internal Service Funds							
Insurance	60	22,713,153.22	24,645,203.33	25,758,045.13	27,555,975.41	\$1,797,930.28	6.98%
ALL FUNDS TOTAL		\$219,899,087.04	\$216,250,144.18	\$241,779,903.92	\$246,212,757.38	\$4,432,853.46	1.83%

2021 - 2022 Summary of All Budgets

	General Funds (0x)	Special Revenue Funds (2x)	Capital Project Funds (3x)	Enterprise Funds (5x)	Internal Service Fund (60)	Total
Revenues						
Budget Support	\$452,887.12	\$4,352,523.91	\$10,613,125.64	\$623,716.32	\$4,607,975.42	\$20,650,228.41
Local/County Sources	\$117,775,849.09	\$2,359,764.62	\$5,293,127.88	\$232,100.00	\$2,000.00	\$125,662,841.59
State Sources	\$20,425,000.00	\$6,768,446.52	\$2,581,336.47	\$0.00	\$0.00	\$29,774,782.99
Federal Sources	\$85,000.00	\$41,498,599.12	\$0.00	\$5,570,305.28	\$0.00	\$47,153,904.40
Total Revenues	\$138,738,736.21	\$54,979,334.17	\$18,487,589.99	\$6,426,121.60	\$4,609,975.42	\$223,241,757.39
Other Financing Sources						
Other Sources	\$25,000.00	\$0.00	\$0.00	\$0.00	\$22,945,999.99	\$22,970,999.99
Total Revenues & Other Financing Sources	\$138,763,736.21	\$54,979,334.17	\$18,487,589.99	\$6,426,121.60	\$27,555,975.41	\$246,212,757.38
Expenditures						
Current Expenditures						
Instruction	\$80,539,786.46	\$25,547,083.43	\$225,011.55	\$0.00	\$0.00	\$106,311,881.44
Instructional Support	\$20,337,030.31	\$3,905,035.92	\$0.00	\$0.00	\$0.00	\$24,242,066.23
General Support	\$10,871,197.21	\$12,109,229.82	\$0.00	\$0.00	\$0.00	\$22,980,427.03
Maintenance	\$14,086,762.55	\$1,701,878.35	\$317,506.12	\$0.00	\$0.00	\$16,106,147.02
Transportation	\$10,270,741.69	\$0.01	\$0.00	\$0.00	\$0.00	\$10,270,741.70
Support Services	\$2,359,722.58	\$600,232.37	\$0.00	\$7,043.27	\$27,555,975.41	\$30,522,973.63
Community Services	\$101,070.90	\$2,846,976.32	\$0.00	\$6,419,078.33	\$0.00	\$9,367,125.55
Capital Outlay	\$10,000.00	\$8,268,897.95	\$17,945,072.32	\$0.00	\$0.00	\$26,223,970.27
Other Uses	\$0.00	\$0.00	\$0.00	\$0.00	\$0.00	\$0.00
Debt Service	\$160,924.51	\$0.00	\$0.00	\$0.00	\$0.00	\$160,924.51
Fund Transfers Out	\$26,500.00	\$0.00	\$0.00	\$0.00	\$0.00	\$26,500.00
Total Expenditures	\$138,763,736.21	\$54,979,334.17	\$18,487,589.99	\$6,426,121.60	\$27,555,975.41	\$246,212,757.38

**Campbell County School District
FY2022 Revenue Projections - All Funds**

Account Title	Acct. No.	General Funds Revenue Total by Object	Special Revenue Funds Total by Object	Capital Proj. Funds Revenue Total by Object	Other Funds Revenue Total by Object	Total All Funds Revenue by Object
Budget Support	80100	\$452,887.12	\$4,352,523.91	\$10,613,125.64	\$5,206,691.74	\$20,625,228.41
REVENUE - LOCAL SOURCES	81000	0.00	0.00	0.00	25,000.00	\$25,000.00
Special District Taxes (25 Mill)	81111	84,814,313.78	0.00	0.00	0.00	\$84,814,313.78
General Operations Mill	81112	0.00	0.00	0.00	0.00	\$0.00
Motor Vehicle Taxes	81120	8,000,000.00	0.00	0.00	0.00	\$8,000,000.00
Car Company Taxes	81130	75,000.00	0.00	0.00	0.00	\$75,000.00
Penalties & Interest on Del Taxes	81140	120,000.00	0.00	0.00	0.00	\$120,000.00
Other Local Taxes	81190	0.00	0.00	0.00	0.00	\$0.00
Sub Total - Local Taxes		93,009,313.78	0.00	0.00	25,000.00	\$93,034,313.78
OTHER LOCAL SOURCES						
Bond & Interest Tax Revenue	81200	0.00	0.00	0.00	0.00	\$0.00
Concurrent Enrollment	81302	685,000.00	0.00	0.00	0.00	\$685,000.00
Tuition-Distance Education	81321	0.00	0.00	0.00	0.00	\$0.00
Adult Ed Fees (Sub Class)	81340	1,000.00	0.00	0.00	0.00	\$1,000.00
Interest & Dividends	81510	17,100.00	14,151.99	50,000.00	2,700.00	\$83,951.99
Interest on Major Maintenance	81520	0.00	15,000.00	0.00	0.00	\$15,000.00
Other Interest Earned	81590	30,000.00	0.00	0.00	0.00	\$30,000.00
Student Lunch Sales	81611	0.00	0.00	0.00	0.00	\$0.00
Student Breakfast Sales	81612	0.00	0.00	0.00	0.00	\$0.00
A-La-Carte Sales	81624	0.00	0.00	0.00	105,000.00	\$105,000.00
Adult Lunch Sales	81631	0.00	0.00	0.00	12,000.00	\$12,000.00
Adult Breakfast Sales	81632	0.00	0.00	0.00	2,250.00	\$2,250.00
Food Service Special Functions	81640	0.00	0.00	0.00	95,000.00	\$95,000.00
Other Food Service Income	81690	0.00	0.00	0.00	0.00	\$0.00
Pupil Activities	81700	0.00	0.00	0.00	0.00	\$0.00
Admissions	81710	0.00	43,610.06	0.00	0.00	\$43,610.06
Bookstore Sales	81720	0.00	65,607.69	0.00	0.00	\$65,607.69
Stu. Organizations Dues & Fees	81730	0.00	3,500.00	0.00	0.00	\$3,500.00
Fees	81740	30,000.00	231,746.00	0.00	16,000.00	\$277,746.00
Other Pupil Activity Income	81790	0.00	325,590.00	0.00	0.00	\$325,590.00
Pmts to State Foundation Prgm	81800	0.00	0.00	0.00	0.00	\$0.00
Indirect Costs Revenue	81850	200,000.00	0.00	0.00	0.00	\$200,000.00
Other Local Revenue	81900	0.00	0.00	0.00	0.00	\$0.00
Rental, School Facilities	81910	30,000.00	13,100.00	0.00	0.00	\$43,100.00
Contributions & Donations	81920	1,000.00	1,647,458.88	5,177,640.87	0.00	\$6,826,099.75
Refund of Prior Years Expend.	81950	10,000.00	0.00	0.00	500.00	\$10,500.00
Services-Other Local Gvt Units-Kid Clinic	81980	0.00	0.00	0.00	0.00	\$0.00
Transportation	81981	5,000.00	0.00	65,487.01	0.00	\$70,487.01
Miscellaneous	81990	4,000.00	0.00	0.00	650.00	\$4,650.00
ERATE Discount, Rebate, Reimb.	81991	120,000.00	0.00	0.00	0.00	\$120,000.00
Total Local Revenue		94,142,413.78	2,359,764.62	5,293,127.88	259,100.00	\$102,054,406.28

**Campbell County School District
FY2022 Revenue Projections - All Funds**

Account Title	Acct. No.	General Funds Revenue Total by Object	Special Revenue Funds Total by Object	Capital Proj. Funds Revenue Total by Object	Other Funds Revenue Total by Object	Total All Funds Revenue by Object
REVENUE-COUNTY SOURCES	82000	0.00	0.00	0.00	0.00	\$0.00
Unrestricted Grants in Aid	82100	0.00	0.00	0.00	0.00	\$0.00
6 Mill County Equalization Tax	82110	20,355,435.31	0.00	0.00	0.00	\$20,355,435.31
Motor Vehicle Tax	82120	1,915,000.00	0.00	0.00	0.00	\$1,915,000.00
Car Company Tax	82130	18,000.00	0.00	0.00	0.00	\$18,000.00
Penalties & Interest on Del Taxes	82140	145,000.00	0.00	0.00	0.00	\$145,000.00
Fines & Forfeitures	82150	1,200,000.00	0.00	0.00	0.00	\$1,200,000.00
Other	82190	0.00	0.00	0.00	0.00	\$0.00
Total County Revenue		23,633,435.31	0.00	0.00	0.00	\$23,633,435.31
Sub-Total Local/County Revenue		117,775,849.09	2,359,764.62	5,293,127.88	259,100.00	\$125,687,841.59
REVENUE-STATE SOURCES	83000	0.00	0.00	0.00	0.00	\$0.00
Unrestricted Grants in Aid	83100	0.00	0.00	0.00	0.00	\$0.00
Foundation Program (Entitlement)	83110	19,075,000.00	0.00	0.00	0.00	\$19,075,000.00
Audit Adjustment-Foundation Pgm	83111	(500,000.00)	0.00	0.00	0.00	-\$500,000.00
Taylor Grazing	83130	40,000.00	0.00	0.00	0.00	\$40,000.00
Tax Shortfall	83160	7,174,788.93	0.00	0.00	0.00	\$7,174,788.93
Major Bldg Facility Repr/Maint	83170	0.00	6,295,368.52	0.00	0.00	\$6,295,368.52
Out-of-State Tuition Reimbursement	83180	10,000.00	0.00	0.00	0.00	\$10,000.00
Other State	83190	0.00	0.00	0.00	0.00	\$0.00
Payments to Recapture Districts	83191	(7,174,788.93)	0.00	0.00	0.00	-\$7,174,788.93
Restricted State Grants in Aid	83200	1,800,000.00	473,078.00	0.00	0.00	\$2,273,078.00
Capital Construction Grant	83250	0.00	0.00	2,581,336.47	0.00	\$2,581,336.47
Other State Restricted	83290	0.00	0.00	0.00	0.00	\$0.00
WY Retirement Reimbursement	83291	0.00	0.00	0.00	0.00	\$0.00
Total State Revenue		20,425,000.00	6,768,446.52	2,581,336.47	0.00	\$29,774,782.99
REVENUE-FEDERAL SOURCES	84000	0.00	0.00	0.00	0.00	\$0.00
Unrestricted Grants in Aid	84100	0.00	0.00	0.00	0.00	\$0.00
PL-874 Impact Aid Reimb	84110	85,000.00	0.00	0.00	0.00	\$85,000.00
Federal Restricted Grants-In-Aid	84200	0.00	41,498,599.12	0.00	280,305.28	\$41,778,904.40
Lunch Program Reimbursement	84210	0.00	0.00	0.00	3,880,000.00	\$3,880,000.00
Breakfast Program Reimb.	84220	0.00	0.00	0.00	1,410,000.00	\$1,410,000.00
Child Care Food Program	84240	0.00	0.00	0.00	0.00	\$0.00
Total Federal Revenue		85,000.00	41,498,599.12	0.00	5,570,305.28	\$47,153,904.40

**Campbell County School District
FY2022 Revenue Projections - All Funds**

Account Title	Acct. No.	General Funds Revenue Total by Object	Special Revenue Funds Total by Object	Capital Proj. Funds Revenue Total by Object	Other Funds Revenue Total by Object	Total All Funds Revenue by Object
OTHER REVENUE	85000	0.00	0.00	0.00	0.00	\$0.00
Fund 0x Health-Employer Portion	85000	0.00	0.00	0.00	14,529,498.37	\$14,529,498.37
Fund 0x Dental-Employer Portion	85002	0.00	0.00	0.00	988,730.43	\$988,730.43
Fund 2x Health-Employer Portion	85020	0.00	0.00	0.00	475,385.88	\$475,385.88
Fund 2x Dental-Employer Portion	85022	0.00	0.00	0.00	37,337.07	\$37,337.07
Fund 5x Health-Employer Portion	85050	0.00	0.00	0.00	522,875.13	\$522,875.13
Fund 5x Dental-Employer Portion	85052	0.00	0.00	0.00	38,666.19	\$38,666.19
Fund 6x Health-Employer Portion	85060	0.00	0.00	0.00	17,246.87	\$17,246.87
Fund 6x Dental-Employer Portion	85062	0.00	0.00	0.00	1,047.91	\$1,047.91
Self Pay (retiree/COBRA) Health	85080	0.00	0.00	0.00	310,000.00	\$310,000.00
Self Pay (retiree/COBRA) Dental	85082	0.00	0.00	0.00	42,000.00	\$42,000.00
Employee Health Contributions	85090	0.00	0.00	0.00	5,748,993.74	\$5,748,993.74
Employee Dental Contributions	85092	0.00	0.00	0.00	234,218.40	\$234,218.40
Transfers	85200	0.00	0.00	0.00	0.00	\$0.00
Transfers from General Fund	85201	0.00	0.00	0.00	0.00	\$0.00
Transfers from Special Revenue	85220	0.00	0.00	0.00	0.00	\$0.00
Transfer from Capital 'C' Fund	85230	0.00	0.00	0.00	0.00	\$0.00
Sale of Fixed Assets-Pre '97	85311	0.00	0.00	0.00	0.00	\$0.00
Sale of Fixed Assets-Post '97	85312	0.00	0.00	0.00	0.00	\$0.00
Compensation for Losses	85320	25,000.00	0.00	0.00	0.00	\$25,000.00
Capital Leases	85500	0.00	0.00	0.00	0.00	\$0.00
Total Other Revenue		25,000.00	0.00	0.00	22,945,999.99	\$22,970,999.99
TOTAL - ALL REVENUE W/O BUDGET SUPPORT		138,310,849.09	50,626,810.26	7,874,464.35	28,775,405.27	\$225,587,528.97
GRAND TOTAL - ALL REVENUE		\$138,763,736.21	\$54,979,334.17	\$18,487,589.99	\$33,982,097.01	\$246,212,757.38

**Campbell County School District
FY2022 Expenditure Projections - All Funds**

Account	Account Title	General Funds Total by Function	Spec. Rev. Funds Total by Function	Capital Funds Total by Function	Other Funds Total by Function	All Funds Total by Function
1000	Instruction	\$1,260,128.10	\$8,202,677.86	\$0.00	\$0.00	\$9,462,805.96
1100	General Instruction	2,795,998.75	699,015.79	0.00	0.00	\$3,495,014.54
1105	Pre-School Instruction	0.00	51,382.88	0.00	0.00	\$51,382.88
1110	Elementary Instruction	29,594,408.98	5,773,067.61	0.00	0.00	\$35,367,476.59
1120	Junior High Instruction	7,309,056.70	110,770.72	0.00	0.00	\$7,419,827.42
1130	Senior High Instruction	12,290,593.86	263,896.75	225,011.55	0.00	\$12,779,502.16
1131	All Secondary Instruction	12,379.50	0.00	0.00	0.00	\$12,379.50
1135	Concurrent Enrollment	635,000.00	0.00	0.00	0.00	\$635,000.00
1150	Out-of-State Tuition	5,000.00	0.00	0.00	0.00	\$5,000.00
	Total General Instruction	52,642,437.79	6,898,133.75	225,011.55	0.00	\$59,765,583.09
1200	Special Instruction					
1210	Students with Disabilities	15,581,349.34	3,674,613.01	0.00	0.00	\$19,255,962.35
1211	ESY-Students w/Disabilities	0.00	516,489.15	0.00	0.00	\$516,489.15
1233	Gifted & Talented	641,280.35	6,915.31	0.00	0.00	\$648,195.66
1250	Tuition for Students/Disabilities	1,970,000.00	0.00	0.00	0.00	\$1,970,000.00
1260	Educationally Disadvantaged	434,662.37	235,587.14	0.00	0.00	\$670,249.51
1265	Summer Schl/Ext'd Programs	7,606.22	3,265,068.49	0.00	0.00	\$3,272,674.71
1270	Limited English Proficient	710,135.16	501,484.21	0.00	0.00	\$1,211,619.37
1280	Homebound	42,167.54	0.00	0.00	0.00	\$42,167.54
1290	Other Special Programs	908,205.99	40,593.65	0.00	0.00	\$948,799.64
	Total Special Instruction	20,295,406.97	8,240,750.96	0.00	0.00	\$28,536,157.93
1400	Student Activities	(10,468.31)	0.00	0.00	0.00	-\$10,468.31
1410	Student Activities-Elem.	11,570.72	0.00	0.00	0.00	\$11,570.72
1420	Student Activities-Jr. High	894,663.28	87,764.00	0.00	0.00	\$982,427.28
1430	Students Activities-Sr. High	3,159,732.54	728,919.27	0.00	0.00	\$3,888,651.81
	Total Student Activites	4,055,498.23	816,683.27	0.00	0.00	\$4,872,181.50
1500	Vocational Education					
1530	Vocational Educ Grades 9-12	2,044,819.06	485,494.63	0.00	0.00	\$2,530,313.69
	Total Carl Perkins	2,044,819.06	485,494.63	0.00	0.00	\$2,530,313.69
1600	Secondary Allocation Program					
1610	Secondary Allocation Program	0.00	0.00	0.00	0.00	\$0.00
	Total Carl Perkins	0.00	0.00	0.00	0.00	\$0.00
1800	Distance Learning					
1810	Elementary Distance Learning	241,496.31	48,342.96	0.00	0.00	\$289,839.27
1820	Junior High Distance Learning	0.00	0.00	0.00	0.00	\$0.00
1830	Senior High Distance Learning	0.00	855,000.00	0.00	0.00	\$855,000.00
	Total Distance Learning	241,496.31	903,342.96	0.00	0.00	\$1,144,839.27
	Total Instruction	80,539,786.46	25,547,083.43	225,011.55	0.00	\$106,311,881.44
2000	Instructional Support	80,000.00	707,034.87	0.00	0.00	\$787,034.87
2100	Pupil Services	0.00	0.00	0.00	0.00	\$0.00
2110	Guidance Services	2,814,729.64	135,027.80	0.00	0.00	\$2,949,757.44
2111	Supervision of Guidance	6,299.82	0.00	0.00	0.00	\$6,299.82
2112	Counseling Services	990,796.25	0.00	0.00	0.00	\$990,796.25
2114	Information Services	0.00	0.00	0.00	0.00	\$0.00
2115	Record Maintenance Services	0.00	0.00	0.00	0.00	\$0.00
2117	Assessment Services	59,889.51	65,000.00	0.00	0.00	\$124,889.51
2120	Attend/Social Work Services	0.00	0.00	0.00	0.00	\$0.00
2122	Attendance Services	130,787.47	0.00	0.00	0.00	\$130,787.47

**Campbell County School District
FY2022 Expenditure Projections - All Funds**

Account	Account Title	General Funds Total by Function	Spec. Rev. Funds Total by Function	Capital Funds Total by Function	Other Funds Total by Function	All Funds Total by Function
2123	Social Work Services	484,528.43	0.00	0.00	0.00	\$484,528.43
2124	Student Accounting Services	0.00	0.00	0.00	0.00	\$0.00
2131	Supv of Health Services	77,518.22	0.00	0.00	0.00	\$77,518.22
2132	Health Services	1,892,058.23	2,335.20	0.00	0.00	\$1,894,393.43
2140	Psychological Programs	1,410,306.49	252,266.70	0.00	0.00	\$1,662,573.19
2152	Speech Services	1,658,451.36	0.00	0.00	0.00	\$1,658,451.36
2153	Hearing Impaired Services	321,916.84	0.00	0.00	0.00	\$321,916.84
2171	Occupational Therapy	927,660.70	92.98	0.00	0.00	\$927,753.68
2172	Physical Therapy	294,020.41	0.00	0.00	0.00	\$294,020.41
2173	Visually Impaired/Vision Service	84,237.25	0.00	0.00	0.00	\$84,237.25
2190	Other Support Services-Student	0.00	0.00	0.00	0.00	\$0.00
	Total Pupil Services	11,153,200.62	454,722.68	0.00	0.00	\$11,607,923.30
2200	Staff Services	0.00	0.00	0.00	0.00	\$0.00
2210	Improvement of Instruction	14,609.99	19,884.05	0.00	0.00	\$34,494.04
2211	Supv of Improve/Instr Services	273,576.96	11,194.81	0.00	0.00	\$284,771.77
2212	Instr/Curriculum Development	385,287.94	3,900.00	0.00	0.00	\$389,187.94
2213	Staff Training (Certified)	536,578.24	2,557,073.21	0.00	0.00	\$3,093,651.45
2215	Instructional Facilitators	1,975,852.04	0.00	0.00	0.00	\$1,975,852.04
2219	Other Improve/Instr Services	46,171.98	0.00	0.00	0.00	\$46,171.98
2221	Supv of Media Services	7,770.38	0.00	0.00	0.00	\$7,770.38
2222	School Library Services	1,944,354.93	45,773.83	0.00	0.00	\$1,990,128.76
2223	Audiovisual Services	0.00	0.00	0.00	0.00	\$0.00
2229	Other Media Services	0.00	0.00	0.00	0.00	\$0.00
2230	Supv of Spec Ed Services	277,166.16	0.00	0.00	0.00	\$277,166.16
2240	Technology Integration	3,299,287.19	23,389.41	0.00	0.00	\$3,322,676.60
2290	Other Support Services	343,173.88	82,063.06	0.00	0.00	\$425,236.94
	Total Staff Services	9,103,829.69	2,743,278.37	0.00	0.00	\$11,847,108.06
	Total Instructional Support	20,337,030.31	3,905,035.92	0.00	0.00	\$24,242,066.23
3000	General Support	236,777.00	12,037,617.00	0.00	0.00	\$12,274,394.00
3300	General Administration	0.00	0.00	0.00	0.00	\$0.00
3310	Central Administration	0.00	0.00	0.00	0.00	\$0.00
3311	Superintendent Services	822,894.31	0.00	0.00	0.00	\$822,894.31
3312	Community Relations Services	7,322,258.04	0.00	0.00	0.00	\$7,322,258.04
3321	Principal Services	0.00	58,772.94	0.00	0.00	\$58,772.94
3329	Other Support-School Admin	15,388.00	0.00	0.00	0.00	\$15,388.00
3330	Business Administration	638,078.67	0.00	0.00	0.00	\$638,078.67
3331	Fiscal Services	598,591.73	0.00	0.00	0.00	\$598,591.73
3332	Purchasing Services	166,753.49	0.00	0.00	0.00	\$166,753.49
3333	Warehouse/Distributing Serv	183,402.53	0.00	0.00	0.00	\$183,402.53
3334	Printing Services	466,423.94	0.00	0.00	0.00	\$466,423.94
3335	Data Processing Services	0.00	0.00	0.00	0.00	\$0.00
3339	Other Business Support Serv.	0.00	1,839.88	0.00	0.00	\$1,839.88
3350	Board of Education Services	420,629.50	11,000.00	0.00	0.00	\$431,629.50
	Total General Administration	10,634,420.21	71,612.82	0.00	0.00	\$10,706,033.03
3400	General Operation/Maint	348,187.50	0.00	0.00	0.00	\$348,187.50
3410	Supv of Maint/Plants	339,274.97	679.44	0.00	0.00	\$339,954.41
3420	Operating Bldg Services	11,927,560.16	1,072,775.83	213,396.69	0.00	\$13,213,732.68
3430	Care/Upkeep of Grounds	356,354.91	0.00	0.00	0.00	\$356,354.91
3440	Care/Upkeep of Equipment	337,095.53	719.50	0.00	0.00	\$337,815.03
3450	Vehicle Maintenance	160,138.80	0.00	0.00	0.00	\$160,138.80
3460	Security Services	552,134.27	225.00	104,109.43	0.00	\$656,468.70
3461	School Safety	0.00	336,008.01	0.00	0.00	\$336,008.01

**Campbell County School District
FY2022 Expenditure Projections - All Funds**

Account	Account Title	General Funds Total by Function	Spec. Rev. Funds Total by Function	Capital Funds Total by Function	Other Funds Total by Function	All Funds Total by Function
3470	Major Bldg & Facility Maint.	0.00	291,470.57	0.00	0.00	\$291,470.57
3490	Operation/Maint of Plant	66,016.41	0.00	0.00	0.00	\$66,016.41
	Total Operation/Maintenance	14,086,762.55	1,701,878.35	317,506.12	0.00	\$16,106,147.02
3500	Transportation	0.00	0.00	0.00	0.00	\$0.00
3510	Student - To/From School	6,546,313.63	0.00	0.00	0.00	\$6,546,313.63
3520	Student - Activity	588,893.22	0.00	0.00	0.00	\$588,893.22
3530	Supv of Transportation	547,879.93	0.00	0.00	0.00	\$547,879.93
3540	Monitoring Services	384,508.98	0.00	0.00	0.00	\$384,508.98
3550	Vehicle Servicing	1,793,435.42	0.00	0.00	0.00	\$1,793,435.42
3560	Other Student Transportation	186,138.86	0.00	0.00	0.00	\$186,138.86
3590	All Other Transportation	223,571.65	0.01	0.00	0.00	\$223,571.66
	Total Transportation	10,270,741.69	0.01	0.00	0.00	\$10,270,741.70
3800	Support Services - Central					\$0.00
3810	Planning Services	93,496.50	0.00	0.00	0.00	\$93,496.50
3830	Staff Services	1,328,701.16	0.00	0.00	27,555,975.41	\$28,884,676.57
3850	Technology Coordination	937,524.92	2,369.07	0.00	0.00	\$939,893.99
	Total Support Services	2,359,722.58	2,369.07	0.00	27,555,975.41	\$29,918,067.06
3900	Other Support Services	0.00	597,863.30	0.00	7,043.27	\$604,906.57
	Total Other Support Services	0.00	597,863.30	0.00	7,043.27	\$604,906.57
	Total General Support	37,588,424.03	14,411,340.55	317,506.12	27,563,018.68	\$79,880,289.38
4000	Community Services	30,000.00	387,215.00	0.00	0.00	\$417,215.00
4100	Food Service Operations	0.00	0.00	0.00	6,091,043.64	\$6,091,043.64
4190	Non-Allowable Food Service	27,022.80	0.00	0.00	273,262.01	\$300,284.81
4200	Enterprise Operations	0.00	0.00	0.00	54,772.68	\$54,772.68
4300	Community Services	44,048.10	2,459,761.32	0.00	0.00	\$2,503,809.42
	Total Community Services	101,070.90	2,846,976.32	0.00	6,419,078.33	\$9,367,125.55
5000	Capital Outlay	10,000.00	7,317,330.27	550,000.00	0.00	\$7,877,330.27
5100	Land Acquisitions	0.00	0.00	0.00	0.00	\$0.00
5200	Site Improvement	0.00	308,821.94	768,708.78	0.00	\$1,077,530.72
5300	Architecture/Engineering	0.00	0.00	0.00	0.00	\$0.00
5500	Building Acquisition/Constr	0.00	0.00	12,489,041.71	0.00	\$12,489,041.71
5600	Building Improvement	0.00	642,745.74	4,137,321.83	0.00	\$4,780,067.57
5900	Other Facilities	0.00	0.00	0.00	0.00	\$0.00
	Total Capital Outlay	10,000.00	8,268,897.95	17,945,072.32	0.00	\$26,223,970.27
6000	Other Uses	0.00	0.00	0.00	0.00	\$0.00
6100	Debt Service	160,924.51	0.00	0.00	0.00	\$160,924.51
6200	Transfers to Other Funds	26,500.00	0.00	0.00	0.00	\$26,500.00
	Total Other Uses	187,424.51	0.00	0.00	0.00	\$187,424.51
	Total Expenditure Budget	\$138,763,736.21	\$54,979,334.17	\$18,487,589.99	\$33,982,097.01	\$246,212,757.38

CCSD GENERAL FUND 01 BUDGETED REVENUE/EXPENDITURE COMPARISON

REVENUES	2018-2019 as Amd'd 6/11/19	2019-2020 as Amd'd 6/9/2020	2020-2021 as Amd'd 6/8/2021	2021-2022 Proposed	Inc/(Dec) Over Previous Year	% Inc/(Dec)
Budget Support-Reserves						
Accumulated in Prior Years	15,569,511.87	3,463,482.10	4,400,221.66	309,591.28	(4,090,630.38)	-92.96%
Local Revenue	117,470,923.30	119,307,383.60	114,784,345.58	94,140,313.78	(20,644,031.80)	-17.99%
County Revenue	29,069,661.59	29,670,932.06	28,335,091.88	23,633,435.31	(4,701,656.57)	-16.59%
State Revenue	733,000.00	943,000.00	1,145,000.00	20,425,000.00	19,280,000.00	1683.84%
Federal Revenue	95,000.00	115,000.00	85,000.00	85,000.00	0.00	0.00%
Other Revenue	50,000.00	50,000.00	50,000.00	25,000.00	(25,000.00)	-50.00%
Losses/Sale of Assets/Cap Leases/Transfers						
Operating Transfers	7,000.00	5,000.00	0.00	0.00	0.00	0.00%
Recapture	(11,320,000.00)	(10,334,815.66)	(4,347,075.18)	0.00	4,347,075.18	-100.00%
TOTAL REVENUE	151,675,096.76	143,219,982.10	144,452,583.94	138,618,340.37	(5,834,243.57)	-4.04%
EXPENDITURES						
Operating Budget	133,166,801.67	134,269,026.98	139,098,979.68	136,063,004.86	(3,035,974.82)	-2.18%
Bus Lease/Purchase P & I	509,659.34	509,659.35	614,344.00	160,924.51	(453,419.49)	-73.81%
Contingency/Roll-Over	2,362,135.75	2,441,295.77	2,362,135.76	2,367,911.00	5,775.24	0.24%
Operating Transfers	15,636,500.00	6,000,000.00	2,377,124.50	26,500.00	(2,350,624.50)	-98.89%
TOTAL EXPENDITURES	151,675,096.76	143,219,982.10	144,452,583.94	138,618,340.37	(5,834,243.57)	-4.04%

For Comparison Purposes Only:

Budget Assessed Value History: FY2019 \$4,428,276,932 - FY2020 \$4,470,155,344 - FY2021 \$4,242,015,313 - FY2022 \$3,392,572,551

CAMPBELL COUNTY SCHOOL DISTRICT 2021-2022 GENERAL FUND 01 REVENUE PROJECTIONS

Account Title	Acct. No.	2018-2019 Budget	2018-2019 Actual	2019-2020 Budget	2019-2020 Actual	2020-2021 Budget	2020-2021 Actual	2021-2022 Budget	Budget to Budget Inc/(Dec)	Bdgt to Bdgt Inc/(Dec)
Budget Support/Prior Years	80100	\$15,569,511.87		\$3,463,482.10		\$4,390,721.66		\$309,591.28	(\$4,081,130.38)	-92.95%
Hail Damages Collected in Prior Years	80100	\$0.00		\$0.00		\$9,500.00		\$0.00	(\$9,500.00)	100.00%
REVENUE FROM LOCAL SOURCES	81000									
Special District Taxes (25 Mill)	81111	110,706,923.30	107,588,222.82	111,753,883.60	104,469,132.41	106,050,382.83	100,362,224.45	84,814,313.78	(\$21,236,069.05)	-20.02%
Operations Mill	81112	0.00	0.00	0.00	0.00	0.00	0.00	0.00	\$0.00	0.00%
Capital Maintenance Mill	81115	0.00	0.00	0.00	0.00	0.00	0.00	0.00	\$0.00	0.00%
Motor Vehicle Taxes	81120	5,300,000.00	5,479,005.31	5,600,000.00	5,836,690.04	5,800,000.00	8,394,970.23	8,000,000.00	\$2,200,000.00	37.93%
Car Company Taxes	81130	85,000.00	77,026.61	85,000.00	74,032.33	75,000.00	70,439.67	75,000.00	\$0.00	0.00%
Penalties & Interest on Delinquent Taxes	81140	250,000.00	370,013.76	375,000.00	110,369.88	250,000.00	108,819.44	120,000.00	(\$130,000.00)	-52.00%
BOCES Tax	81170	0.00	0.00	0.00	0.00	0.00	0.00	0.00	\$0.00	0.00%
Other Local Taxes	81190	0.00	0.00	0.00	0.00	0.00	0.00	0.00	\$0.00	0.00%
Sub Total - Local Taxes		116,341,923.30	113,514,268.50	117,813,883.60	110,490,224.66	112,175,382.83	108,936,453.79	93,009,313.78	(\$19,166,069.05)	-17.09%
Tuition	81300									
Concurrent Enrollment Tuition	81302	375,000.00	344,894.00	375,000.00	597,721.50	600,000.00	684,647.50	685,000.00	\$85,000.00	14.17%
Regular Day School Tuition	81320	0.00	0.00	0.00	2,079.20	0.00	0.00	0.00	\$0.00	0.00%
Distance Education Tuition	81321	0.00	0.00	0.00	0.00	0.00	0.00	0.00	\$0.00	0.00%
Tuition-Out of District-Regular Day Sch.	81330	0.00	0.00	0.00	0.00	0.00	0.00	0.00	\$0.00	0.00%
Adult Education Fees	81340	2,500.00	1,275.00	1,500.00	750.00	1,500.00	825.00	1,000.00	(\$500.00)	-33.33%
Cooperative Programs	81360	0.00	0.00	0.00	0.00	0.00	0.00	0.00	\$0.00	0.00%
Tuition-In-State-Students/Disabilities	81370	0.00	0.00	0.00	0.00	0.00	0.00	0.00	\$0.00	0.00%
Earnings on Investments	81500									
Interest & Dividends	81510	280,000.00	625,723.81	625,000.00	316,571.65	400,000.00	13,841.35	15,000.00	(\$385,000.00)	-96.25%
Other Interest Earned	81590	120,000.00	207,126.10	215,000.00	125,104.12	175,000.00	33,208.15	30,000.00	(\$145,000.00)	-82.86%
Pupil Activities	81700									
Student Fees	81740	50,000.00	43,695.43	45,000.00	14,073.74	45,000.00	27,084.69	30,000.00	(\$15,000.00)	-33.33%
Other Pupil Activity Income	81790	0.00	341.75	0.00	530.00	0.00	132.27	0.00	\$0.00	0.00%
Pmts to State Foundation Program (Recapture)	81800	(11,320,000.00)	(10,074,028.85)	(13,640,508.20)	(13,640,508.20)	(3,309,612.43)	(4,347,075.18)	0.00	(\$3,309,612.43)	-100.00%
Pmts to State Foundation Program-Excess	81800	0.00	0.00	0.00	0.00	0.00	0.00	0.00	\$0.00	0.00%
Indirect Costs	81850	150,000.00	133,962.91	150,000.00	157,691.33	200,000.00	201,713.16	200,000.00	\$0.00	0.00%
Other Local Revenue	81900									
Rental, School Facilities	81910	15,000.00	11,675.00	15,000.00	42,684.10	35,000.00	31,759.67	30,000.00	(\$5,000.00)	-14.29%
Contributions & Donations	81920	1,000.00	0.00	1,000.00	250.00	1,000.00	0.00	1,000.00	\$0.00	0.00%
Refund of Prior Years Expenditures	81950	50,000.00	30,218.26	50,000.00	11,748.98	50,000.00	1,023.99	10,000.00	(\$40,000.00)	-80.00%
Transportation - Public	81981	6,500.00	11,749.13	12,000.00	3,833.89	10,000.00	822.02	5,000.00	(\$5,000.00)	-50.00%
Miscellaneous	81990	4,000.00	3,941.85	4,000.00	1,779.60	4,000.00	2,075.35	4,000.00	\$0.00	0.00%
ERATE Discount, Rebate, or Reimbursement	81991	75,000.00	39,794.46	0.00	239,235.48	50,000.00	124,914.24	120,000.00	\$70,000.00	100.00%
Total Local Revenue		106,150,923.30	104,894,637.35	105,666,875.40	98,363,770.05	110,437,270.40	105,711,426.00	94,140,313.78	(\$16,296,956.62)	-14.76%
REVENUE FROM COUNTY SOURCES	82000									
Unrestricted Grants in Aid	82100									
6 Mill County Equalization Tax	82110	26,569,661.59	25,821,173.78	26,820,932.06	25,072,591.04	25,452,091.88	23,965,461.33	20,355,435.31	(\$5,096,656.57)	-20.02%
Motor Vehicle Tax	82120	1,230,000.00	1,314,961.34	1,340,000.00	1,400,805.69	1,400,000.00	2,014,792.83	1,915,000.00	\$515,000.00	36.79%
Car Company Tax	82130	20,000.00	18,486.39	20,000.00	17,767.76	18,000.00	16,905.52	18,000.00	\$0.00	0.00%
Penalties & Interest on Delinquent Taxes	82140	50,000.00	88,803.22	90,000.00	26,489.05	65,000.00	147,589.85	145,000.00	\$80,000.00	123.08%
Fines & Forfeitures	82150	1,200,000.00	1,390,872.77	1,400,000.00	1,280,760.60	1,400,000.00	1,150,580.21	1,200,000.00	(\$200,000.00)	-14.29%
Other	82190	0.00	0.00	0.00	0.00	0.00	0.00	0.00	\$0.00	0.00%
Total County Revenue		29,069,661.59	28,634,297.50	29,670,932.06	27,798,414.14	28,335,091.88	27,295,329.74	23,633,435.31	(\$4,701,656.57)	-16.59%

CAMPBELL COUNTY SCHOOL DISTRICT 2021-2022 GENERAL FUND 01 REVENUE PROJECTIONS

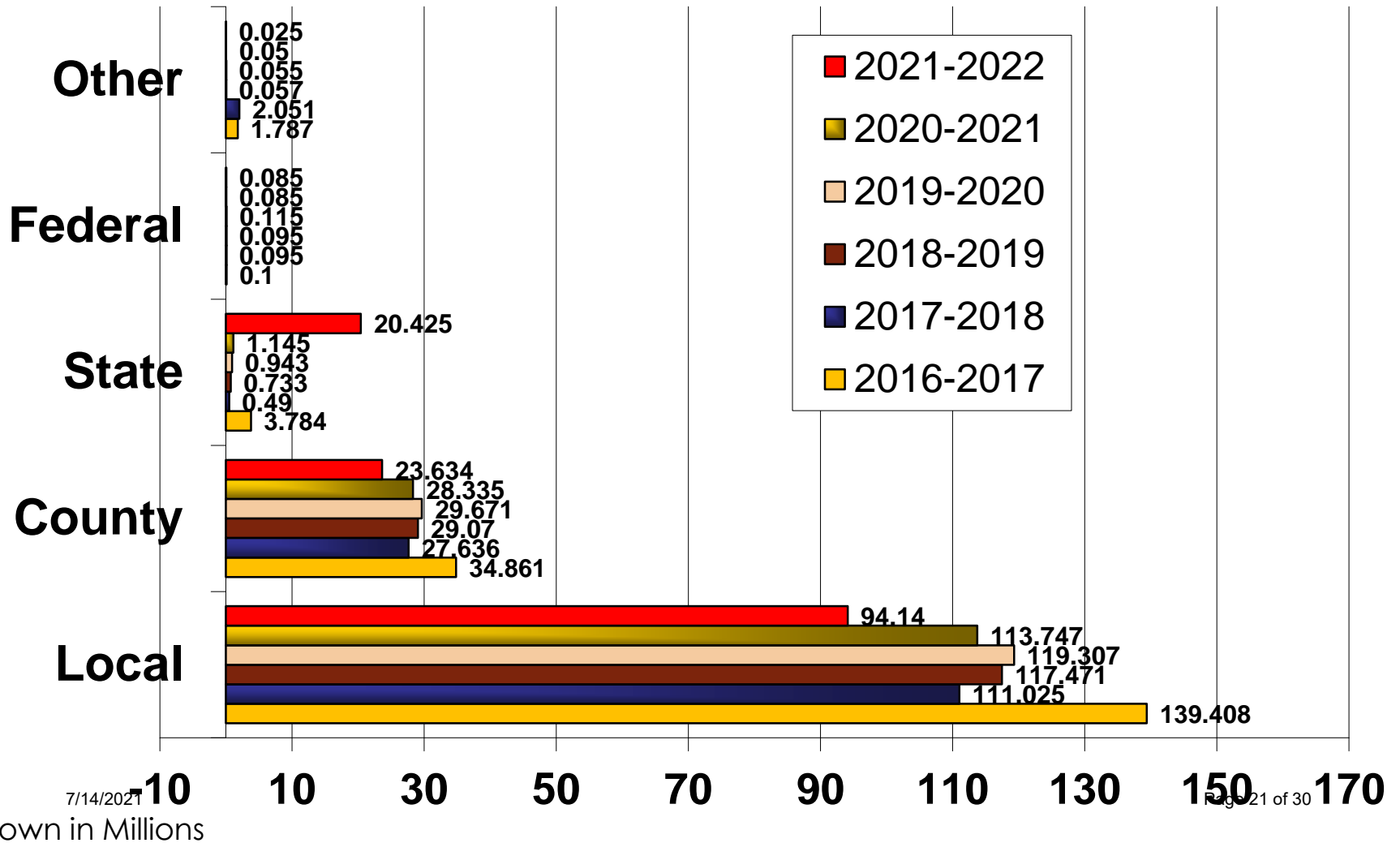
Account Title	Acct. No.	2018-2019 Budget	2018-2019 Actual	2019-2020 Budget	2019-2020 Actual	2020-2021 Budget	2020-2021 Actual	2021-2022 Budget	Budget to Budget Inc/(Dec)	Bdgt to Bdgt Inc/(Dec)
REVENUE FROM STATE SOURCES	83000									
Foundation Program (Entitlement)	83110	0.00	0.00	0.00	0.00	0.00	0.00	19,075,000.00	\$19,075,000.00	100.00%
Audit Adjustment - Foundation Program	83111	(500,000.00)	(309,976.00)	(500,000.00)	0.00	(500,000.00)	0.00	(500,000.00)	\$0.00	0.00%
State Land Income	83120	0.00	0.00	0.00	0.00	0.00	0.00	0.00	\$0.00	0.00%
Taylor Grazing	83130	43,000.00	40,570.42	43,000.00	34,562.36	40,000.00	34,980.97	40,000.00	\$0.00	0.00%
Tax Shortfall	83160	3,109,505.34	3,109,505.34	3,867,188.29	3,867,188.29	9,033,092.21	9,033,092.21	7,174,788.93	(\$1,858,303.28)	-20.57%
Out-of-State Tuition Reimbursement	83180	0.00	0.00	0.00	4,814.40	5,000.00	9,809.34	10,000.00	\$5,000.00	100.00%
Other State Unrestricted	83190	0.00	0.00	0.00	0.00	0.00	0.00	0.00	\$0.00	0.00%
Payments Made to Recapture Districts	83191	(3,109,505.34)	0.00	(561,495.75)	0.00	(9,033,092.21)	0.00	(7,174,788.93)	\$1,858,303.28	-20.57%
Restricted State Grants-In-Aid	83200	0.00	0.00	0.00	0.00	0.00	0.00	0.00	\$0.00	0.00%
Other State Restricted	83290	0.00	0.00	0.00	0.00	0.00	0.00	0.00	\$0.00	0.00%
WY Retirement Reimbursement (new FY2019)	83291	1,190,000.00	1,092,865.50	1,400,000.00	1,333,023.18	1,600,000.00	1,571,741.45	1,800,000.00	\$200,000.00	12.50%
Total State Revenue		733,000.00	3,932,965.26	4,248,692.54	5,239,588.23	1,145,000.00	10,649,623.97	20,425,000.00	\$19,280,000.00	1683.84%
REVENUE FROM FEDERAL SOURCES	84000									
Unrestricted Grants in Aid	84100									
Impact Aid	84110	95,000.00	134,750.42	115,000.00	83,279.77	85,000.00	63,192.00	85,000.00	\$0.00	0.00%
Total Federal Revenue		95,000.00	134,750.42	115,000.00	83,279.77	85,000.00	63,192.00	85,000.00	\$0.00	0.00%
OTHER REVENUE	85000									
Operating Transfer fr other General Funds	85201	7,000.00	2,733.84	5,000.00	0.00	0.00	0.00	0.00	\$0.00	0.00%
Operating Transfer fr Special Revenue	85220	0.00	30.79	0.00	0.00	0.00	0.00	0.00	\$0.00	0.00%
Sale of Fixed Assets-Non-Recapturable	85311	0.00	2,200.00	0.00	779.60	0.00	2,621.00	0.00	\$0.00	0.00%
Sale of Fixed Assets	85312	0.00	7,485.85	0.00	287.01	0.00	11,798.39	0.00	\$0.00	0.00%
Compensation for Losses	85320	50,000.00	3,160.00	50,000.00	395,710.73	50,000.00	5,341.09	25,000.00	(\$25,000.00)	-50.00%
Capital Lease	85500	0.00	0.00	0.00	157,240.00	0.00	241,009.50	0.00	\$0.00	0.00%
Total Other Revenue		57,000.00	15,610.48	55,000.00	554,017.34	50,000.00	260,769.98	25,000.00	(\$25,000.00)	-50.00%
TOTAL - ALL REVENUE W/O BUDGET SUPPORT		136,105,584.89	137,612,261.01	139,756,500.00	132,039,069.53	140,052,362.28	143,980,341.69	138,308,749.09	(\$1,743,613.19)	-1.24%
GRAND TOTAL - ALL REVENUE		\$151,675,096.76	\$137,612,261.01	\$143,219,982.10	\$132,039,069.53	\$144,452,583.94	\$143,980,341.69	\$138,618,340.37	-\$5,834,243.57	-4.04%

Assessed Value	
2018-2019	\$4,428,276,932
2019-2020	\$4,470,155,344
2020-2021	\$4,242,015,313
2021-2022	\$3,392,572,551

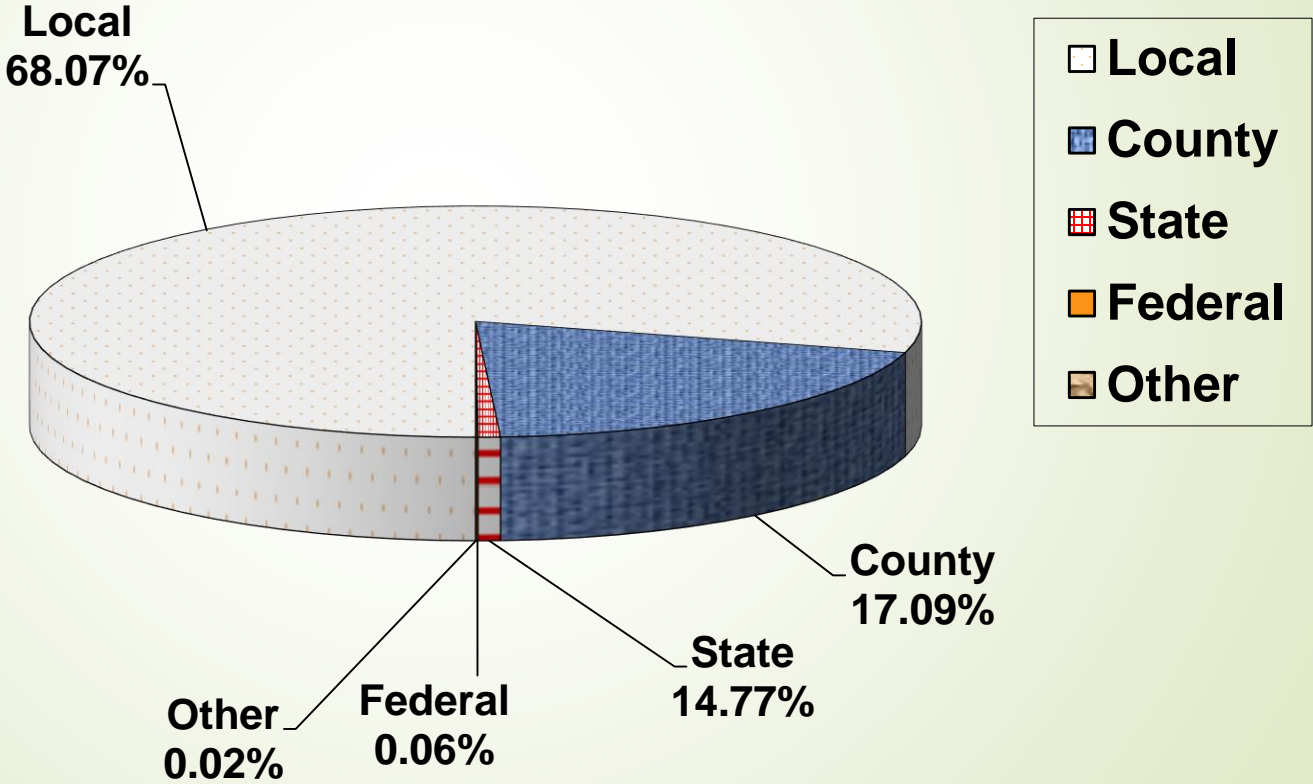
**CAMPBELL COUNTY SCHOOL DISTRICT
General Fund Non-Foundation Revenue Sources**

Description	Object Code	Actual 2017-2018	Actual 2018-2019	Actual 2019-2020	Actual 2020-2021	Budget 2021-2022
LOCAL SOURCES:						
Concurrent Enrollment Tuition	81302	\$328,600	\$344,894	\$597,722	\$684,648	\$685,000
Regular Day School Tuition	81320	\$0	\$0	\$2,079	\$0	\$0
Distance Education Tuition	81321	\$0	\$0	\$0	\$0	\$0
Adult Education	81340	\$0	\$0	\$0	\$825	\$1,000
Interest	81510	\$241,134	\$625,724	\$316,572	\$13,841	\$15,000
Other Interest Earned	81590	\$105,180	\$207,126	\$125,104	\$33,208	\$30,000
Student Fees	81740	\$45,543	\$43,695	\$14,074	\$27,085	\$30,000
Other Pupil Activity Income	81790	\$0	\$342	\$530	\$132	\$0
Indirect Costs	81850	\$147,235	\$133,963	\$157,691	\$201,713	\$200,000
Rental	81910	\$13,675	\$11,675	\$42,684	\$31,760	\$30,000
Contributions/Donations	81920	\$0	\$0	\$250	\$0	\$1,000
Refund/Prior Years	81950	\$6,037	\$30,218	\$11,749	\$1,024	\$10,000
Public Transportation	81981	\$6,156	\$11,749	\$3,834	\$822	\$5,000
ERATE Discount, Rebate, or Reimburse.	81991	\$76,390	\$39,794	\$239,235	\$124,914	\$120,000
TOTAL LOCAL SOURCES		\$969,950	\$1,449,181	\$1,511,524	\$1,119,972	\$1,127,000
STATE SOURCES:						
Tax Shortfall	83160	\$9,075,199	\$3,109,505	\$3,867,188	\$9,033,092	\$7,174,789
Out-of State Tuition Reimbursement	83180	\$0	\$0	\$4,814	\$9,809	\$10,000
Pmts to Recapture Districts (Prior Yr Rev.)	83191	(\$9,075,199)	(\$3,109,505)	(\$3,867,188)	(\$9,033,092)	(\$7,174,789)
WY Retirement Reimbursement	83291	\$979,734	\$1,092,866	\$1,333,023	\$1,571,741	\$1,800,000
TOTAL STATE SOURCES		\$979,734	\$1,092,866	\$1,337,838	\$1,581,551	\$1,810,000
FEDERAL SOURCES:						
Impact Aid PL874	84110	\$85,950	\$134,750	\$83,280	\$63,192	\$85,000
TOTAL FEDERAL SOURCES		\$85,950	\$134,750	\$83,280	\$63,192	\$85,000
OTHER SOURCES:						
Oper. Transfer from General Fund 02	85201	\$2,435	\$2,734	\$0	\$0	\$0
Oper. Transfer from Special Revenue	85220	\$0	\$31	\$0	\$0	\$0
Sale/Fixed Assets	85311	\$0	\$2,200	\$780	\$2,621	\$0
Compensation for Losses	85320	\$8,054	\$3,160	\$395,711	\$5,341	\$25,000
Capital Leases	85500	\$1,944,570	\$0	\$157,240	\$241,010	\$0
TOTAL OTHER SOURCES		\$1,955,059	\$8,125	\$553,730	\$248,972	\$25,000
TOTAL NON-FOUNDATION REVENUE		\$3,990,694	\$2,684,921	\$3,486,372	\$3,013,686	\$3,047,000
Non-Foundation Revenue w/o Operating Transfers		\$3,988,258	\$2,682,157	\$3,486,372	\$3,013,686	\$3,047,000

General Fund 01 Revenues by Source



General Fund 01 Revenues 2021-2022



Local	\$ 94.140
County	23.633
State	20.425
Federal	0.085
Other	0.025
Total	\$138.618
Recapture	-0.000
Net Revenue	\$138.618

w/o Budget Support

Funds in Millions ^{7/14/2021}

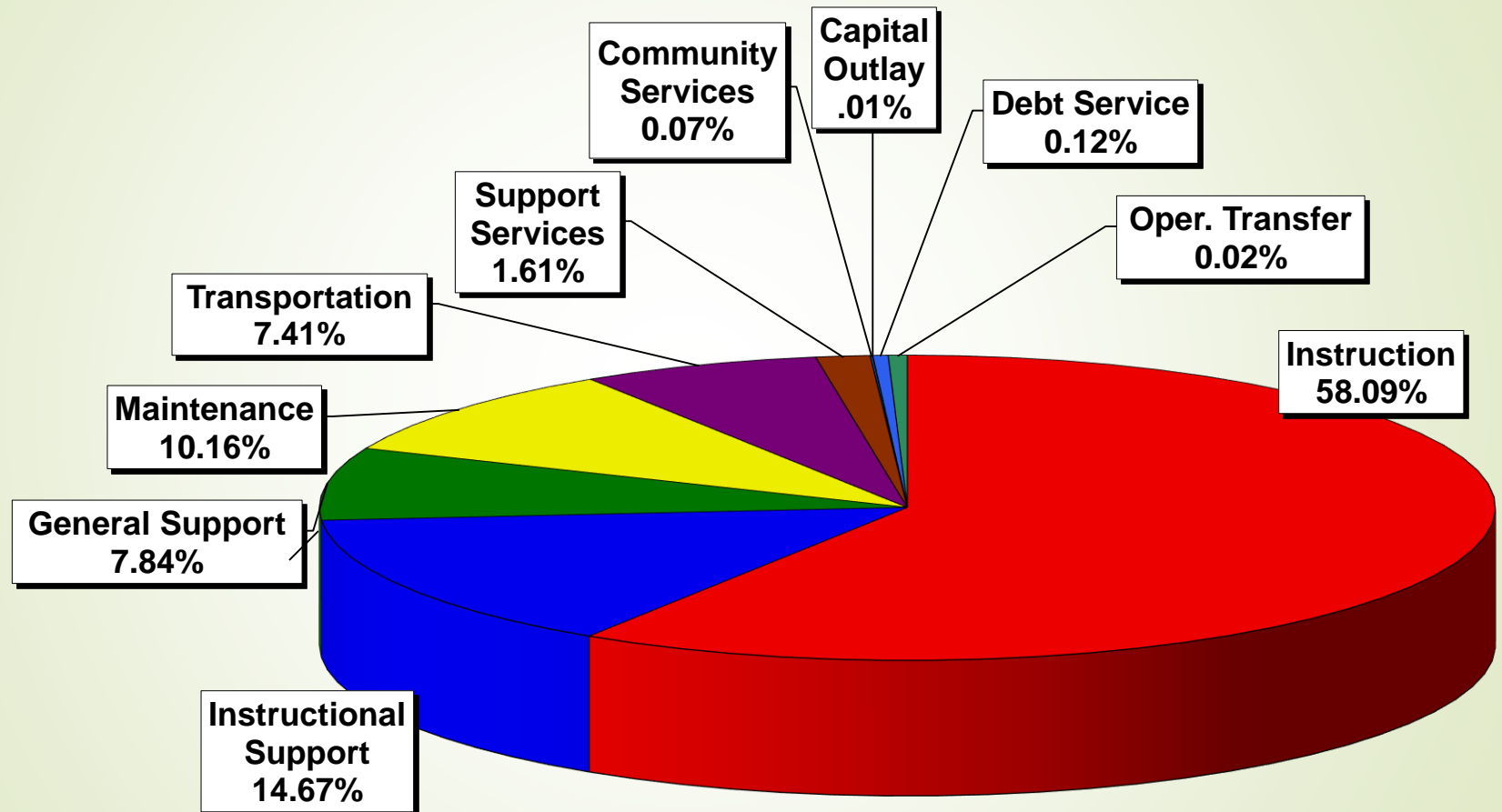
CAMPBELL COUNTY SCHOOL DISTRICT
General Fund 01 Budgeted Expenditure Summary
2021-2022

Acct. No.	Account Title	Salaries 01000- 01999	Employee Benefits 02000- 02999	Purchased Services 03000- 03999	Supplies & Materials 04000- 04999	Capital Outlay 05000- 05999	Other Objects 06000- 06999	Other Uses 07000- 07999	Total Expenditures Current Fiscal Year
1000	Instruction	\$0.00	\$760,128.10	\$0.00	\$0.00	\$0.00	\$0.00	\$500,000.00	\$1,260,128.10
1100	General Instruction	1,343,629.45	1,005,895.30	32,355.50	116,140.00	0.00	1,012.50	277,254.16	\$2,776,286.91
1110	Elementary Instruction	20,050,490.53	8,519,753.22	98,722.95	563,773.75	33,080.88	737.00	327,850.65	\$29,594,408.98
1120	Junior High Instruction	4,950,685.26	1,937,085.40	13,508.78	187,569.25	3,618.00	1,360.00	215,230.01	\$7,309,056.70
1130	Senior High Instruction	8,135,573.13	3,506,861.56	92,774.35	305,565.84	14,991.80	5,162.00	229,665.18	\$12,290,593.86
1131	All Secondary Instruction	0.00	0.00	305.10	12,074.40	0.00	0.00	0.00	\$12,379.50
1135	Concurrent Enrollment	0.00	0.00	635,000.00	0.00	0.00	0.00	0.00	\$635,000.00
1150	Tuition	0.00	0.00	5,000.00	0.00	0.00	0.00	0.00	\$5,000.00
1210	Students with Disabilities	10,273,565.09	5,259,503.30	9,471.00	38,809.95	0.00	0.00	0.00	\$15,581,349.34
1233	Gifted and Talented	472,253.67	160,238.88	2,245.97	6,541.83	0.00	0.00	0.00	\$641,280.35
1250	Tuition-Stu/Disabilities	0.00	0.00	1,970,000.00	0.00	0.00	0.00	0.00	\$1,970,000.00
1260	Educationally Disadvantaged	237,013.01	137,495.36	3,660.00	52,852.00	1,642.00	0.00	0.00	\$432,662.37
1265	Summer Schl/Ext'd Programs	5,927.72	0.00	608.94	1,069.56	0.00	0.00	0.00	\$7,606.22
1270	Limited English Proficient	459,683.80	239,682.36	0.00	10,769.00	0.00	0.00	0.00	\$710,135.16
1280	Homebound	18,515.00	4,182.54	19,470.00	0.00	0.00	0.00	0.00	\$42,167.54
1290	Other Special Programs	491,153.87	384,698.89	140.00	28,973.23	0.00	3,240.00	0.00	\$908,205.99
1400	Activities	0.00	0.00	0.00	0.00	0.00	0.00	(10,468.31)	(\$10,468.31)
1410	Student Activities - Elem.	7,448.00	1,602.72	0.00	2,520.00	0.00	0.00	0.00	\$11,570.72
1420	Student Activities - Jr. High	593,493.50	166,954.50	64,521.00	22,481.00	0.00	1,388.00	45,825.28	\$894,663.28
1430	Student Activities - Sr. High	1,915,721.20	458,571.58	560,415.30	157,496.43	2,880.00	15,005.00	49,643.03	\$3,159,732.54
1530	Vocational Educ Grades 9-12	1,301,320.45	628,581.12	7,865.00	107,052.49	0.00	0.00	0.00	\$2,044,819.06
1810	Elementary Distance Learning	82,110.00	44,471.96	101,925.00	12,989.35	0.00	0.00	0.00	\$241,496.31
	Total Instruction	50,338,583.68	23,215,706.79	3,617,988.89	1,626,678.08	56,212.68	27,904.50	1,635,000.00	\$80,518,074.62
2000	Instructional Support	0.00	0.00	0.00	0.00	0.00	0.00	80,000.00	\$80,000.00
2100	Support Services-Student	0.00	0.00	0.00	0.00	0.00	0.00	0.00	\$0.00
2110	Guidance Services	1,995,751.53	786,600.97	12,313.00	19,834.14	0.00	230.00	0.00	\$2,814,729.64
2111	Supervision of Guidance	3,500.00	752.32	0.00	2,047.50	0.00	0.00	0.00	\$6,299.82
2115	Record Maintenance Services	687,945.91	276,400.84	22,449.00	4,000.50	0.00	0.00	0.00	\$990,796.25
2117	Assessment Services	35,604.56	13,052.95	10,003.00	1,229.00	0.00	0.00	0.00	\$59,889.51
2122	Attendance Services	77,345.56	42,185.61	5,415.00	5,841.30	0.00	0.00	0.00	\$130,787.47
2123	Social Work Services	370,670.96	113,042.53	80.00	734.94	0.00	0.00	0.00	\$484,528.43
2124	Student Accounting Services	0.00	0.00	0.00	0.00	0.00	0.00	0.00	\$0.00
2131	Supervision of Health Services	58,493.59	19,024.63	0.00	0.00	0.00	0.00	0.00	\$77,518.22
2132	Health Services	1,158,689.00	427,805.21	247,874.00	50,170.52	0.00	7,519.50	0.00	\$1,892,058.23
2140	Psychological Programs	944,707.65	437,690.44	24,315.00	3,593.40	0.00	0.00	0.00	\$1,410,306.49
2152	Speech Services	1,162,292.60	486,978.76	1,910.00	7,270.00	0.00	0.00	0.00	\$1,658,451.36
2153	Hearing Impaired Services	222,456.65	92,110.24	6,015.00	1,334.95	0.00	0.00	0.00	\$321,916.84
2171	Occupational Therapy	652,175.69	259,525.01	5,400.00	10,560.00	0.00	0.00	0.00	\$927,660.70
2172	Physical Therapy	207,541.94	85,278.47	0.00	1,200.00	0.00	0.00	0.00	\$294,020.41
2173	Visions Impaired/Vision Services	59,300.00	24,214.25	200.00	523.00	0.00	0.00	0.00	\$84,237.25
2210	Impv of Instruction Services	12,000.00	2,609.99	0.00	0.00	0.00	0.00	0.00	\$14,609.99
2211	Supv of Improve/Instr Services	190,191.39	53,681.07	22,087.02	4,347.48	2,770.00	500.00	0.00	\$273,576.96
2212	Instr/Curriculum Development	289,395.10	81,150.84	6,111.50	6,300.50	1,130.00	1,200.00	0.00	\$385,287.94
2213	Staff Training (Certified)	269,237.26	79,128.63	151,075.85	27,447.00	5,000.00	4,689.50	0.00	\$536,578.24
2215	Instructional Facilitators	1,452,095.90	516,758.94	800.00	5,755.00	0.00	442.20	0.00	\$1,975,852.04
2219	Other Improve/Instr Services	36,829.80	8,361.38	0.00	980.80	0.00	0.00	0.00	\$46,171.98
2221	Supv of Media Services	5,130.26	1,137.12	0.00	1,503.00	0.00	0.00	0.00	\$7,770.38
2222	School Library Services	1,179,282.30	578,375.06	4,035.70	117,648.37	0.00	290.00	64,723.50	\$1,944,354.93
2230	Supv of Special Ed Services	196,833.40	44,203.76	1,700.00	34,129.00	0.00	300.00	0.00	\$277,166.16
2240	Technology Integration	1,952,600.59	959,017.35	3,991.00	186,438.25	197,145.00	95.00	0.00	\$3,299,287.19
2290	Other Support Services	237,689.70	74,796.68	2,350.00	28,337.50	0.00	0.00	0.00	\$343,173.88
	Total Instructional Support	13,457,761.34	5,463,883.05	528,125.07	521,226.15	206,045.00	15,266.20	144,723.50	\$20,337,030.31

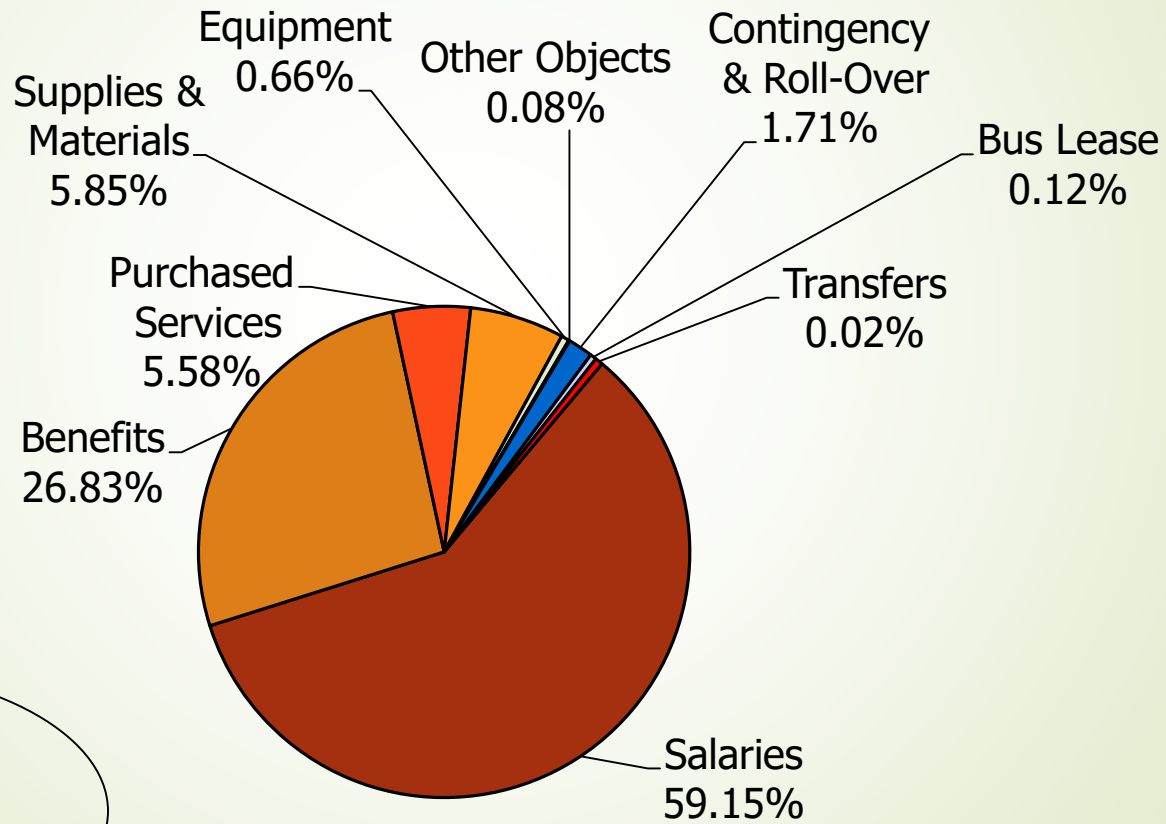
CAMPBELL COUNTY SCHOOL DISTRICT
General Fund 01 Budgeted Expenditure Summary
2021-2022

Acct. No.	Account Title	Salaries 01000- 01999	Employee Benefits 02000- 02999	Purchased Services 03000- 03999	Supplies & Materials 04000- 04999	Capital Outlay 05000- 05999	Other Objects 06000- 06999	Other Uses 07000- 07999	Total Expenditures Current Fiscal Year
3000	General Support	30,000.00	6,777.00	0.00	0.00	0.00	0.00	200,000.00	\$236,777.00
3310	General Support	0.00	0.00	0.00	0.00	0.00	0.00	0.00	\$0.00
3311	Superintendent Services	531,469.24	213,406.57	15,900.00	54,798.50	0.00	7,320.00	0.00	\$822,894.31
3321	Principal Services	4,951,082.58	2,220,351.69	52,008.65	89,947.12	0.00	8,868.00	0.00	\$7,322,258.04
3329	Other Support Servi.-Schl Admin	0.00	0.00	0.00	15,388.00	0.00	0.00	0.00	\$15,388.00
3330	Business Administration	402,804.34	179,655.83	39,832.50	13,986.00	0.00	1,800.00	0.00	\$638,078.67
3331	Fiscal Services	367,197.96	141,604.77	60,070.00	28,150.90	942.10	626.00	0.00	\$598,591.73
3332	Purchasing Services	113,676.86	44,900.13	1,620.00	6,421.50	0.00	135.00	0.00	\$166,753.49
3333	Warehouse/Distributing Services	85,546.11	52,428.92	36,643.50	8,784.00	0.00	0.00	0.00	\$183,402.53
3334	Printing Services	238,328.74	125,405.20	33,050.00	62,040.00	7,500.00	100.00	0.00	\$466,423.94
3339	Other Business Support Services	0.00	0.00	0.00	0.00	0.00	0.00	0.00	\$0.00
3350	Board of Education Services	0.00	100.00	389,969.50	4,225.00	0.00	26,335.00	0.00	\$420,629.50
3400	General Operation/Maintenance	0.00	0.00	0.00	0.00	0.00	0.00	348,187.50	\$348,187.50
3410	Supv of Maint/Plants	247,321.40	91,953.57	0.00	0.00	0.00	0.00	0.00	\$339,274.97
3420	Operating Building Services	4,270,275.45	1,862,457.73	1,496,470.69	4,288,415.91	5,825.00	1,100.00	3,015.38	\$11,927,560.16
3430	Care/Upkeep of Grounds	254,962.00	67,742.91	7,250.00	26,400.00	0.00	0.00	0.00	\$356,354.91
3440	Care/Upkeep of Equipment	230,550.55	105,044.98	0.00	1,500.00	0.00	0.00	0.00	\$337,095.53
3450	Vehicle Maintenance	52,499.20	31,403.76	3,000.00	73,235.84	0.00	0.00	0.00	\$160,138.80
3460	Security Services	55,796.00	12,465.55	358,264.72	125,608.00	0.00	0.00	0.00	\$552,134.27
3490	Operation/Maint of Plant	53,347.65	12,668.76	0.00	0.00	0.00	0.00	0.00	\$66,016.41
3500	Transportation	0.00	0.00	0.00	0.00	0.00	0.00	0.00	\$0.00
3510	Student - To/From School	3,690,148.93	1,936,600.70	300,870.00	4,987.26	610,649.24	3,057.50	0.00	\$6,546,313.63
3520	Student - Activity	282,315.90	134,848.77	31,190.00	140,538.55	0.00	0.00	0.00	\$588,893.22
3530	Supv of Transportation	343,307.06	162,801.62	24,948.75	11,422.50	4,000.00	1,400.00	0.00	\$547,879.93
3540	Monitoring Services	279,991.55	104,517.43	0.00	0.00	0.00	0.00	0.00	\$384,508.98
3550	Vehicle Servicing	515,782.40	277,591.51	65,183.11	921,578.40	10,800.00	2,500.00	0.00	\$1,793,435.42
3560	Other Student Transportation	114,994.08	71,144.78	0.00	0.00	0.00	0.00	0.00	\$186,138.86
3590	All Other Transportation	25,000.00	6,096.75	153,634.45	29,090.45	9,750.00	0.00	0.00	\$223,571.65
3810	Planning Services	0.00	0.00	93,496.50	0.00	0.00	0.00	0.00	\$93,496.50
3830	Staff Services	497,796.43	461,098.41	181,489.31	56,110.65	5,426.66	3,095.70	0.00	\$1,205,017.16
3850	Technology Coordination	529,007.39	182,580.03	217,374.00	7,213.50	1,350.00	0.00	0.00	\$937,524.92
3900	Other Support Services	0.00	0.00	0.00	0.00	0.00	0.00	0.00	\$0.00
	Total General Support	18,163,201.82	8,505,647.37	3,562,265.68	5,969,842.08	656,243.00	56,337.20	551,202.88	\$37,464,740.03
4000	Community Services	0.00	0.00	0.00	0.00	0.00	0.00	30,000.00	\$30,000.00
4190	Non-Allow. Food Serv. Operations	21,768.00	5,254.80	0.00	0.00	0.00	0.00	0.00	\$27,022.80
4300	Community Services	7,720.64	1,330.96	24,789.00	7,707.50	0.00	2,500.00	0.00	\$44,048.10
	Total Community Services	29,488.64	6,585.76	24,789.00	7,707.50	0.00	2,500.00	30,000.00	\$101,070.90
5000	Capital Outlay	0.00	0.00	0.00	0.00	0.00	0.00	10,000.00	\$10,000.00
5500	Building Acquisition & Construction	0.00	0.00	0.00	0.00	0.00	0.00	0.00	\$0.00
5600	Building Improvement Services	0.00	0.00	0.00	0.00	0.00	0.00	0.00	\$0.00
	Total Capital Outlay	0.00	0.00	0.00	0.00	0.00	0.00	10,000.00	\$10,000.00
6100	Debt Service-Bus Lease/Pur	0.00	0.00	0.00	0.00	0.00	9,274.94	151,649.57	\$160,924.51
6200	Transfers to Other Funds	0.00	0.00	0.00	0.00	0.00	0.00	26,500.00	\$26,500.00
	Total Operating Budget	\$81,989,035.48	\$37,191,822.97	\$7,733,168.64	\$8,125,453.81	\$918,500.68	\$111,282.84	\$2,549,075.95	\$138,618,340.37

General Fund 01 Expenses by Function 2021-2022 Total \$138,618,340



Campbell County School District FY2022 Expenditures by Object General Fund 01



Total Expenses
\$138,618,340

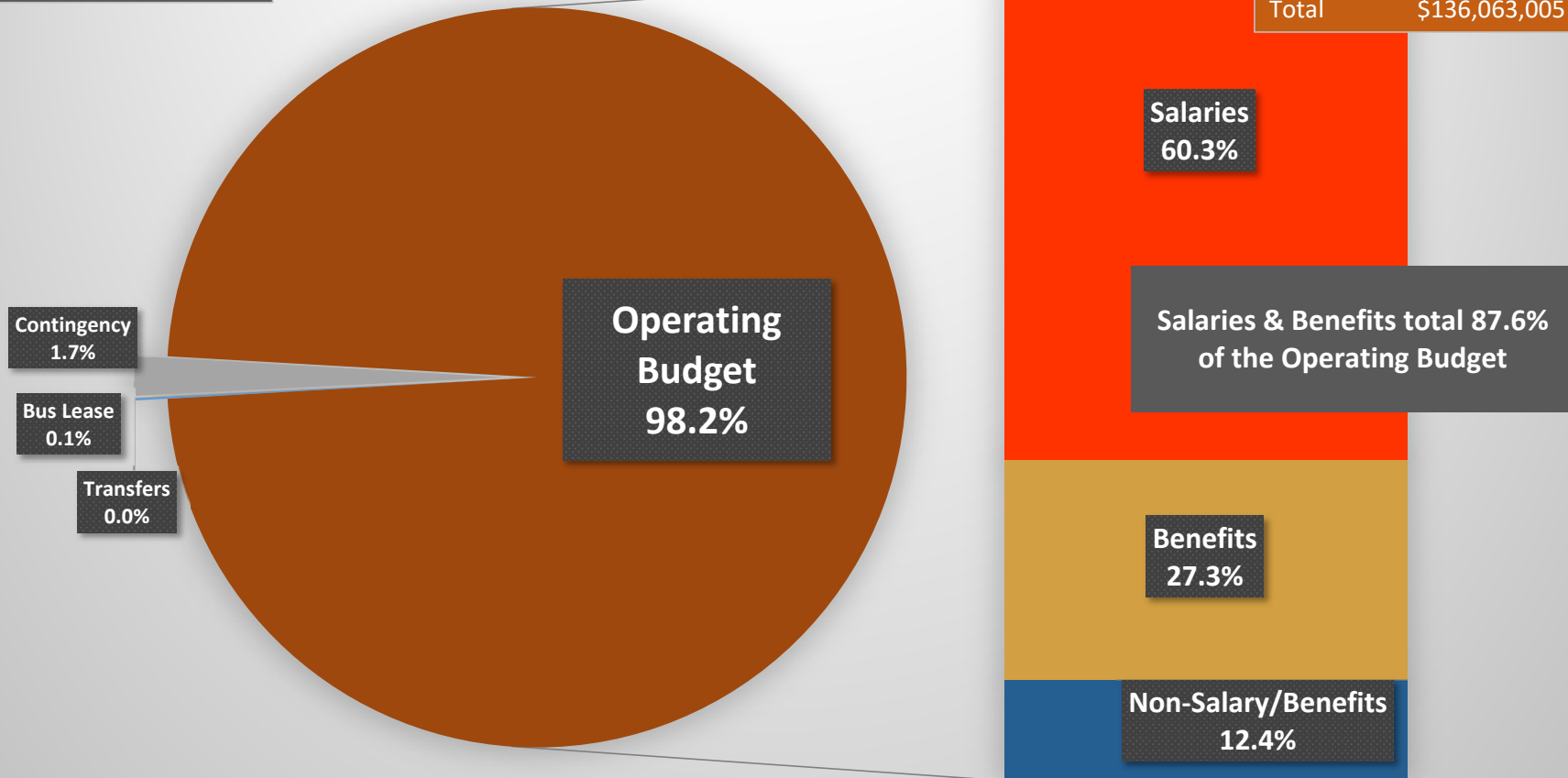
	Bus Lease	Transfers	Contingency
2021-2022	0.152	0.027	2.368

Salaries	Benefits	Non-Salary/Benefits
81.989	37.192	16.882

Operating	\$136,063,005
Bus Lease	160,924
Contingency	2,367,911
Oper Transfers	26,500
Budget Total	\$138,618,340

2021-2022 Campbell County School District General Fund 01 Budget Summary

Operating Budget	
Salaries	\$ 81,989,036
Benefits	37,191,823
Non-S&B	16,882,146
Total	\$136,063,005



General Fund 01 Decrease

➤ 2021-2022 Budget	\$138,618,340
➤ 2020-2021 Budget	<u>144,452,584</u>
➤ Decrease in Fund 01	\$ 5,834,244
	or -4.04%

General Funds Summary

▶ General Fund 01	\$138,618,340
▶ Healthy Communities 03	85,396
▶ Sick Leave 04	<u>60,000</u>
▶ All FY2022 General Funds	\$138,763,736
▶ Previous Year Total	<u>144,637,584</u>
Decrease	\$ 5,873,848 or -4.06%

Budget Summary for Approval 2021-2022

➤ General Funds (0x)	\$138,763,736
➤ Special Revenues (2x)	54,979,334
➤ Capital Projects (3x)	18,487,590
➤ Nutrition Services, CAT (5x)	6,426,122
➤ Insurance (60)	<u>27,555,975</u>
➤ GRAND TOTAL – All Funds	\$246,212,757

Increase of \$4,432,853 or 1.83%
from prior year