
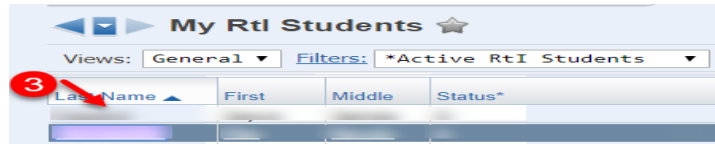
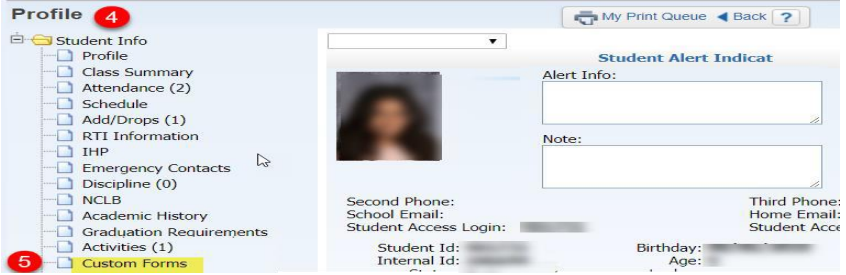



RTI STAAR Test Accommodation via EA+ Gradebook

<ol style="list-style-type: none"> 1. Teacher Access 2. My RTI Students 	
<ol style="list-style-type: none"> 3. Locate the student to review RTI STAAR Test Accommodations; click on the student's name 	
<ol style="list-style-type: none"> 4. Profile 5. Select Custom Forms 	
<ol style="list-style-type: none"> 6. Choose RTI STAAR TEST ACCOMMODATIONS from the dropdown menu as the display View 7. Expand on the student's name 8. Click the View link to open the RTI STAAR Test Accommodations 	
<ol style="list-style-type: none"> 9. To print the Form, right click and choose Print 10. Currently, the Print tab does not work properly 	