

The Dragon's Post

Our Hamden Middle School
Student Newspaper



ISSUE 4 | MAR/APR 2024

Spring Issue

HAMDEN MIDDLE SCHOOL

Spring Has Sprung! Issue 4: Table of Contents

Page 2-3– Gr. 7's Field Trip to Urban Air

Page 4 – Review Crew: Our Spring Picks!

Page 5 – NJHS Induction Ceremony 2024

Page 6 – NJHS Field Trip to Eli's & Hamden Police Dept.

Page 7 – Get Crafty! Checkout the Ladybug Bookmark Craft

Page 8– A Tasty Recipe: Irish Soda Bread!

Page 9 – Traditional Art

Page 10– Spring Photography

Contributors (Mar/Apr Issue)

Staff Writers

Chloe Butts, Gia Damico, Giuliana Oddo, Evana Pais, Riona Pais, Olivia Song

Photography

Donovan Kirkpatrick

Traditional Art

Zariya Elahee & David Kim

School News Broadcast

Wesley Rogerson & Chloe Butts

Website Design

Riona Pais & Evana Pais

Club Advisor

Mrs. McCulley



Read *The
Dragon's Post...*
Online!

*A HUGE shout out to our
web designers: Riona Pais
& Evana Pais*



Gr. 7 Field Trips to Urban Air

Reporting By: Olivia Song

Seventh graders traded textbooks for trampolines on a recent field trip to Urban Air. Staff reporter Olivia Song reports about House 2 & 3's experience.





House 2 & 3 had a blast at Urban Air (or as House 2 students know it “Jumpy Jumpy Happy Place”). Students drank slushies, fought over the foam pit, played in the ballpit and much more! The day concluded with some pizza.

P.S: These trips were big hits!

House 4's Urban Air Trip

Bouncing into Fun: Staff Writer Gia Damico reports about House 4's visit to Urban Air.

House 4's Urban Air Trip was an overall success! All of the students in House 4 had a lot of fun, and created new memories with friends. The highlights of the trip had to be the Battle Beam battles, the kids vs. adults dodgeball game, and the basketball dunk contest. Endless memories and friendships were created during this trip. Thank you to all of the Team Stanton teachers and members who helped to plan this awesome event.

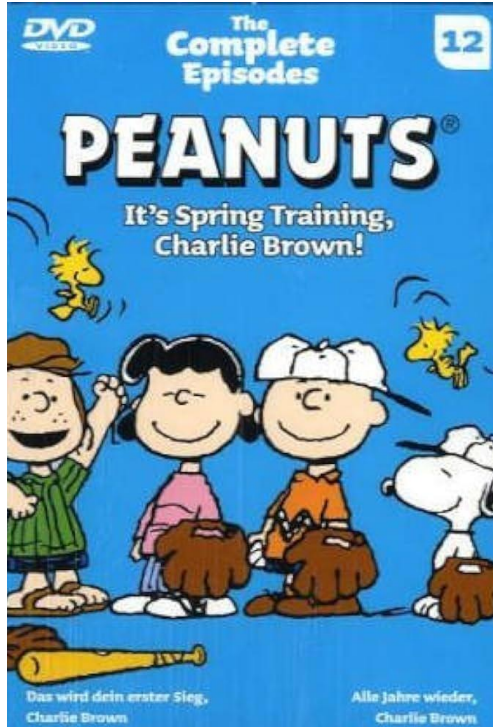


Review Crew

By: Chloe Butts, Evana Pais, and Riona Pais

Spring Edition

Riona – Movie



Movie Title: It's Spring Training, Charlie Brown!

Director: Sam Jaimes

This movie is about the beginning of spring in the Peanuts' world. And spring means the beginning of the baseball season. This movie takes us on a journey of Charlie Brown's baseball training. At the end, we realize that "It's not how you look, it's how you play the game." I would recommend this movie for all ages.

Chloe – Book



Book Name: *Everything Everything*

Author: Nicola Yoon

This book follows the life of 17 year-old Madeline Whittier. She has a rare disease that makes it impossible for her to leave the house for fear of contamination. She has never had a problem with staying in until her new neighbor Olly moves in. He teaches her what the outdoors is like and discovers that maybe life is about more than playing it safe all the time.

Evana – Song



Song title: "Flowers"

Artist: Miley Cyrus

This song is about self-love and this was a hit! This song earned Miley her first Grammy. The meaning behind the song is that you don't need to wait for someone to be your happiness, create your own! Even though this song isn't specifically about spring, it has a meaningful message behind it.

NJHS Induction Ceremony 2024

Riona & Evana Report

National Junior Honor Society 2024 Inductees	
Samantha Barkon	Pietro Guerra
Mary Bonadies	Christian Hendricks
Beren Cayan	Annabelle Jefferson
Kayla Cossaboom	David Kim
Theodore Crawford	Theodore Lee
Hazel Curtis	Michael McGovern
Gianna Damico	Aria Nabiz
Kylie Day	William Prokosch
Nicholas DeMicco	Zachary Sabina
Maia Detrani	Saashee Saxena
Zariya Elahee	Caroline Seguin
Elsa Erard	Jaya Smith-Tavaris
Hazel Fortier	Penelope Smith
Lauren Freer	Gigi Verderame
Kaylah Goubourn	Noga Yogev
Co-Advisors Mrs. DeLucia and Mrs. Rodriguez	

**Pledge of the
National Junior Honor Society**

*I pledge myself
Always to seek the light of truth,
To hold scholarly habits,
To engage in worthy service,
And to lead forward in all things
That shall advance the welfare of the school*

The Ceremony	
Procession of Inductees	
Welcome Message	Michelle Coogan
Pledge of Allegiance	Gianna Damico
Superintendent	Gary Highsmith Introduced by: Mary Bonadies
Assistant Superintendent	Linda Tran Introduced by: Annabelle Jefferson
Chapter Vice President	Evana Pais
Chapter President	William Swan
Overview of Selection Process	Christine Rodriguez
Candle Lighting Ceremony	Michelle DeLucia
Scholarship	Michael McGovern
Service	Lauren Freer
Leadership	Kylie Day
Citizenship	Penelope Smith
Character	Caroline Seguin
Reciting of the NJHS Pledge	William Swan
Presentation of Certificates	Michelle Coogan, Michelle DeLucia, Christine Rodriguez
Closing Remarks	Michelle Coogan
Please join us in the café for refreshments immediately following the ceremony.	

Practice Ceremony

The new inductees got to practice saying their speeches, lighting candles, walking into the auditorium, and taking their seats. We, the board members, got to sit in the back, give feedback, and fold the pamphlets.



Induction Ceremony

The ceremony was a special event where all the new inductees got to be sworn into NJHS. It was a great time listening to all the speeches given, watching the new inductees receive their certificates, and cheering them on.



Reception

After the ceremony, we received food and refreshments in the cafeteria. It was a great time socializing with friends and family. We also received our new NJHS apparel.

NJHS Field Trip to Eli's & Hamden Police Department

Riona & Evana Report



Going to Eli's

It was a very cold and windy day outside, but we walked from the Hamden Middle School to Eli's Pizza shop. It was quite a long walk, but it was a good time to catch up with friends. We bought many pizzas with the funds we got from the Teddy Grams.



Giving the pizzas to the HPD

The Hamden Police Department were very thankful for the pizzas we got them, but it was the least we could do for them because they protect our community everyday.



Getting a tour of the HPD


HPD gave us a tour of the whole department including their garage! We got to see their call center, their offices, and much more. In the image shown, this is one of their prison cells.

Ladybug Bookmark Craft

Reporting By:
Gia Damcio

What you need: Colored paper, white paper, pencil, black crayon, scissors, and glue.

1. With your ruler measure a 6in by 6in square on the white piece of paper
2. Fold the white paper into a triangle
3. Take the right hand crore of the triangle and fold it to to top of the triangle, then do the same with the left side.
4. Once folded, unfold the sides and fold the top middle flap toward the other 2 flaps.
5. Then take the 2 triangle flaps and tuck them under the flap that you justmade.
6. Draw a large circle on the colored piece of paper, and cut it out.
7. Then on the circle, draw a medium sized triangle and cut it out.
8. Once the triangle is cut out, then draw a V shaped line at the top of the triangles point. This should be like the head to your Ladybug.
9. Next draw 2 small circles on the piece of white paper, these are the eyes.
10. Then draw your own eye on each of the white circles, and then glue them inside on the V shaped area.
11. Draw your own Ladybug wing pattern on the wings of the bug.
12. Once that is done, color in the head and wing spots of the bug with the black crayon.
13. Lastly, glue your bug onto your bookmark.



Irish Soda Bread

Reporting By: Chloe Butts

You will need:

- 4 cups of all-purpose flour
- 1 ½ teaspoons baking soda
- 1 teaspoon of salt,
- 2 cups of buttermilk

Preheat the oven to 400 degrees fahrenheit. Line a baking sheet with parchment paper

In a large bowl, whisk together the flour, baking soda, and salt. Stir butter milk in until combined and it becomes too stiff to stir.

Transfer the dough to a work surface and flour your hands (in addition to previously measured flour) and knead 5-10 times or until the flour is moist and dough comes together

Form the dough into an 8" round. Place on the prepared pan and cut a ¼-½" X on the top.

Bake for 40-50 minutes or until golden brown.

To test, you can put a thermometer in the center of the loaf and if it measures 195 degrees, you're good to go!

Happy Eating!

Traditional Art



Zariya Elahee

David Kim



Spring Photography

Don't miss Staff Photographer Donovan Kirkpatrick's breathtaking photos of spring! His keen eye captures the vibrant blooms and magic of the season coming alive.

