


Ready To Order Smoothies?

Visit www.catawbacountyschools.net - School Nutrition's webpage to download step-by-step instructions

Already have a on-line account set up? Scan the QR code to start ordering today!

Things to know

- You need your student's lunch number to set up the mobile ordering feature.
- Smoothies are made with fruit and yogurt.
- Smoothies are for breakfast purchase only.
- **Student's eligibility will be automatically applied at checkout.**
- Smoothies must be ordered one day in advance.
- The menu will increase next school year!



MOBILE ORDERING STEPS

Parents/Guardians must create a LINQ CONNECT account. Please the website below. Instructions are online under the button "LINQ CONNECT STUDENT SETUP."

LINQ Connect



 App Store



 Google Play

- Visit LINQConnect.com or Scan QR Code for the App
- Create a Free Account
- Add Funds
- Apply for Free & Reduced Meals
- Pay Fees
- Student ID Required



IMPORTANT!

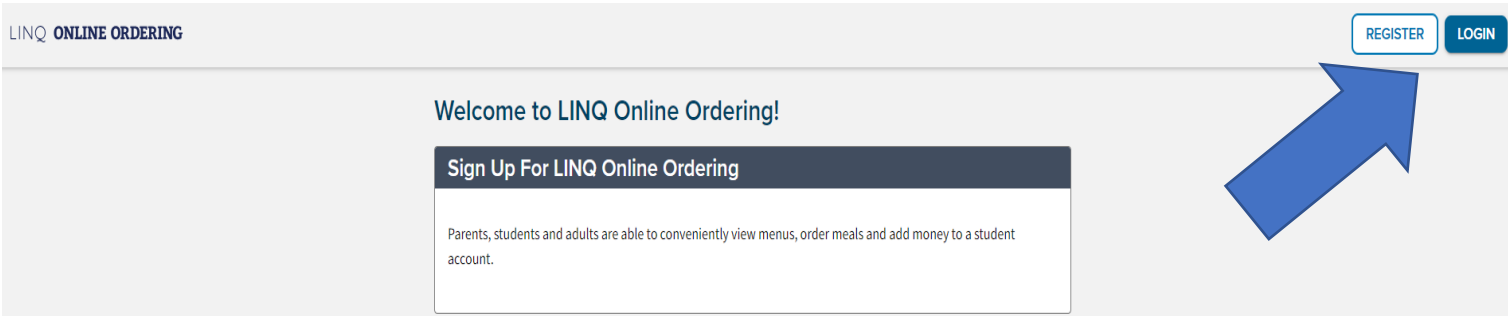
Meal application letters are sent by mail or email. **Titan School Solutions** will automatically parents/guardians an email notification regarding their student's meal application.

Ready To Order?
Scan Me!
To View Our Menu

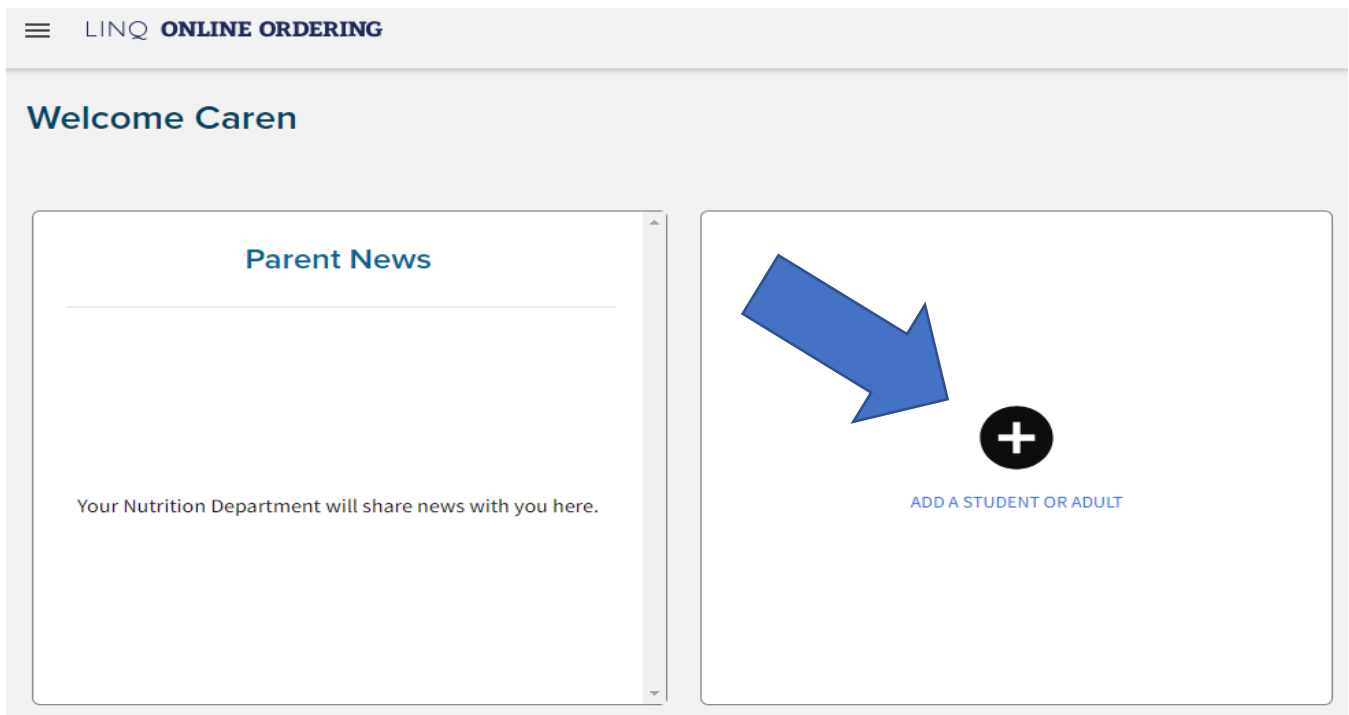


MOBILE ORDERING STEPS

1. Go to: <https://family.onlineordering.linq.com/>
2. Register or Login in using the same username and password as your LINQ Connect account.



3. Press the + button to add student(s) to your account (if they aren't already added).



4. School District: Select CATAWBA COUNTY SCHOOLS
5. Student ID: Enter Student's lunch number
6. Last Name: Type Student's last name

Add a Student or Adult ✕

Input Unique ID Number to add your student or adult to your account. The student ID number can be found on your child's schedule or report card. If you are unable to obtain this number, please contact your School District.

School District

Student or Staff ID

Last Name

CANCEL
ADD

7. Click "ADD"
8. Student Information will appear in the middle square.

TO PLACE ORDER

9. Click on Order Meals – ONLY FULL MEALS MAY BE ORDERED AT THIS TIME

Challenger Early College
Catawba County Schools

Meals Balance (as of Apr 03 7:03 am) STUDENT

\$0.00

MEALS ORDERED

M	T	W	R	F
1	2	3	4	5
8	9	10	11	12

A LA CARTE ORDERED

M	T	W	R	F
1	2	3	4	5
8	9	10	11	12

HISTORY
ADD TO BALANCE
ORDER MEALS

10. The parent/guardian must check the agreement message and click the Agree button to move forward (this is only for the first time an order is placed online)

If your (or your child's) allergy or condition potentially creates a serious medical risk, you should discuss the risks and appropriate precautions for participating in school lunch with both your medical provider and your school food service director before participating.

REQUIRED: Medical Statement for Children with Special Dietary Needs

I understand and agree. Do not show this message again.

AGREE

11. Select the date you would like to order a meal (allowable dates have a menu below)

EXAMPLE: MOBILE ORDERING IS **NOT AVAILABLE** MARCH 31 – APRIL 6

School Menu
Challenger Menu

< Mar 31 - Apr 06 >

The minimum balance required to order a la carte is \$2.10. Please add to balance. If you have recently added to your balance, and you are not seeing the updated balance reflected in Online Ordering, please wait 24 hours for the data to update. X

1 Mon	2 Tue	3 Wed	4 Thu	5 Fri
Menus have not been published for this week. Please check back regularly for menu updates.				

EXAMPLE: MOBILE ORDERING IS **AVAILABLE** APRIL 7 – APRIL 13

Orders are due by 06:00 AM on the day of.
Orders may be placed up to three weeks in advance.

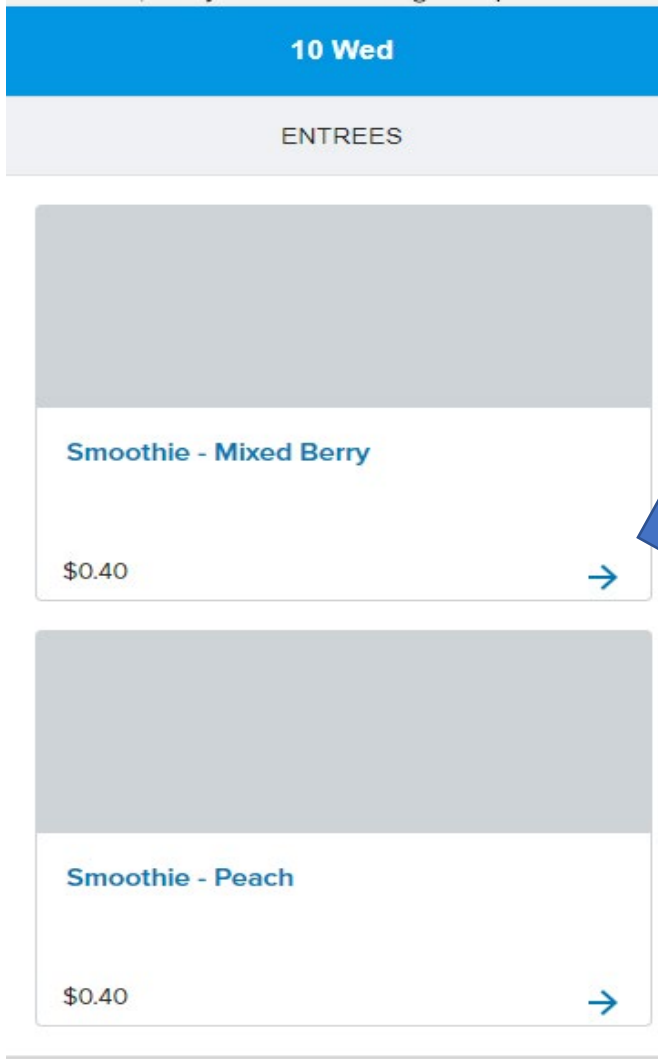
School Menu
Challenger Menu

< Apr 07 - Apr 13 >

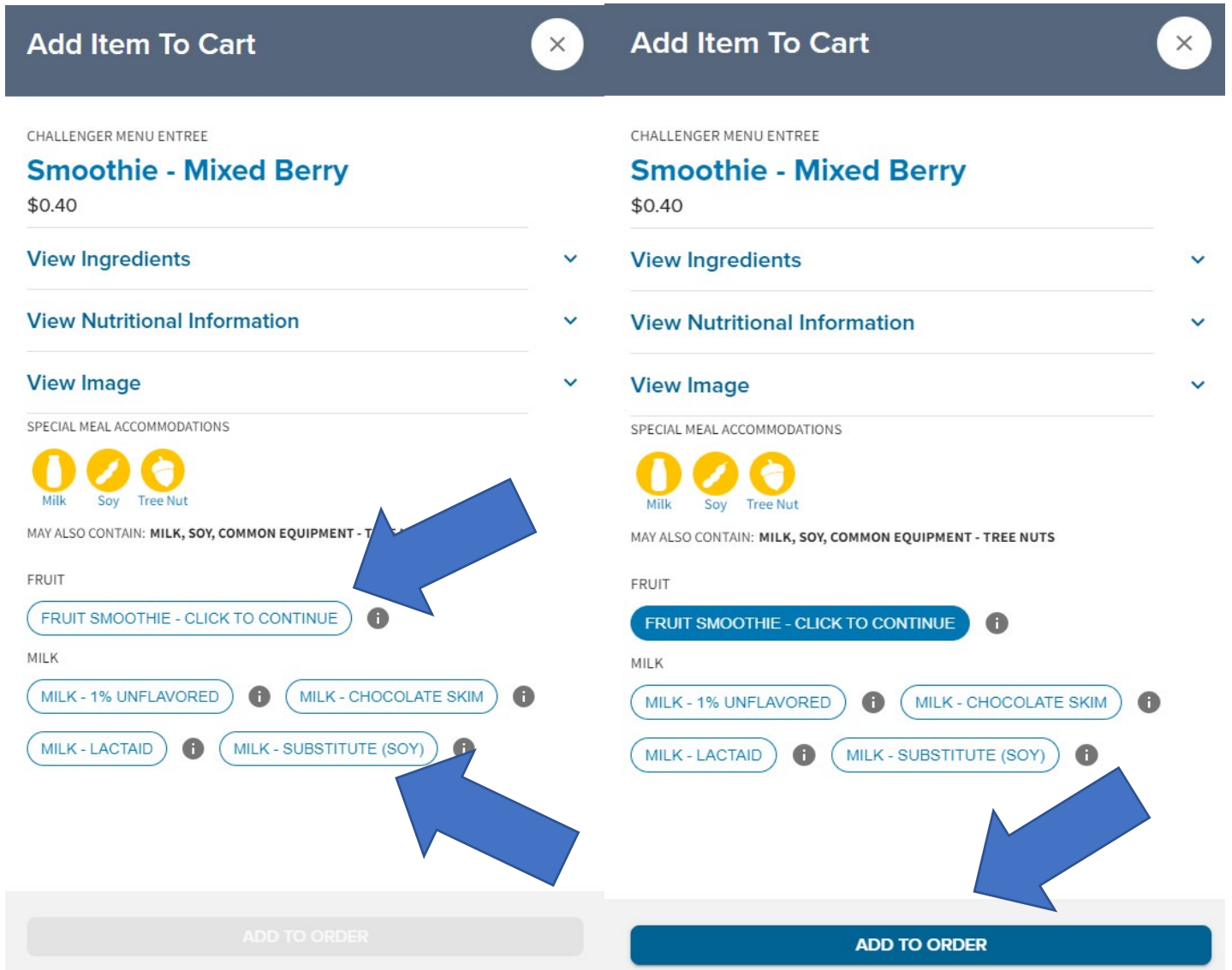
The minimum balance required to order a la carte is \$2.10. Please add to balance. If you have recently added to your balance, and you are not seeing the updated balance reflected in Online Ordering, please wait 24 hours for the data to update. X

8 Mon	9 Tue	10 Wed	11 Thu	12 Fri
ENTREES				

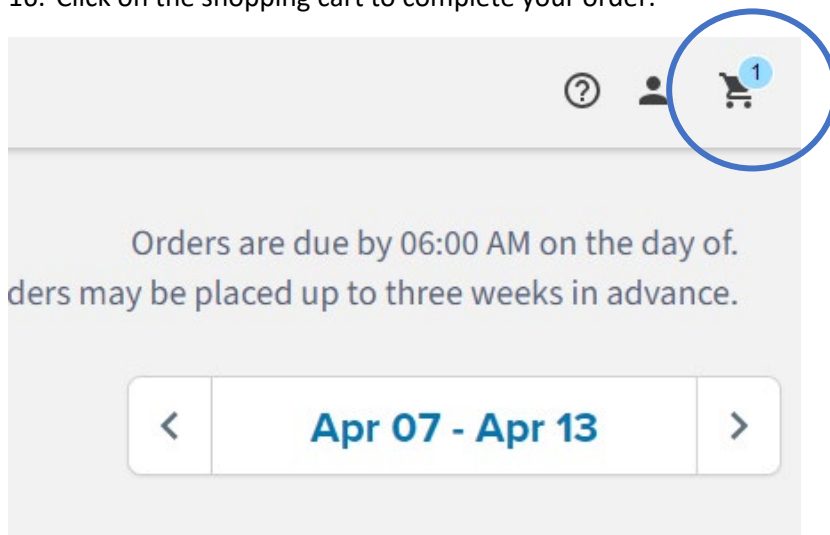
12. Select the day by clicking the **arrow**. The monetary amount will show how much your student(s) will be charged for this meal. (Pricing depends on eligibility from submitted meal applications)



13. You **MUST** select "Fruit Smoothie – click to continue" to add the smoothie to your cart. You may select a milk option if you desire (at no additional cost)
14. Then click ADD TO ORDER



15. In the TOP RIGHT-HAND CORNER, you will see a shopping cart.
16. Click on the shopping cart to complete your order.



17. Review the order
18. Click CHECKOUT

Total: \$0.40

Wed, Apr 10, 2024

Challenger Menu

ENTREE

Smoothie - Mixed Berry

\$0.40



FRUIT Fruit Smoothie - Click to Continue



CONTINUE ORDERING

CHECKOUT

19. Select the pickup location (there is only one)

20. Click Place Order

21. Go pick up your smoothie before class!

Choose a pickup location for your order

Challenger Cafeteria



BACK TO ORDER

PLACE ORDER